
School Quality Survey

Aiea Elementary

Spring 2016

Hawaii Department of Education
Office of Strategy, Innovation, and Performance
Assessment and Accountability Branch
Accountability Section

Publication Date: July 2016

School survey size and return rate:

Group	# Distributed	# Returned	Return Rate (%)
Students:	103	97	94.1%
Parents	103	67	65.0%
Teachers:	24	20	83.3%

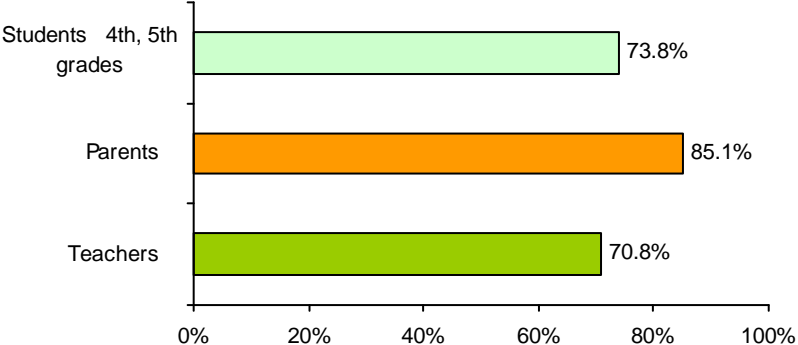
SQS Summary Table

Dimension	Group		Percent (%) Response			
			Average (7-1)	Positive (> 4.0)	Neutral (= 4.0)	Negative (< 4.0)
A. Safety	Students	4th, 5th grades	5.3	73.8%	13.4%	12.7%
	Parents		5.5	85.1%	8.5%	6.3%
	Teachers		5.1	70.8%	18.3%	10.8%
B. Well-Being	Students	4th, 5th grades	5.8	80.3%	12.7%	6.9%
	Parents		5.8	92.1%	4.2%	3.5%
	Teachers		4.8	69.6%	12.6%	17.7%
C. Satisfaction	Students	4th, 5th grades	6.2	90.5%	7.5%	1.9%
	Parents		5.5	84.2%	8.6%	7.1%
	Teachers		4.7	67.3%	18.3%	14.2%
D. Involvement/Engagement	Students	4th, 5th grades	6.0	87%	10.6%	2.3%
	Parents		5.7	88.8%	6%	5%
	Teachers		4.7	61%	25%	14%

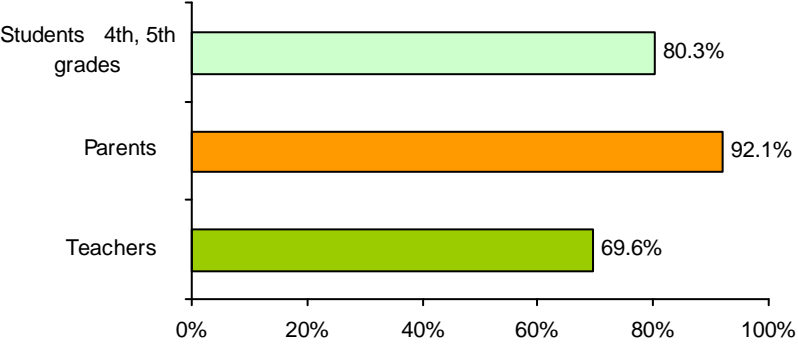
SQS Summary Figure

Dimension	Group	Percent Positive Response
-----------	-------	---------------------------

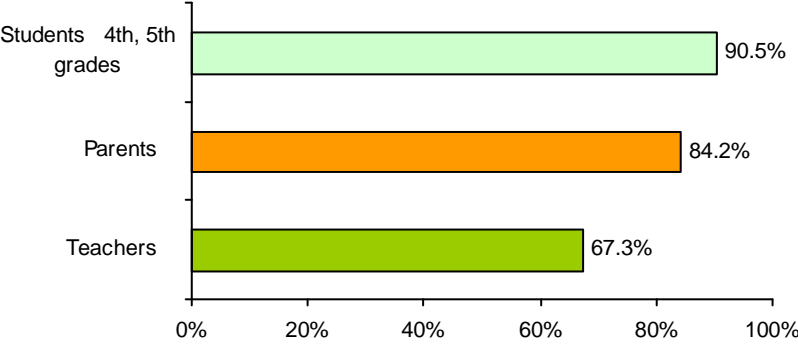
A. Safety



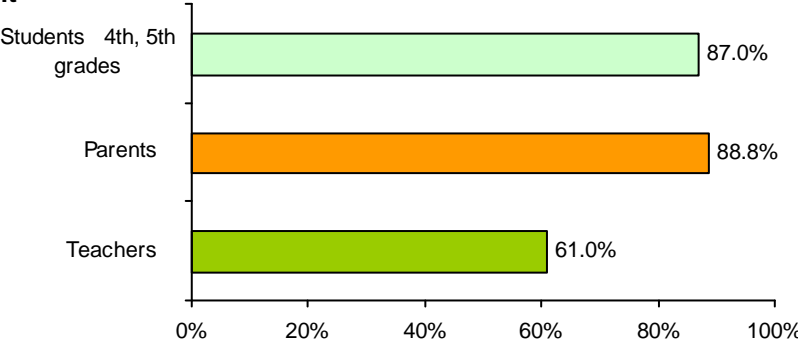
B. Well-Being



C. Satisfaction



D. Involvement/Engagement



Elementary School Student Survey

A. Safety

	Completely Agree (7)	Strongly Agree (6)	Agree (5)	Neutral (4)	Disagree (3)	Strongly Disagree (2)	Completely Disagree (1)	N	Average Rating
1. I feel safe at school.	36 37.1%	20 20.6%	25 25.8%	13 13.4%	1 1.0%	1 1.0%	1 1.0%	97 100%	5.7
2. Students at my school who do not behave are disciplined.	21 21.9%	11 11.5%	27 28.1%	26 27.1%	6 6.3%	0 0.0%	5 5.2%	96 100%	4.9
3. I feel safe from the mean kids at my school.	13 13.7%	7 7.4%	20 21.1%	15 15.8%	17 17.9%	3 3.2%	20 21.1%	95 100%	3.9
4. I feel the school buildings are safe for students.	36 37.9%	26 27.4%	19 20.0%	5 5.3%	4 4.2%	1 1.1%	4 4.2%	95 100%	5.7
5. If I ever got sick at school, someone would take care of me.	45 46.9%	14 14.6%	14 14.6%	13 13.5%	9 9.4%	1 1.0%	0 0.0%	96 100%	5.7
6. There are clear rules to ensure students' safety at school.	52 54.7%	25 26.3%	13 13.7%	5 5.3%	0 0.0%	0 0.0%	0 0.0%	95 100%	6.3
Dimension Totals:	203 35.4%	103 17.9%	118 20.6%	77 13.4%	37 6.4%	6 1.0%	30 5.2%	574 100%	5.4

B. Well-Being

	Completely Agree (7)	Strongly Agree (6)	Agree (5)	Neutral (4)	Disagree (3)	Strongly Disagree (2)	Completely Disagree (1)	N	Average Rating
7. I have friends at school who care about me.	52 54.7%	17 17.9%	11 11.6%	10 10.5%	3 3.2%	0 0.0%	2 2.1%	95 100%	6.0
8. My teachers give me help when I need it.	68 70.1%	14 14.4%	12 12.4%	2 2.1%	0 0.0%	1 1.0%	0 0.0%	97 100%	6.5
9. If I feel bad, I can get help from the school staff.	42 43.3%	15 15.5%	18 18.6%	16 16.5%	4 4.1%	0 0.0%	2 2.1%	97 100%	5.7
10. I usually get a good night's sleep before going to school in the morning.	28 29.2%	19 19.8%	14 14.6%	20 20.8%	12 12.5%	2 2.1%	1 1.0%	96 100%	5.2
11. I usually have something to eat before school starts in the morning.	44 46.3%	23 24.2%	12 12.6%	9 9.5%	6 6.3%	0 0.0%	1 1.1%	95 100%	5.9
12. I am treated fairly at this school.	30 31.9%	18 19.1%	24 25.5%	16 17.0%	3 3.2%	3 3.2%	0 0.0%	94 100%	5.5
Dimension Totals:	264 46.0%	106 18.5%	91 15.9%	73 12.7%	28 4.9%	6 1.0%	6 1.0%	574 100%	5.8

Elementary School Student Survey

C. Satisfaction

	Completely Agree (7)	Strongly Agree (6)	Agree (5)	Neutral (4)	Disagree (3)	Strongly Disagree (2)	Completely Disagree (1)	N	Average Rating
13. My teachers really listen when I talk.	47 49.0%	21 21.9%	20 20.8%	7 7.3%	1 1.0%	0 0.0%	0 0.0%	96 100%	6.1
14. My teachers want me to learn a lot.	76 81.7%	12 12.9%	5 5.4%	0 0.0%	0 0.0%	0 0.0%	0 0.0%	93 100%	6.8
15. I like what I am learning at school.	57 59.4%	17 17.7%	12 12.5%	8 8.3%	1 1.0%	1 1.0%	0 0.0%	96 100%	6.2
16. The school building has everything I need to learn.	41 42.7%	20 20.8%	17 17.7%	17 17.7%	1 1.0%	0 0.0%	0 0.0%	96 100%	5.9
17. My teachers teach me new things in school.	65 68.4%	13 13.7%	13 13.7%	3 3.2%	0 0.0%	1 1.1%	0 0.0%	95 100%	6.4
18. My school is a good school.	56 57.7%	12 12.4%	15 15.5%	8 8.2%	1 1.0%	2 2.1%	3 3.1%	97 100%	6.0
Dimension	342	95	82	43	4	4	3	573	6.2
Totals:	59.7%	16.6%	14.3%	7.5%	0.7%	0.7%	0.5%	100%	6.2

D. Involvement/Engagement

	Completely Agree (7)	Strongly Agree (6)	Agree (5)	Neutral (4)	Disagree (3)	Strongly Disagree (2)	Completely Disagree (1)	N	Average Rating
19. I like coming to school.	47 49.0%	22 22.9%	15 15.6%	7 7.3%	3 3.1%	2 2.1%	0 0.0%	96 100%	6.0
20. When there is a school event that I like, I participate.	43 44.8%	14 14.6%	17 17.7%	21 21.9%	1 1.0%	0 0.0%	0 0.0%	96 100%	5.8
21. I enjoy talking to my teachers.	50 51.5%	16 16.5%	25 25.8%	4 4.1%	1 1.0%	1 1.0%	0 0.0%	97 100%	6.1
22. I like the classes and programs at school.	51 52.6%	20 20.6%	16 16.5%	9 9.3%	0 0.0%	1 1.0%	0 0.0%	97 100%	6.1
Dimension	191	72	73	41	5	4	0	386	6.0
Totals:	49.5%	18.7%	18.9%	10.6%	1.3%	1.0%	0.0%	100%	6.0

A. Safety

	Completely Agree (7)	Strongly Agree (6)	Agree (5)	Neutral (4)	Disagree (3)	Strongly Disagree (2)	Completely Disagree (1)	N	Average Rating
1. My child is safe at school.	22 33.3%	14 21.2%	24 36.4%	4 6.1%	2 3.0%	0 0.0%	0 0.0%	66 100%	5.8
2. My child is safe from harassment, intimidation, and threats at school.	15 22.4%	14 20.9%	23 34.3%	6 9.0%	6 9.0%	2 3.0%	1 1.5%	67 100%	5.2
3. My child has a caring adult to ensure my child's safety at school.	22 33.3%	14 21.2%	24 36.4%	5 7.6%	1 1.5%	0 0.0%	0 0.0%	66 100%	5.8
4. The school grounds and facilities are safe for my child.	16 24.6%	10 15.4%	27 41.5%	8 12.3%	3 4.6%	1 1.5%	0 0.0%	65 100%	5.4
5. Threats, intimidation, harassment, or hazing are rare in this school.	16 24.2%	10 15.2%	24 36.4%	8 12.1%	4 6.1%	2 3.0%	2 3.0%	66 100%	5.2
6. My child's school has clear rules to maintain students' safety at school.	22 33.3%	15 22.7%	25 37.9%	3 4.5%	1 1.5%	0 0.0%	0 0.0%	66 100%	5.8
Dimension Totals:	113 28.5%	77 19.4%	147 37.1%	34 8.6%	17 4.3%	5 1.3%	3 0.8%	396 100%	5.5

B. Well-Being

	Completely Agree (7)	Strongly Agree (6)	Agree (5)	Neutral (4)	Disagree (3)	Strongly Disagree (2)	Completely Disagree (1)	N	Average Rating
7. My child has friends in school who care about my child.	25 38.5%	13 20.0%	20 30.8%	6 9.2%	1 1.5%	0 0.0%	0 0.0%	65 100%	5.8
8. My child's teachers provide help on classwork when my child needs it.	32 48.5%	15 22.7%	18 27.3%	0 0.0%	0 0.0%	0 0.0%	1 1.5%	66 100%	6.1
9. If my child ever got sick at school, someone would take care of my child.	28 41.8%	14 20.9%	20 29.9%	2 3.0%	1 1.5%	0 0.0%	2 3.0%	67 100%	5.9
10. My child is well-rested for school.	26 38.8%	17 25.4%	19 28.4%	4 6.0%	1 1.5%	0 0.0%	0 0.0%	67 100%	5.9
11. My child is fed before school.	32 50.0%	10 15.6%	21 32.8%	1 1.6%	0 0.0%	0 0.0%	0 0.0%	64 100%	6.1
12. Students are treated fairly at school.	20 29.9%	16 23.9%	19 28.4%	4 6.0%	5 7.5%	0 0.0%	3 4.5%	67 100%	5.4
Dimension Totals:	163 41.2%	85 21.5%	117 29.5%	17 4.3%	8 2.0%	0 0.0%	6 1.5%	396 100%	5.9

C. Satisfaction

	Completely Agree (7)	Strongly Agree (6)	Agree (5)	Neutral (4)	Disagree (3)	Strongly Disagree (2)	Completely Disagree (1)	N	Average Rating
13. I am satisfied with the education my child is receiving at school.	17 25.8%	12 18.2%	27 40.9%	5 7.6%	1 1.5%	2 3.0%	2 3.0%	66 100%	5.4
14. I am satisfied with the quality of resources the DOE provides to teachers and students for learning.	18 26.9%	10 14.9%	25 37.3%	7 10.4%	2 3.0%	2 3.0%	3 4.5%	67 100%	5.3
15. I am satisfied with the printed materials, e-mail/online, phone/text, or in-person meetings used by the school to communicate with me.	23 34.8%	9 13.6%	21 31.8%	7 10.6%	2 3.0%	3 4.5%	1 1.5%	66 100%	5.5
16. My child's teachers seek ways to improve my child's academic progress.	30 44.8%	14 20.9%	18 26.9%	4 6.0%	0 0.0%	0 0.0%	1 1.5%	67 100%	6.0
Dimension Totals:	88 33.1%	45 16.9%	91 34.2%	23 8.6%	5 1.9%	7 2.6%	7 2.6%	266 100%	5.5

D. Involvement/Engagement

	Completely Agree (7)	Strongly Agree (6)	Agree (5)	Neutral (4)	Disagree (3)	Strongly Disagree (2)	Completely Disagree (1)	N	Average Rating
17. Teachers are available to discuss my child's work or behavior.	27 40.3%	13 19.4%	23 34.3%	3 4.5%	0 0.0%	0 0.0%	1 1.5%	67 100%	5.9
18. If I have concerns, I am taken seriously by school administrators.	27 41.5%	11 16.9%	19 29.2%	3 4.6%	2 3.1%	1 1.5%	2 3.1%	65 100%	5.7
19. The school staff makes me feel welcome at the school.	26 39.4%	9 13.6%	24 36.4%	3 4.5%	2 3.0%	2 3.0%	0 0.0%	66 100%	5.7
20. The school gives me opportunities to participate in important decisions about my child's education.	27 40.3%	12 17.9%	19 28.4%	5 7.5%	2 3.0%	0 0.0%	2 3.0%	67 100%	5.7
21. Most of my child's teachers work with me to improve my child's learning	25 38.5%	15 23.1%	20 30.8%	3 4.6%	1 1.5%	0 0.0%	1 1.5%	65 100%	5.9
22. The school has encouraged me to participate in classroom and school activities.	23 35.4%	11 16.9%	20 30.8%	7 10.8%	2 3.1%	1 1.5%	1 1.5%	65 100%	5.6
Dimension Totals:	155 39.2%	71 18.0%	125 31.6%	24 6.1%	9 2.3%	4 1.0%	7 1.8%	395 100%	5.8

Teacher Survey

A. Safety

	Completely Agree (7)	Strongly Agree (6)	Agree (5)	Neutral (4)	Disagree (3)	Strongly Disagree (2)	Completely Disagree (1)	N	Average Rating
1. I feel safe at school.	8 40.0%	2 10.0%	8 40.0%	2 10.0%	0 0.0%	0 0.0%	0 0.0%	20 100%	5.8
2. The school effectively handles staff discipline problems.	3 15.0%	2 10.0%	5 25.0%	5 25.0%	4 20.0%	0 0.0%	1 5.0%	20 100%	4.6
3. I feel safe from harassment, intimidation, and threats at school.	5 25.0%	3 15.0%	5 25.0%	4 20.0%	2 10.0%	1 5.0%	0 0.0%	20 100%	5.1
4. I feel the grounds and facilities at school are safe for staff.	5 25.0%	4 20.0%	9 45.0%	2 10.0%	0 0.0%	0 0.0%	0 0.0%	20 100%	5.6
5. The established safety policies at school make me feel safe.	3 15.0%	3 15.0%	7 35.0%	5 25.0%	1 5.0%	1 5.0%	0 0.0%	20 100%	5.0
6. My school has clear rules for staff behavior.	3 15.0%	2 10.0%	8 40.0%	4 20.0%	1 5.0%	0 0.0%	2 10.0%	20 100%	4.7
Dimension Totals:	27 22.5%	16 13.3%	42 35.0%	22 18.3%	8 6.7%	2 1.7%	3 2.5%	120 100%	5.1

B. Well-Being

	Completely Agree (7)	Strongly Agree (6)	Agree (5)	Neutral (4)	Disagree (3)	Strongly Disagree (2)	Completely Disagree (1)	N	Average Rating
7. I have colleagues at school who care about me.	6 30.0%	4 20.0%	9 45.0%	0 0.0%	1 5.0%	0 0.0%	0 0.0%	20 100%	5.7
8. My leadership provides me with effective advice when I have problems on the job.	1 5.3%	3 15.8%	9 47.4%	3 15.8%	1 5.3%	2 10.5%	0 0.0%	19 100%	4.7
9. My school provides me with the support I need to do my job well.	2 10.0%	1 5.0%	12 60.0%	3 15.0%	2 10.0%	0 0.0%	0 0.0%	20 100%	4.9
10. I feel staff are treated fairly at school.	0 0.0%	4 20.0%	4 20.0%	4 20.0%	7 35.0%	1 5.0%	0 0.0%	20 100%	4.2
Dimension Totals:	9 11.4%	12 15.2%	34 43.0%	10 12.7%	11 13.9%	3 3.8%	0 0.0%	79 100%	4.9

C. Satisfaction

	Completely Agree (7)	Strongly Agree (6)	Agree (5)	Neutral (4)	Disagree (3)	Strongly Disagree (2)	Completely Disagree (1)	N	Average Rating
11. I enjoy working at my school.	3 15.0%	2 10.0%	13 65.0%	2 10.0%	0 0.0%	0 0.0%	0 0.0%	20 100%	5.3
12. I am satisfied with the quality of resources the DOE provides to teachers and students for learning.	1 5.3%	3 15.8%	6 31.6%	3 15.8%	5 26.3%	0 0.0%	1 5.3%	19 100%	4.4
13. I am satisfied with the professional development opportunities the DOE provides for me.	3 15.0%	2 10.0%	11 55.0%	2 10.0%	1 5.0%	0 0.0%	1 5.0%	20 100%	5.0
14. I am satisfied with the respect and value my school gives to my role.	1 5.0%	3 15.0%	9 45.0%	5 25.0%	2 10.0%	0 0.0%	0 0.0%	20 100%	4.8
15. I am satisfied with the opportunities I have to contribute to policy decisions that affect my school.	1 5.3%	3 15.8%	5 26.3%	6 31.6%	1 5.3%	1 5.3%	2 10.5%	19 100%	4.3
Dimension Totals:	9 9.2%	13 13.3%	44 44.9%	18 18.4%	9 9.2%	1 1.0%	4 4.1%	98 100%	4.8

D. Involvement/Engagement

	Completely Agree (7)	Strongly Agree (6)	Agree (5)	Neutral (4)	Disagree (3)	Strongly Disagree (2)	Completely Disagree (1)	N	Average Rating
16. If I have concerns, my leadership responds in a timely manner.	0 0.0%	6 30.0%	7 35.0%	6 30.0%	1 5.0%	0 0.0%	0 0.0%	20 100%	4.9
17. I am proud of the events, meetings, or programs my school provides.	2 10.0%	4 20.0%	10 50.0%	3 15.0%	1 5.0%	0 0.0%	0 0.0%	20 100%	5.2
18. For teachers/staff, I feel comfortable speaking to my school administrator; for principals, I feel comfortable speaking to my Complex Area Superintendent.	1 5.0%	3 15.0%	7 35.0%	5 25.0%	2 10.0%	2 10.0%	0 0.0%	20 100%	4.5
19. I can offer my opinions freely on ways to make improvements at my school.	1 5.0%	3 15.0%	6 30.0%	3 15.0%	4 20.0%	3 15.0%	0 0.0%	20 100%	4.3
20. I feel I am an integral, vital part of the educational community in which I work.	2 10.0%	2 10.0%	7 35.0%	8 40.0%	1 5.0%	0 0.0%	0 0.0%	20 100%	4.8
Dimension Totals:	6 6.0%	18 18.0%	37 37.0%	25 25.0%	9 9.0%	5 5.0%	0 0.0%	100 100%	4.7