
School Quality Survey

Aiea Intermediate

Spring 2016

Hawaii Department of Education
Office of Strategy, Innovation, and Performance
Assessment and Accountability Branch
Accountability Section

Publication Date: July 2016

School survey size and return rate:

Group	# Distributed	# Returned	Return Rate (%)
Students:	579	549	94.8%
Parents	579	105	18.1%
Teachers:	33	32	96.9%

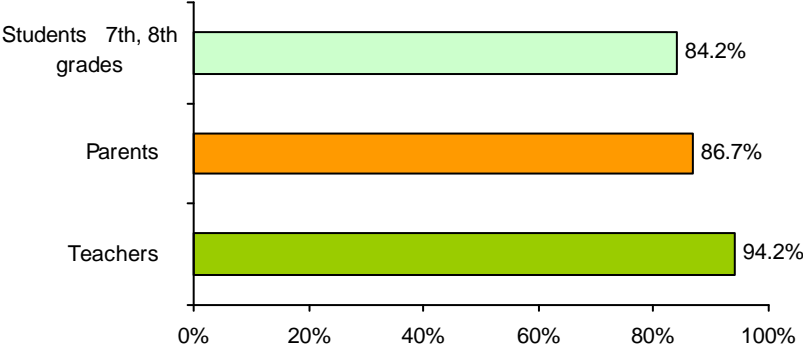
SQS Summary Table

Dimension	Group		Percent (%) Response			
			Average (7-1)	Positive (> 4.0)	Neutral (= 4.0)	Negative (< 4.0)
A. Safety	Students	7th, 8th grades	5.7	84.2%	11.9%	3.7%
	Parents		5.5	86.7%	10.1%	3%
	Teachers		6.3	94.2%	5.2%	0.5%
B. Well-Being	Students	7th, 8th grades	5.6	78.4%	13.9%	7.6%
	Parents		5.7	90.2%	7.7%	1.9%
	Teachers		5.9	89.8%	8.5%	1.5%
C. Satisfaction	Students	7th, 8th grades	5.9	89.1%	8.8%	2%
	Parents		5.6	83.9%	11.7%	4.3%
	Teachers		5.7	80.6%	12.5%	6.8%
D. Involvement/Engagement	Students	7th, 8th grades	5.4	73.2%	18.5%	8.2%
	Parents		5.5	81.7%	13.7%	4.5%
	Teachers		5.8	85%	10.6%	4.3%

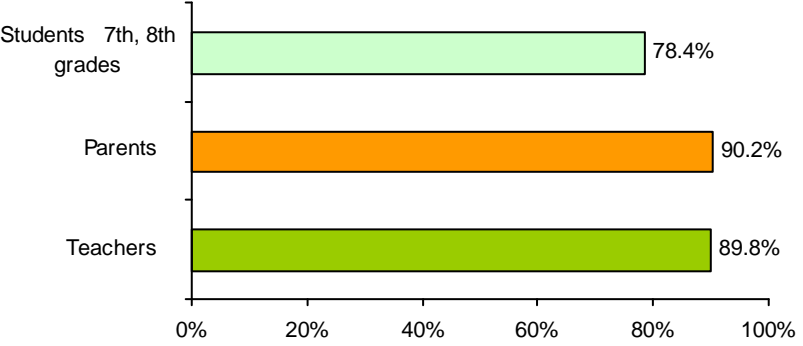
SQS Summary Figure

Dimension	Group	Percent Positive Response
-----------	-------	---------------------------

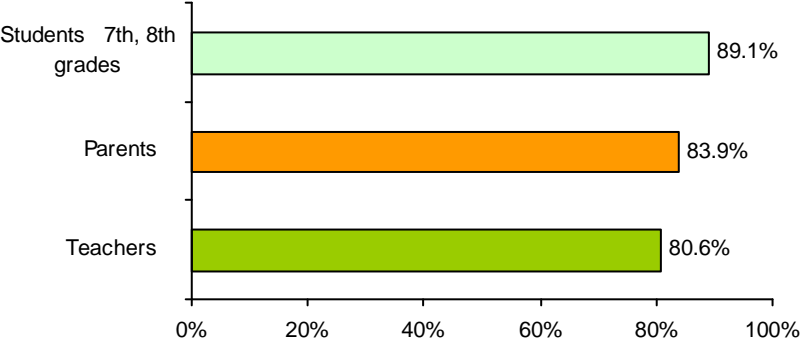
A. Safety



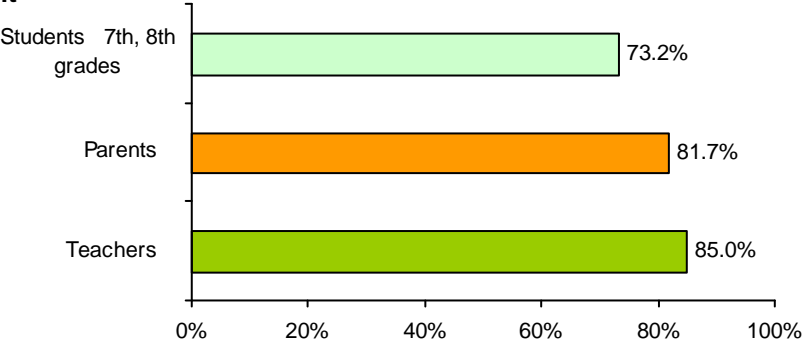
B. Well-Being



C. Satisfaction



D. Involvement/Engagement



Middle/Intermediate School Student Survey

A. Safety

	Completely Agree (7)	Strongly Agree (6)	Agree (5)	Neutral (4)	Disagree (3)	Strongly Disagree (2)	Completely Disagree (1)	N	Average Rating
1. I feel safe at school.	197 35.9%	168 30.7%	114 20.8%	58 10.6%	7 1.3%	3 0.5%	1 0.2%	548 100%	5.9
2. Students at my school who violate safety rules are disciplined.	158 28.9%	117 21.4%	155 28.4%	90 16.5%	18 3.3%	4 0.7%	4 0.7%	546 100%	5.5
3. I feel safe from the bullying behavior of students at my school.	144 26.5%	130 23.9%	126 23.2%	101 18.6%	23 4.2%	12 2.2%	7 1.3%	543 100%	5.4
4. I feel the school grounds and facilities are safe for students.	191 35.1%	157 28.9%	133 24.4%	51 9.4%	8 1.5%	2 0.4%	2 0.4%	544 100%	5.8
5. If I ever got sick at school, someone would take care of me.	223 41.1%	118 21.7%	123 22.7%	54 9.9%	16 2.9%	4 0.7%	5 0.9%	543 100%	5.8
6. There are clear rules to ensure students' safety at school.	234 43.3%	136 25.2%	126 23.3%	37 6.9%	6 1.1%	0 0.0%	1 0.2%	540 100%	6.0
Dimension Totals:	1,147 35.1%	826 25.3%	777 23.8%	391 12.0%	78 2.4%	25 0.8%	20 0.6%	3,264 100%	5.7

B. Well-Being

	Completely Agree (7)	Strongly Agree (6)	Agree (5)	Neutral (4)	Disagree (3)	Strongly Disagree (2)	Completely Disagree (1)	N	Average Rating
7. I have friends at school who care about me.	341 62.5%	103 18.9%	58 10.6%	35 6.4%	5 0.9%	3 0.5%	1 0.2%	546 100%	6.3
8. My teachers give me help on classwork when I need it.	269 50.0%	145 27.0%	90 16.7%	26 4.8%	7 1.3%	0 0.0%	1 0.2%	538 100%	6.2
9. If I feel bad, I can get help from the school staff.	194 35.6%	141 25.9%	108 19.8%	79 14.5%	13 2.4%	3 0.6%	7 1.3%	545 100%	5.7
10. I usually get a good night's sleep before going to school in the morning.	93 17.1%	111 20.4%	100 18.4%	145 26.7%	61 11.2%	14 2.6%	19 3.5%	543 100%	4.8
11. I usually eat breakfast before school.	181 33.3%	76 14.0%	101 18.6%	97 17.8%	48 8.8%	16 2.9%	25 4.6%	544 100%	5.2
12. I am treated fairly at this school.	159 29.1%	155 28.3%	134 24.5%	72 13.2%	16 2.9%	6 1.1%	5 0.9%	547 100%	5.6
Dimension Totals:	1,237 37.9%	731 22.4%	591 18.1%	454 13.9%	150 4.6%	42 1.3%	58 1.8%	3,263 100%	5.6

Middle/Intermediate School Student Survey

C. Satisfaction

	Completely Agree (7)	Strongly Agree (6)	Agree (5)	Neutral (4)	Disagree (3)	Strongly Disagree (2)	Completely Disagree (1)	N	Average Rating
13. I feel my classes are preparing me well for more schooling or for a job.	209 38.3%	154 28.3%	109 20.0%	56 10.3%	11 2.0%	2 0.4%	4 0.7%	545 100%	5.9
14. I am satisfied with the education I am receiving at my school.	196 36.0%	181 33.2%	110 20.2%	46 8.4%	8 1.5%	1 0.2%	3 0.6%	545 100%	5.9
15. My school's facilities help me learn.	206 37.6%	173 31.6%	117 21.4%	44 8.0%	5 0.9%	0 0.0%	3 0.5%	548 100%	5.9
16. I am satisfied with the quality of teaching most of my teachers provide at school.	180 33.0%	171 31.4%	127 23.3%	57 10.5%	6 1.1%	1 0.2%	3 0.6%	545 100%	5.8
17. Overall, this is a good school.	288 52.8%	121 22.2%	90 16.5%	38 7.0%	5 0.9%	1 0.2%	2 0.4%	545 100%	6.2
Dimension Totals:	1,079 39.6%	800 29.3%	553 20.3%	241 8.8%	35 1.3%	5 0.2%	15 0.5%	2,728 100%	5.9

D. Involvement/Engagement

	Completely Agree (7)	Strongly Agree (6)	Agree (5)	Neutral (4)	Disagree (3)	Strongly Disagree (2)	Completely Disagree (1)	N	Average Rating
18. If I have concerns, I feel comfortable speaking to school staff about them.	140 25.7%	115 21.1%	118 21.7%	107 19.7%	41 7.5%	7 1.3%	16 2.9%	544 100%	5.2
19. I like coming to school.	154 28.3%	119 21.8%	114 20.9%	104 19.1%	20 3.7%	13 2.4%	21 3.9%	545 100%	5.3
20. When there is a school event that I like, I participate.	188 34.6%	112 20.6%	101 18.6%	105 19.3%	22 4.0%	8 1.5%	8 1.5%	544 100%	5.5
21. I am interested in classes and programs provided at school.	176 32.1%	130 23.7%	130 23.7%	88 16.1%	14 2.6%	2 0.4%	8 1.5%	548 100%	5.6
Dimension Totals:	658 30.2%	476 21.8%	463 21.2%	404 18.5%	97 4.4%	30 1.4%	53 2.4%	2,181 100%	5.4

A. Safety

	Completely Agree (7)	Strongly Agree (6)	Agree (5)	Neutral (4)	Disagree (3)	Strongly Disagree (2)	Completely Disagree (1)	N	Average Rating
1. My child is safe at school.	26 25.2%	24 23.3%	43 41.7%	8 7.8%	1 1.0%	0 0.0%	1 1.0%	103 100%	5.6
2. My child is safe from harassment, intimidation, and threats at school.	21 20.2%	26 25.0%	38 36.5%	9 8.7%	7 6.7%	2 1.9%	1 1.0%	104 100%	5.3
3. My child has a caring adult to ensure my child's safety at school.	28 26.9%	21 20.2%	41 39.4%	14 13.5%	0 0.0%	0 0.0%	0 0.0%	104 100%	5.6
4. The school grounds and facilities are safe for my child.	21 20.0%	28 26.7%	47 44.8%	7 6.7%	1 1.0%	0 0.0%	1 1.0%	105 100%	5.5
5. Threats, intimidation, harassment, or hazing are rare in this school.	18 18.0%	19 19.0%	38 38.0%	20 20.0%	3 3.0%	1 1.0%	1 1.0%	100 100%	5.2
6. My child's school has clear rules to maintain students' safety at school.	25 24.0%	34 32.7%	40 38.5%	5 4.8%	0 0.0%	0 0.0%	0 0.0%	104 100%	5.8
Dimension Totals:	139 22.4%	152 24.5%	247 39.8%	63 10.2%	12 1.9%	3 0.5%	4 0.6%	620 100%	5.5

B. Well-Being

	Completely Agree (7)	Strongly Agree (6)	Agree (5)	Neutral (4)	Disagree (3)	Strongly Disagree (2)	Completely Disagree (1)	N	Average Rating
7. My child has friends in school who care about my child.	30 29.1%	29 28.2%	36 35.0%	8 7.8%	0 0.0%	0 0.0%	0 0.0%	103 100%	5.8
8. My child's teachers provide help on classwork when my child needs it.	30 28.8%	32 30.8%	28 26.9%	10 9.6%	2 1.9%	1 1.0%	1 1.0%	104 100%	5.7
9. If my child ever got sick at school, someone would take care of my child.	23 22.1%	36 34.6%	37 35.6%	7 6.7%	0 0.0%	0 0.0%	1 1.0%	104 100%	5.7
10. My child is well-rested for school.	30 29.4%	31 30.4%	30 29.4%	9 8.8%	1 1.0%	1 1.0%	0 0.0%	102 100%	5.8
11. My child is fed before school.	41 39.4%	26 25.0%	32 30.8%	4 3.8%	0 0.0%	0 0.0%	1 1.0%	104 100%	6.0
12. Students are treated fairly at school.	25 24.8%	23 22.8%	39 38.6%	10 9.9%	3 3.0%	0 0.0%	1 1.0%	101 100%	5.5
Dimension Totals:	179 29.0%	177 28.6%	202 32.7%	48 7.8%	6 1.0%	2 0.3%	4 0.6%	618 100%	5.7

C. Satisfaction

	Completely Agree (7)	Strongly Agree (6)	Agree (5)	Neutral (4)	Disagree (3)	Strongly Disagree (2)	Completely Disagree (1)	N	Average Rating
13. I am satisfied with the education my child is receiving at school.	32 30.8%	27 26.0%	31 29.8%	10 9.6%	3 2.9%	1 1.0%	0 0.0%	104 100%	5.7
14. I am satisfied with the quality of resources the DOE provides to teachers and students for learning.	22 21.0%	30 28.6%	28 26.7%	20 19.0%	4 3.8%	0 0.0%	1 1.0%	105 100%	5.4
15. I am satisfied with the printed materials, e-mail/online, phone/text, or in-person meetings used by the school to communicate with me.	29 27.9%	30 28.8%	33 31.7%	9 8.7%	2 1.9%	0 0.0%	1 1.0%	104 100%	5.7
16. My child's teachers seek ways to improve my child's academic progress.	33 31.4%	26 24.8%	30 28.6%	10 9.5%	5 4.8%	0 0.0%	1 1.0%	105 100%	5.6
Dimension Totals:	116 27.8%	113 27.0%	122 29.2%	49 11.7%	14 3.3%	1 0.2%	3 0.7%	418 100%	5.6

D. Involvement/Engagement

	Completely Agree (7)	Strongly Agree (6)	Agree (5)	Neutral (4)	Disagree (3)	Strongly Disagree (2)	Completely Disagree (1)	N	Average Rating
17. Teachers are available to discuss my child's work or behavior.	33 31.7%	27 26.0%	32 30.8%	7 6.7%	5 4.8%	0 0.0%	0 0.0%	104 100%	5.7
18. If I have concerns, I am taken seriously by school administrators.	30 29.1%	23 22.3%	34 33.0%	15 14.6%	0 0.0%	0 0.0%	1 1.0%	103 100%	5.6
19. The school staff makes me feel welcome at the school.	37 35.2%	20 19.0%	34 32.4%	14 13.3%	0 0.0%	0 0.0%	0 0.0%	105 100%	5.8
20. The school gives me opportunities to participate in important decisions about my child's education.	27 26.0%	28 26.9%	29 27.9%	15 14.4%	5 4.8%	0 0.0%	0 0.0%	104 100%	5.5
21. Most of my child's teachers work with me to improve my child's learning	28 27.7%	23 22.8%	30 29.7%	14 13.9%	5 5.0%	0 0.0%	1 1.0%	101 100%	5.5
22. The school has encouraged me to participate in classroom and school activities.	21 20.6%	15 14.7%	35 34.3%	20 19.6%	10 9.8%	1 1.0%	0 0.0%	102 100%	5.1
Dimension Totals:	176 28.4%	136 22.0%	194 31.3%	85 13.7%	25 4.0%	1 0.2%	2 0.3%	619 100%	5.6

Teacher Survey

A. Safety

	Completely Agree (7)	Strongly Agree (6)	Agree (5)	Neutral (4)	Disagree (3)	Strongly Disagree (2)	Completely Disagree (1)	N	Average Rating
1. I feel safe at school.	24 75.0%	5 15.6%	3 9.4%	0 0.0%	0 0.0%	0 0.0%	0 0.0%	32 100%	6.7
2. The school effectively handles staff discipline problems.	14 43.8%	4 12.5%	11 34.4%	3 9.4%	0 0.0%	0 0.0%	0 0.0%	32 100%	5.9
3. I feel safe from harassment, intimidation, and threats at school.	19 59.4%	2 6.3%	6 18.8%	5 15.6%	0 0.0%	0 0.0%	0 0.0%	32 100%	6.1
4. I feel the grounds and facilities at school are safe for staff.	23 71.9%	4 12.5%	5 15.6%	0 0.0%	0 0.0%	0 0.0%	0 0.0%	32 100%	6.6
5. The established safety policies at school make me feel safe.	22 68.8%	5 15.6%	5 15.6%	0 0.0%	0 0.0%	0 0.0%	0 0.0%	32 100%	6.5
6. My school has clear rules for staff behavior.	18 56.3%	4 12.5%	7 21.9%	2 6.3%	1 3.1%	0 0.0%	0 0.0%	32 100%	6.1
Dimension Totals:	120 62.5%	24 12.5%	37 19.3%	10 5.2%	1 0.5%	0 0.0%	0 0.0%	192 100%	6.3

B. Well-Being

	Completely Agree (7)	Strongly Agree (6)	Agree (5)	Neutral (4)	Disagree (3)	Strongly Disagree (2)	Completely Disagree (1)	N	Average Rating
7. I have colleagues at school who care about me.	21 65.6%	4 12.5%	6 18.8%	1 3.1%	0 0.0%	0 0.0%	0 0.0%	32 100%	6.4
8. My leadership provides me with effective advice when I have problems on the job.	13 40.6%	5 15.6%	10 31.3%	3 9.4%	1 3.1%	0 0.0%	0 0.0%	32 100%	5.8
9. My school provides me with the support I need to do my job well.	14 43.8%	6 18.8%	8 25.0%	3 9.4%	0 0.0%	1 3.1%	0 0.0%	32 100%	5.9
10. I feel staff are treated fairly at school.	14 43.8%	3 9.4%	11 34.4%	4 12.5%	0 0.0%	0 0.0%	0 0.0%	32 100%	5.8
Dimension Totals:	62 48.4%	18 14.1%	35 27.3%	11 8.6%	1 0.8%	1 0.8%	0 0.0%	128 100%	6.0

C. Satisfaction

	Completely Agree (7)	Strongly Agree (6)	Agree (5)	Neutral (4)	Disagree (3)	Strongly Disagree (2)	Completely Disagree (1)	N	Average Rating
11. I enjoy working at my school.	17 53.1%	6 18.8%	9 28.1%	0 0.0%	0 0.0%	0 0.0%	0 0.0%	32 100%	6.3
12. I am satisfied with the quality of resources the DOE provides to teachers and students for learning.	13 40.6%	4 12.5%	6 18.8%	7 21.9%	2 6.3%	0 0.0%	0 0.0%	32 100%	5.6
13. I am satisfied with the professional development opportunities the DOE provides for me.	12 37.5%	2 6.3%	8 25.0%	6 18.8%	4 12.5%	0 0.0%	0 0.0%	32 100%	5.4
14. I am satisfied with the respect and value my school gives to my role.	14 43.8%	5 15.6%	10 31.3%	2 6.3%	1 3.1%	0 0.0%	0 0.0%	32 100%	5.9
15. I am satisfied with the opportunities I have to contribute to policy decisions that affect my school.	14 43.8%	1 3.1%	8 25.0%	5 15.6%	4 12.5%	0 0.0%	0 0.0%	32 100%	5.5
Dimension Totals:	70 43.8%	18 11.3%	41 25.6%	20 12.5%	11 6.9%	0 0.0%	0 0.0%	160 100%	5.7

D. Involvement/Engagement

	Completely Agree (7)	Strongly Agree (6)	Agree (5)	Neutral (4)	Disagree (3)	Strongly Disagree (2)	Completely Disagree (1)	N	Average Rating
16. If I have concerns, my leadership responds in a timely manner.	13 40.6%	4 12.5%	12 37.5%	3 9.4%	0 0.0%	0 0.0%	0 0.0%	32 100%	5.8
17. I am proud of the events, meetings, or programs my school provides.	19 59.4%	5 15.6%	6 18.8%	2 6.3%	0 0.0%	0 0.0%	0 0.0%	32 100%	6.3
18. For teachers/staff, I feel comfortable speaking to my school administrator; for principals, I feel comfortable speaking to my Complex Area Superintendent.	12 37.5%	4 12.5%	9 28.1%	3 9.4%	4 12.5%	0 0.0%	0 0.0%	32 100%	5.5
19. I can offer my opinions freely on ways to make improvements at my school.	11 34.4%	5 15.6%	7 21.9%	7 21.9%	2 6.3%	0 0.0%	0 0.0%	32 100%	5.5
20. I feel I am an integral, vital part of the educational community in which I work.	15 46.9%	3 9.4%	11 34.4%	2 6.3%	1 3.1%	0 0.0%	0 0.0%	32 100%	5.9
Dimension Totals:	70 43.8%	21 13.1%	45 28.1%	17 10.6%	7 4.4%	0 0.0%	0 0.0%	160 100%	5.8