
School Quality Survey

Aliamanu Elementary

Spring 2016

Hawaii Department of Education
Office of Strategy, Innovation, and Performance
Assessment and Accountability Branch
Accountability Section

Publication Date: July 2016

School survey size and return rate:

Group	# Distributed	# Returned	Return Rate (%)
Students:	184	162	88.0%
Parents	184	65	35.3%
Teachers:	44	19	43.1%

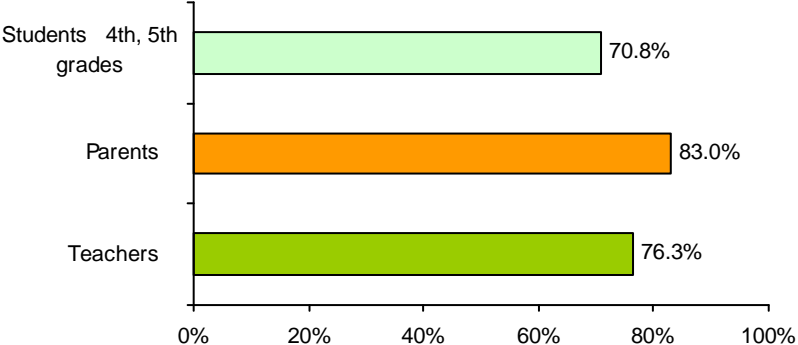
SQS Summary Table

Dimension	Group		Percent (%) Response			
			Average (7-1)	Positive (> 4.0)	Neutral (= 4.0)	Negative (< 4.0)
A. Safety	Students	4th, 5th grades	5.3	70.8%	20%	9.1%
	Parents		5.6	83%	12.3%	4.6%
	Teachers		5.0	76.3%	8.7%	14.9%
B. Well-Being	Students	4th, 5th grades	5.5	75.4%	16.4%	8.1%
	Parents		6.1	93.5%	4.6%	1.7%
	Teachers		5.1	73.6%	11.8%	14.4%
C. Satisfaction	Students	4th, 5th grades	5.9	85.5%	10.8%	3.5%
	Parents		5.5	76%	11.9%	11.9%
	Teachers		4.6	60.6%	17%	22.3%
D. Involvement/Engagement	Students	4th, 5th grades	5.5	74.4%	20.5%	4.9%
	Parents		5.6	80.7%	13.8%	5.3%
	Teachers		4.7	71.5%	7.3%	21%

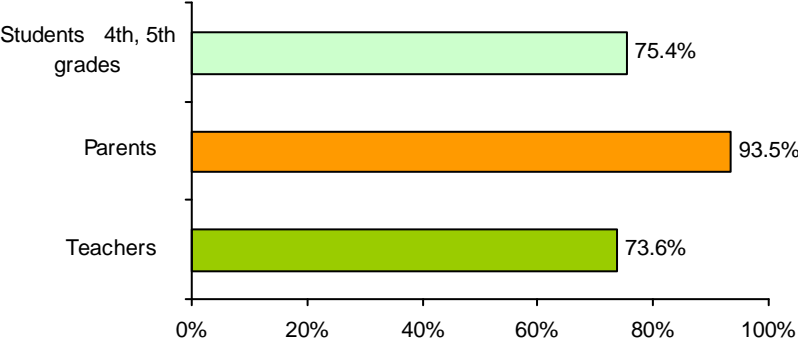
SQS Summary Figure

Dimension	Group	Percent Positive Response
-----------	-------	---------------------------

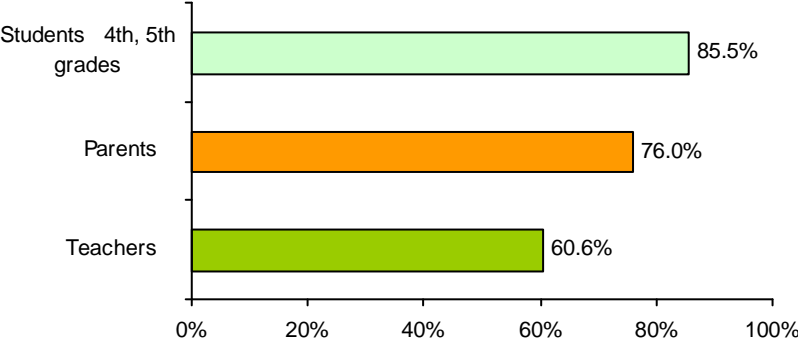
A. Safety



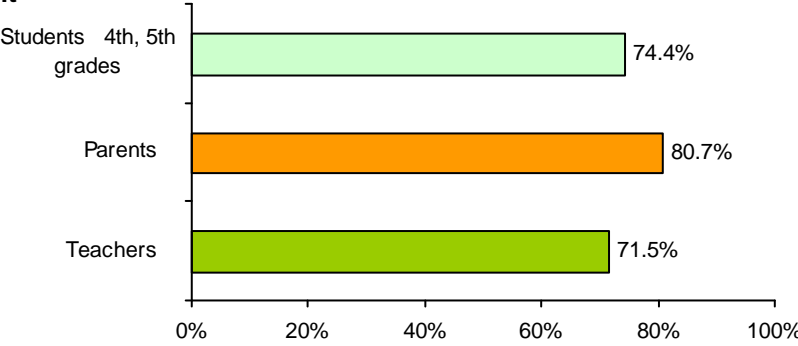
B. Well-Being



C. Satisfaction



D. Involvement/Engagement



Elementary School Student Survey

A. Safety

	Completely Agree (7)	Strongly Agree (6)	Agree (5)	Neutral (4)	Disagree (3)	Strongly Disagree (2)	Completely Disagree (1)	N	Average Rating
1. I feel safe at school.	60 37.0%	43 26.5%	31 19.1%	26 16.0%	0 0.0%	0 0.0%	2 1.2%	162 100%	5.8
2. Students at my school who do not behave are disciplined.	26 16.3%	13 8.1%	44 27.5%	54 33.8%	12 7.5%	4 2.5%	7 4.4%	160 100%	4.7
3. I feel safe from the mean kids at my school.	26 16.4%	31 19.5%	27 17.0%	43 27.0%	17 10.7%	6 3.8%	9 5.7%	159 100%	4.7
4. I feel the school buildings are safe for students.	58 36.0%	37 23.0%	31 19.3%	22 13.7%	9 5.6%	1 0.6%	3 1.9%	161 100%	5.6
5. If I ever got sick at school, someone would take care of me.	47 29.9%	31 19.7%	34 21.7%	30 19.1%	8 5.1%	3 1.9%	4 2.5%	157 100%	5.3
6. There are clear rules to ensure students' safety at school.	86 53.8%	25 15.6%	29 18.1%	17 10.6%	1 0.6%	1 0.6%	1 0.6%	160 100%	6.1
Dimension Totals:	303 31.6%	180 18.8%	196 20.4%	192 20.0%	47 4.9%	15 1.6%	26 2.7%	959 100%	5.4

B. Well-Being

	Completely Agree (7)	Strongly Agree (6)	Agree (5)	Neutral (4)	Disagree (3)	Strongly Disagree (2)	Completely Disagree (1)	N	Average Rating
7. I have friends at school who care about me.	76 46.9%	42 25.9%	23 14.2%	18 11.1%	0 0.0%	2 1.2%	1 0.6%	162 100%	6.0
8. My teachers give me help when I need it.	98 61.6%	32 20.1%	18 11.3%	7 4.4%	4 2.5%	0 0.0%	0 0.0%	159 100%	6.3
9. If I feel bad, I can get help from the school staff.	32 20.3%	29 18.4%	33 20.9%	40 25.3%	12 7.6%	1 0.6%	11 7.0%	158 100%	4.9
10. I usually get a good night's sleep before going to school in the morning.	48 29.8%	26 16.1%	30 18.6%	28 17.4%	13 8.1%	7 4.3%	9 5.6%	161 100%	5.1
11. I usually have something to eat before school starts in the morning.	75 46.9%	21 13.1%	22 13.8%	34 21.3%	4 2.5%	2 1.3%	2 1.3%	160 100%	5.7
12. I am treated fairly at this school.	54 33.8%	34 21.3%	31 19.4%	31 19.4%	7 4.4%	2 1.3%	1 0.6%	160 100%	5.5
Dimension Totals:	383 39.9%	184 19.2%	157 16.4%	158 16.5%	40 4.2%	14 1.5%	24 2.5%	960 100%	5.6

Elementary School Student Survey

C. Satisfaction

	Completely Agree (7)	Strongly Agree (6)	Agree (5)	Neutral (4)	Disagree (3)	Strongly Disagree (2)	Completely Disagree (1)	N	Average Rating
13. My teachers really listen when I talk.	74 46.3%	38 23.8%	32 20.0%	11 6.9%	4 2.5%	0 0.0%	1 0.6%	160 100%	6.0
14. My teachers want me to learn a lot.	120 74.1%	25 15.4%	11 6.8%	4 2.5%	2 1.2%	0 0.0%	0 0.0%	162 100%	6.6
15. I like what I am learning at school.	56 34.8%	39 24.2%	36 22.4%	28 17.4%	2 1.2%	0 0.0%	0 0.0%	161 100%	5.7
16. The school building has everything I need to learn.	46 28.6%	40 24.8%	34 21.1%	25 15.5%	11 6.8%	0 0.0%	5 3.1%	161 100%	5.4
17. My teachers teach me new things in school.	80 50.6%	37 23.4%	24 15.2%	15 9.5%	1 0.6%	1 0.6%	0 0.0%	158 100%	6.1
18. My school is a good school.	70 43.2%	31 19.1%	32 19.8%	22 13.6%	3 1.9%	3 1.9%	1 0.6%	162 100%	5.8
Dimension	446	210	169	105	23	4	7	964	5.9
Totals:	46.3%	21.8%	17.5%	10.9%	2.4%	0.4%	0.7%	100%	

D. Involvement/Engagement

	Completely Agree (7)	Strongly Agree (6)	Agree (5)	Neutral (4)	Disagree (3)	Strongly Disagree (2)	Completely Disagree (1)	N	Average Rating
19. I like coming to school.	45 27.8%	30 18.5%	39 24.1%	39 24.1%	5 3.1%	1 0.6%	3 1.9%	162 100%	5.3
20. When there is a school event that I like, I participate.	63 38.9%	27 16.7%	25 15.4%	30 18.5%	11 6.8%	1 0.6%	5 3.1%	162 100%	5.5
21. I enjoy talking to my teachers.	47 29.2%	39 24.2%	37 23.0%	35 21.7%	1 0.6%	1 0.6%	1 0.6%	161 100%	5.6
22. I like the classes and programs at school.	69 42.6%	29 17.9%	32 19.8%	29 17.9%	2 1.2%	0 0.0%	1 0.6%	162 100%	5.8
Dimension	224	125	133	133	19	3	10	647	5.5
Totals:	34.6%	19.3%	20.6%	20.6%	2.9%	0.5%	1.5%	100%	

A. Safety

	Completely Agree (7)	Strongly Agree (6)	Agree (5)	Neutral (4)	Disagree (3)	Strongly Disagree (2)	Completely Disagree (1)	N	Average Rating
1. My child is safe at school.	22 33.8%	17 26.2%	15 23.1%	8 12.3%	2 3.1%	1 1.5%	0 0.0%	65 100%	5.7
2. My child is safe from harassment, intimidation, and threats at school.	17 26.2%	16 24.6%	17 26.2%	10 15.4%	5 7.7%	0 0.0%	0 0.0%	65 100%	5.5
3. My child has a caring adult to ensure my child's safety at school.	24 36.9%	14 21.5%	22 33.8%	5 7.7%	0 0.0%	0 0.0%	0 0.0%	65 100%	5.9
4. The school grounds and facilities are safe for my child.	18 27.7%	14 21.5%	17 26.2%	10 15.4%	5 7.7%	1 1.5%	0 0.0%	65 100%	5.4
5. Threats, intimidation, harassment, or hazing are rare in this school.	12 18.5%	18 27.7%	22 33.8%	10 15.4%	3 4.6%	0 0.0%	0 0.0%	65 100%	5.4
6. My child's school has clear rules to maintain students' safety at school.	18 27.7%	19 29.2%	22 33.8%	5 7.7%	1 1.5%	0 0.0%	0 0.0%	65 100%	5.7
Dimension Totals:	111 28.5%	98 25.1%	115 29.5%	48 12.3%	16 4.1%	2 0.5%	0 0.0%	390 100%	5.6

B. Well-Being

	Completely Agree (7)	Strongly Agree (6)	Agree (5)	Neutral (4)	Disagree (3)	Strongly Disagree (2)	Completely Disagree (1)	N	Average Rating
7. My child has friends in school who care about my child.	23 35.4%	18 27.7%	21 32.3%	3 4.6%	0 0.0%	0 0.0%	0 0.0%	65 100%	5.9
8. My child's teachers provide help on classwork when my child needs it.	32 49.2%	15 23.1%	13 20.0%	1 1.5%	4 6.2%	0 0.0%	0 0.0%	65 100%	6.1
9. If my child ever got sick at school, someone would take care of my child.	26 40.0%	16 24.6%	16 24.6%	6 9.2%	1 1.5%	0 0.0%	0 0.0%	65 100%	5.9
10. My child is well-rested for school.	37 56.9%	12 18.5%	14 21.5%	2 3.1%	0 0.0%	0 0.0%	0 0.0%	65 100%	6.3
11. My child is fed before school.	48 73.8%	11 16.9%	6 9.2%	0 0.0%	0 0.0%	0 0.0%	0 0.0%	65 100%	6.6
12. Students are treated fairly at school.	27 42.2%	15 23.4%	14 21.9%	6 9.4%	1 1.6%	1 1.6%	0 0.0%	64 100%	5.9
Dimension Totals:	193 49.6%	87 22.4%	84 21.6%	18 4.6%	6 1.5%	1 0.3%	0 0.0%	389 100%	6.1

C. Satisfaction

	Completely Agree (7)	Strongly Agree (6)	Agree (5)	Neutral (4)	Disagree (3)	Strongly Disagree (2)	Completely Disagree (1)	N	Average Rating
13. I am satisfied with the education my child is receiving at school.	26 40.0%	10 15.4%	15 23.1%	5 7.7%	6 9.2%	1 1.5%	2 3.1%	65 100%	5.5
14. I am satisfied with the quality of resources the DOE provides to teachers and students for learning.	21 32.8%	8 12.5%	13 20.3%	15 23.4%	4 6.3%	1 1.6%	2 3.1%	64 100%	5.3
15. I am satisfied with the printed materials, e-mail/online, phone/text, or in-person meetings used by the school to communicate with me.	20 30.8%	17 26.2%	11 16.9%	8 12.3%	5 7.7%	1 1.5%	3 4.6%	65 100%	5.4
16. My child's teachers seek ways to improve my child's academic progress.	33 50.8%	11 16.9%	12 18.5%	3 4.6%	5 7.7%	0 0.0%	1 1.5%	65 100%	5.9
Dimension Totals:	100 38.6%	46 17.8%	51 19.7%	31 12.0%	20 7.7%	3 1.2%	8 3.1%	259 100%	5.5

D. Involvement/Engagement

	Completely Agree (7)	Strongly Agree (6)	Agree (5)	Neutral (4)	Disagree (3)	Strongly Disagree (2)	Completely Disagree (1)	N	Average Rating
17. Teachers are available to discuss my child's work or behavior.	31 47.7%	13 20.0%	13 20.0%	5 7.7%	3 4.6%	0 0.0%	0 0.0%	65 100%	6.0
18. If I have concerns, I am taken seriously by school administrators.	23 35.4%	13 20.0%	14 21.5%	12 18.5%	1 1.5%	1 1.5%	1 1.5%	65 100%	5.6
19. The school staff makes me feel welcome at the school.	28 43.1%	11 16.9%	19 29.2%	6 9.2%	1 1.5%	0 0.0%	0 0.0%	65 100%	5.9
20. The school gives me opportunities to participate in important decisions about my child's education.	22 34.4%	11 17.2%	16 25.0%	10 15.6%	2 3.1%	1 1.6%	2 3.1%	64 100%	5.5
21. Most of my child's teachers work with me to improve my child's learning	28 43.1%	14 21.5%	12 18.5%	8 12.3%	1 1.5%	1 1.5%	1 1.5%	65 100%	5.8
22. The school has encouraged me to participate in classroom and school activities.	20 30.8%	11 16.9%	15 23.1%	13 20.0%	5 7.7%	0 0.0%	1 1.5%	65 100%	5.4
Dimension Totals:	152 39.1%	73 18.8%	89 22.9%	54 13.9%	13 3.3%	3 0.8%	5 1.3%	389 100%	5.7

Teacher Survey

A. Safety

	Completely Agree (7)	Strongly Agree (6)	Agree (5)	Neutral (4)	Disagree (3)	Strongly Disagree (2)	Completely Disagree (1)	N	Average Rating
1. I feel safe at school.	4 21.1%	9 47.4%	3 15.8%	1 5.3%	1 5.3%	1 5.3%	0 0.0%	19 100%	5.6
2. The school effectively handles staff discipline problems.	2 10.5%	4 21.1%	7 36.8%	4 21.1%	1 5.3%	0 0.0%	1 5.3%	19 100%	4.9
3. I feel safe from harassment, intimidation, and threats at school.	1 5.3%	10 52.6%	5 26.3%	1 5.3%	1 5.3%	1 5.3%	0 0.0%	19 100%	5.3
4. I feel the grounds and facilities at school are safe for staff.	1 5.3%	8 42.1%	3 15.8%	2 10.5%	2 10.5%	2 10.5%	1 5.3%	19 100%	4.7
5. The established safety policies at school make me feel safe.	1 5.3%	4 21.1%	11 57.9%	1 5.3%	0 0.0%	2 10.5%	0 0.0%	19 100%	4.9
6. My school has clear rules for staff behavior.	3 15.8%	4 21.1%	7 36.8%	1 5.3%	0 0.0%	2 10.5%	2 10.5%	19 100%	4.7
Dimension Totals:	12 10.5%	39 34.2%	36 31.6%	10 8.8%	5 4.4%	8 7.0%	4 3.5%	114 100%	5.0

B. Well-Being

	Completely Agree (7)	Strongly Agree (6)	Agree (5)	Neutral (4)	Disagree (3)	Strongly Disagree (2)	Completely Disagree (1)	N	Average Rating
7. I have colleagues at school who care about me.	7 36.8%	7 36.8%	1 5.3%	4 21.1%	0 0.0%	0 0.0%	0 0.0%	19 100%	5.9
8. My leadership provides me with effective advice when I have problems on the job.	5 26.3%	5 26.3%	4 21.1%	3 15.8%	0 0.0%	0 0.0%	2 10.5%	19 100%	5.2
9. My school provides me with the support I need to do my job well.	3 15.8%	3 15.8%	9 47.4%	1 5.3%	2 10.5%	1 5.3%	0 0.0%	19 100%	5.1
10. I feel staff are treated fairly at school.	1 5.3%	4 21.1%	7 36.8%	1 5.3%	2 10.5%	2 10.5%	2 10.5%	19 100%	4.3
Dimension Totals:	16 21.1%	19 25.0%	21 27.6%	9 11.8%	4 5.3%	3 3.9%	4 5.3%	76 100%	5.1

C. Satisfaction

	Completely Agree (7)	Strongly Agree (6)	Agree (5)	Neutral (4)	Disagree (3)	Strongly Disagree (2)	Completely Disagree (1)	N	Average Rating
11. I enjoy working at my school.	5 26.3%	5 26.3%	4 21.1%	2 10.5%	2 10.5%	1 5.3%	0 0.0%	19 100%	5.3
12. I am satisfied with the quality of resources the DOE provides to teachers and students for learning.	1 5.6%	1 5.6%	7 38.9%	5 27.8%	1 5.6%	2 11.1%	1 5.6%	18 100%	4.2
13. I am satisfied with the professional development opportunities the DOE provides for me.	3 15.8%	2 10.5%	5 26.3%	4 21.1%	2 10.5%	2 10.5%	1 5.3%	19 100%	4.5
14. I am satisfied with the respect and value my school gives to my role.	1 5.3%	7 36.8%	4 21.1%	2 10.5%	2 10.5%	1 5.3%	2 10.5%	19 100%	4.6
15. I am satisfied with the opportunities I have to contribute to policy decisions that affect my school.	1 5.3%	4 21.1%	7 36.8%	3 15.8%	0 0.0%	2 10.5%	2 10.5%	19 100%	4.4
Dimension Totals:	11 11.7%	19 20.2%	27 28.7%	16 17.0%	7 7.4%	8 8.5%	6 6.4%	94 100%	4.6

D. Involvement/Engagement

	Completely Agree (7)	Strongly Agree (6)	Agree (5)	Neutral (4)	Disagree (3)	Strongly Disagree (2)	Completely Disagree (1)	N	Average Rating
16. If I have concerns, my leadership responds in a timely manner.	2 10.5%	3 15.8%	9 47.4%	2 10.5%	1 5.3%	0 0.0%	2 10.5%	19 100%	4.7
17. I am proud of the events, meetings, or programs my school provides.	2 10.5%	3 15.8%	10 52.6%	2 10.5%	2 10.5%	0 0.0%	0 0.0%	19 100%	5.1
18. For teachers/staff, I feel comfortable speaking to my school administrator; for principals, I feel comfortable speaking to my Complex Area Superintendent.	4 21.1%	5 26.3%	5 26.3%	0 0.0%	1 5.3%	2 10.5%	2 10.5%	19 100%	4.8
19. I can offer my opinions freely on ways to make improvements at my school.	3 15.8%	1 5.3%	8 42.1%	0 0.0%	4 21.1%	1 5.3%	2 10.5%	19 100%	4.4
20. I feel I am an integral, vital part of the educational community in which I work.	2 10.5%	3 15.8%	8 42.1%	3 15.8%	2 10.5%	0 0.0%	1 5.3%	19 100%	4.8
Dimension Totals:	13 13.7%	15 15.8%	40 42.1%	7 7.4%	10 10.5%	3 3.2%	7 7.4%	95 100%	4.8