
School Quality Survey

Kaala Elementary

Spring 2016

Hawaii Department of Education
Office of Strategy, Innovation, and Performance
Assessment and Accountability Branch
Accountability Section

Publication Date: July 2016

School survey size and return rate:

Group	# Distributed	# Returned	Return Rate (%)
Students:	138	133	96.3%
Parents	138	38	27.5%
Teachers:	31	28	90.3%

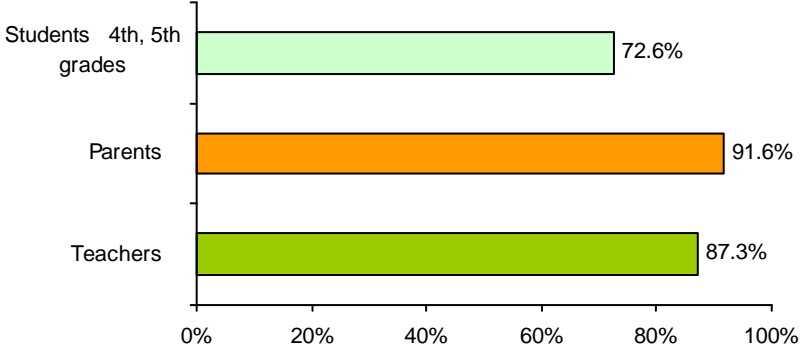
SQS Summary Table

Dimension	Group		Percent (%) Response			
			Average (7-1)	Positive (> 4.0)	Neutral (= 4.0)	Negative (< 4.0)
A. Safety	Students	4th, 5th grades	5.4	72.6%	17.3%	9.9%
	Parents		6.0	91.6%	6.5%	1.7%
	Teachers		6.0	87.3%	6%	6.6%
B. Well-Being	Students	4th, 5th grades	5.7	76.3%	16.4%	7.1%
	Parents		6.1	94.7%	3%	2.2%
	Teachers		6.0	93.6%	1.8%	4.5%
C. Satisfaction	Students	4th, 5th grades	6.2	88.7%	8.3%	2.9%
	Parents		6.2	96%	3.9%	0%
	Teachers		5.8	88.5%	7.1%	4.2%
D. Involvement/Engagement	Students	4th, 5th grades	5.8	79.7%	15.5%	4.7%
	Parents		6.2	96.4%	3.5%	0%
	Teachers		6.1	97.8%	1.4%	0.7%

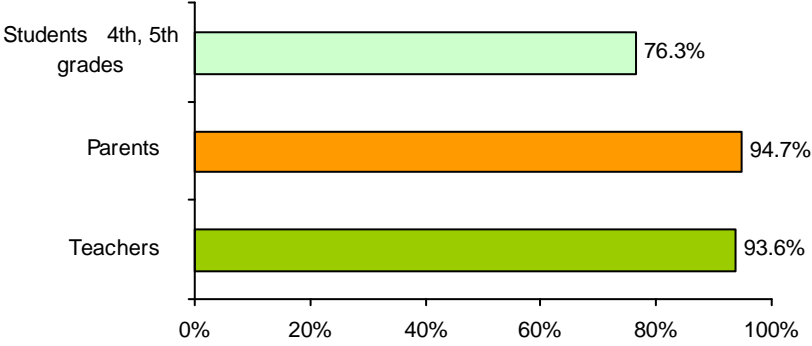
SQS Summary Figure

Dimension	Group	Percent Positive Response
-----------	-------	---------------------------

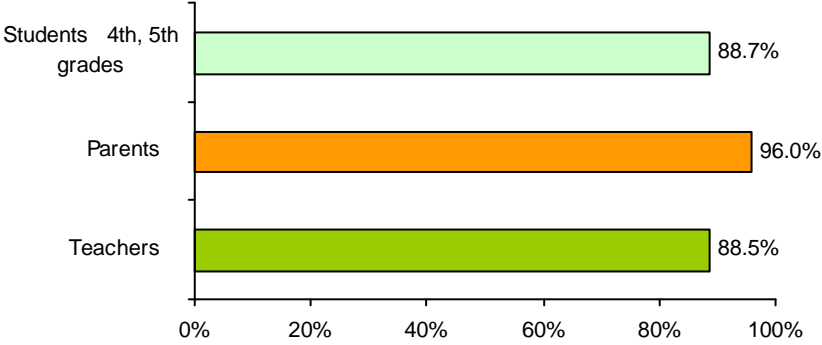
A. Safety



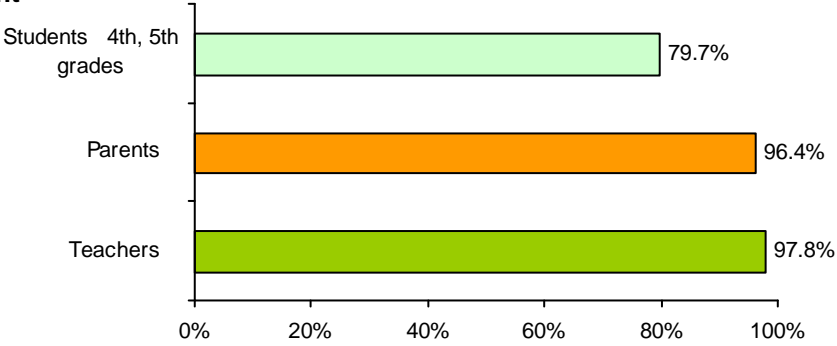
B. Well-Being



C. Satisfaction



D. Involvement/Engagement



Elementary School Student Survey

A. Safety

	Completely Agree (7)	Strongly Agree (6)	Agree (5)	Neutral (4)	Disagree (3)	Strongly Disagree (2)	Completely Disagree (1)	N	Average Rating
1. I feel safe at school.	63 47.4%	22 16.5%	22 16.5%	20 15.0%	4 3.0%	0 0.0%	2 1.5%	133 100%	5.8
2. Students at my school who do not behave are disciplined.	32 24.2%	16 12.1%	32 24.2%	41 31.1%	4 3.0%	0 0.0%	7 5.3%	132 100%	5.0
3. I feel safe from the mean kids at my school.	29 22.0%	14 10.6%	12 9.1%	33 25.0%	16 12.1%	9 6.8%	19 14.4%	132 100%	4.3
4. I feel the school buildings are safe for students.	57 42.9%	28 21.1%	26 19.5%	17 12.8%	3 2.3%	1 0.8%	1 0.8%	133 100%	5.8
5. If I ever got sick at school, someone would take care of me.	60 45.5%	16 12.1%	22 16.7%	21 15.9%	4 3.0%	4 3.0%	5 3.8%	132 100%	5.6
6. There are clear rules to ensure students' safety at school.	78 59.1%	28 21.2%	20 15.2%	6 4.5%	0 0.0%	0 0.0%	0 0.0%	132 100%	6.3
Dimension Totals:	319 40.2%	124 15.6%	134 16.9%	138 17.4%	31 3.9%	14 1.8%	34 4.3%	794 100%	5.5

B. Well-Being

	Completely Agree (7)	Strongly Agree (6)	Agree (5)	Neutral (4)	Disagree (3)	Strongly Disagree (2)	Completely Disagree (1)	N	Average Rating
7. I have friends at school who care about me.	71 53.8%	16 12.1%	20 15.2%	17 12.9%	4 3.0%	0 0.0%	4 3.0%	132 100%	5.9
8. My teachers give me help when I need it.	94 72.3%	17 13.1%	8 6.2%	9 6.9%	0 0.0%	0 0.0%	2 1.5%	130 100%	6.4
9. If I feel bad, I can get help from the school staff.	45 34.9%	27 20.9%	18 14.0%	28 21.7%	4 3.1%	2 1.6%	5 3.9%	129 100%	5.4
10. I usually get a good night's sleep before going to school in the morning.	44 33.8%	19 14.6%	26 20.0%	25 19.2%	9 6.9%	1 0.8%	6 4.6%	130 100%	5.3
11. I usually have something to eat before school starts in the morning.	65 49.6%	16 12.2%	25 19.1%	17 13.0%	4 3.1%	2 1.5%	2 1.5%	131 100%	5.8
12. I am treated fairly at this school.	44 33.6%	27 20.6%	16 12.2%	33 25.2%	5 3.8%	0 0.0%	6 4.6%	131 100%	5.4
Dimension Totals:	363 46.4%	122 15.6%	113 14.4%	129 16.5%	26 3.3%	5 0.6%	25 3.2%	783 100%	5.7

Elementary School Student Survey

C. Satisfaction

	Completely Agree (7)	Strongly Agree (6)	Agree (5)	Neutral (4)	Disagree (3)	Strongly Disagree (2)	Completely Disagree (1)	N	Average Rating
13. My teachers really listen when I talk.	83 62.4%	21 15.8%	12 9.0%	10 7.5%	4 3.0%	1 0.8%	2 1.5%	133 100%	6.2
14. My teachers want me to learn a lot.	108 82.4%	8 6.1%	6 4.6%	5 3.8%	3 2.3%	0 0.0%	1 0.8%	131 100%	6.6
15. I like what I am learning at school.	74 55.6%	29 21.8%	15 11.3%	13 9.8%	1 0.8%	0 0.0%	1 0.8%	133 100%	6.2
16. The school building has everything I need to learn.	56 43.1%	32 24.6%	20 15.4%	16 12.3%	5 3.8%	1 0.8%	0 0.0%	130 100%	5.9
17. My teachers teach me new things in school.	82 62.6%	25 19.1%	15 11.5%	7 5.3%	0 0.0%	0 0.0%	2 1.5%	131 100%	6.3
18. My school is a good school.	82 61.7%	21 15.8%	13 9.8%	15 11.3%	1 0.8%	1 0.8%	0 0.0%	133 100%	6.2
Dimension	485	136	81	66	14	3	6	791	6.2
Totals:	61.3%	17.2%	10.2%	8.3%	1.8%	0.4%	0.8%	100%	

D. Involvement/Engagement

	Completely Agree (7)	Strongly Agree (6)	Agree (5)	Neutral (4)	Disagree (3)	Strongly Disagree (2)	Completely Disagree (1)	N	Average Rating
19. I like coming to school.	65 49.2%	24 18.2%	10 7.6%	21 15.9%	2 1.5%	4 3.0%	6 4.5%	132 100%	5.7
20. When there is a school event that I like, I participate.	54 41.2%	22 16.8%	21 16.0%	28 21.4%	4 3.1%	1 0.8%	1 0.8%	131 100%	5.7
21. I enjoy talking to my teachers.	69 51.9%	17 12.8%	27 20.3%	14 10.5%	3 2.3%	0 0.0%	3 2.3%	133 100%	5.9
22. I like the classes and programs at school.	75 56.4%	18 13.5%	20 15.0%	19 14.3%	0 0.0%	0 0.0%	1 0.8%	133 100%	6.1
Dimension	263	81	78	82	9	5	11	529	5.8
Totals:	49.7%	15.3%	14.7%	15.5%	1.7%	0.9%	2.1%	100%	

A. Safety

	Completely Agree (7)	Strongly Agree (6)	Agree (5)	Neutral (4)	Disagree (3)	Strongly Disagree (2)	Completely Disagree (1)	N	Average Rating
1. My child is safe at school.	17 44.7%	15 39.5%	5 13.2%	1 2.6%	0 0.0%	0 0.0%	0 0.0%	38 100%	6.3
2. My child is safe from harassment, intimidation, and threats at school.	11 28.9%	10 26.3%	10 26.3%	7 18.4%	0 0.0%	0 0.0%	0 0.0%	38 100%	5.7
3. My child has a caring adult to ensure my child's safety at school.	15 39.5%	16 42.1%	6 15.8%	1 2.6%	0 0.0%	0 0.0%	0 0.0%	38 100%	6.2
4. The school grounds and facilities are safe for my child.	15 39.5%	14 36.8%	7 18.4%	2 5.3%	0 0.0%	0 0.0%	0 0.0%	38 100%	6.1
5. Threats, intimidation, harassment, or hazing are rare in this school.	16 42.1%	8 21.1%	8 21.1%	2 5.3%	4 10.5%	0 0.0%	0 0.0%	38 100%	5.8
6. My child's school has clear rules to maintain students' safety at school.	14 36.8%	17 44.7%	5 13.2%	2 5.3%	0 0.0%	0 0.0%	0 0.0%	38 100%	6.1
Dimension Totals:	88 38.6%	80 35.1%	41 18.0%	15 6.6%	4 1.8%	0 0.0%	0 0.0%	228 100%	6.0

B. Well-Being

	Completely Agree (7)	Strongly Agree (6)	Agree (5)	Neutral (4)	Disagree (3)	Strongly Disagree (2)	Completely Disagree (1)	N	Average Rating
7. My child has friends in school who care about my child.	15 40.5%	12 32.4%	6 16.2%	3 8.1%	1 2.7%	0 0.0%	0 0.0%	37 100%	6.0
8. My child's teachers provide help on classwork when my child needs it.	22 57.9%	13 34.2%	3 7.9%	0 0.0%	0 0.0%	0 0.0%	0 0.0%	38 100%	6.5
9. If my child ever got sick at school, someone would take care of my child.	18 47.4%	14 36.8%	5 13.2%	1 2.6%	0 0.0%	0 0.0%	0 0.0%	38 100%	6.3
10. My child is well-rested for school.	18 47.4%	11 28.9%	7 18.4%	0 0.0%	2 5.3%	0 0.0%	0 0.0%	38 100%	6.1
11. My child is fed before school.	22 57.9%	10 26.3%	6 15.8%	0 0.0%	0 0.0%	0 0.0%	0 0.0%	38 100%	6.4
12. Students are treated fairly at school.	11 28.9%	12 31.6%	10 26.3%	3 7.9%	2 5.3%	0 0.0%	0 0.0%	38 100%	5.7
Dimension Totals:	106 46.7%	72 31.7%	37 16.3%	7 3.1%	5 2.2%	0 0.0%	0 0.0%	227 100%	6.2

C. Satisfaction

	Completely Agree (7)	Strongly Agree (6)	Agree (5)	Neutral (4)	Disagree (3)	Strongly Disagree (2)	Completely Disagree (1)	N	Average Rating
13. I am satisfied with the education my child is receiving at school.	17 44.7%	15 39.5%	5 13.2%	1 2.6%	0 0.0%	0 0.0%	0 0.0%	38 100%	6.3
14. I am satisfied with the quality of resources the DOE provides to teachers and students for learning.	16 42.1%	13 34.2%	8 21.1%	1 2.6%	0 0.0%	0 0.0%	0 0.0%	38 100%	6.2
15. I am satisfied with the printed materials, e-mail/online, phone/text, or in-person meetings used by the school to communicate with me.	18 47.4%	14 36.8%	3 7.9%	3 7.9%	0 0.0%	0 0.0%	0 0.0%	38 100%	6.2
16. My child's teachers seek ways to improve my child's academic progress.	20 52.6%	12 31.6%	5 13.2%	1 2.6%	0 0.0%	0 0.0%	0 0.0%	38 100%	6.3
Dimension Totals:	71 46.7%	54 35.5%	21 13.8%	6 3.9%	0 0.0%	0 0.0%	0 0.0%	152 100%	6.3

D. Involvement/Engagement

	Completely Agree (7)	Strongly Agree (6)	Agree (5)	Neutral (4)	Disagree (3)	Strongly Disagree (2)	Completely Disagree (1)	N	Average Rating
17. Teachers are available to discuss my child's work or behavior.	21 55.3%	13 34.2%	3 7.9%	1 2.6%	0 0.0%	0 0.0%	0 0.0%	38 100%	6.4
18. If I have concerns, I am taken seriously by school administrators.	15 39.5%	15 39.5%	6 15.8%	2 5.3%	0 0.0%	0 0.0%	0 0.0%	38 100%	6.1
19. The school staff makes me feel welcome at the school.	16 42.1%	17 44.7%	4 10.5%	1 2.6%	0 0.0%	0 0.0%	0 0.0%	38 100%	6.3
20. The school gives me opportunities to participate in important decisions about my child's education.	16 42.1%	16 42.1%	5 13.2%	1 2.6%	0 0.0%	0 0.0%	0 0.0%	38 100%	6.2
21. Most of my child's teachers work with me to improve my child's learning	20 52.6%	13 34.2%	4 10.5%	1 2.6%	0 0.0%	0 0.0%	0 0.0%	38 100%	6.4
22. The school has encouraged me to participate in classroom and school activities.	18 47.4%	13 34.2%	5 13.2%	2 5.3%	0 0.0%	0 0.0%	0 0.0%	38 100%	6.2
Dimension Totals:	106 46.5%	87 38.2%	27 11.8%	8 3.5%	0 0.0%	0 0.0%	0 0.0%	228 100%	6.3

Teacher Survey

A. Safety

	Completely Agree (7)	Strongly Agree (6)	Agree (5)	Neutral (4)	Disagree (3)	Strongly Disagree (2)	Completely Disagree (1)	N	Average Rating
1. I feel safe at school.	15 53.6%	7 25.0%	4 14.3%	0 0.0%	2 7.1%	0 0.0%	0 0.0%	28 100%	6.2
2. The school effectively handles staff discipline problems.	7 25.9%	7 25.9%	7 25.9%	3 11.1%	3 11.1%	0 0.0%	0 0.0%	27 100%	5.4
3. I feel safe from harassment, intimidation, and threats at school.	14 50.0%	5 17.9%	3 10.7%	3 10.7%	3 10.7%	0 0.0%	0 0.0%	28 100%	5.9
4. I feel the grounds and facilities at school are safe for staff.	19 67.9%	7 25.0%	0 0.0%	0 0.0%	2 7.1%	0 0.0%	0 0.0%	28 100%	6.5
5. The established safety policies at school make me feel safe.	15 55.6%	8 29.6%	2 7.4%	1 3.7%	1 3.7%	0 0.0%	0 0.0%	27 100%	6.3
6. My school has clear rules for staff behavior.	8 28.6%	9 32.1%	8 28.6%	3 10.7%	0 0.0%	0 0.0%	0 0.0%	28 100%	5.8
Dimension	78	43	24	10	11	0	0	166	6.0
Totals:	47.0%	25.9%	14.5%	6.0%	6.6%	0.0%	0.0%	100%	6.0

B. Well-Being

	Completely Agree (7)	Strongly Agree (6)	Agree (5)	Neutral (4)	Disagree (3)	Strongly Disagree (2)	Completely Disagree (1)	N	Average Rating
7. I have colleagues at school who care about me.	14 51.9%	11 40.7%	1 3.7%	1 3.7%	0 0.0%	0 0.0%	0 0.0%	27 100%	6.4
8. My leadership provides me with effective advice when I have problems on the job.	12 42.9%	8 28.6%	6 21.4%	1 3.6%	1 3.6%	0 0.0%	0 0.0%	28 100%	6.0
9. My school provides me with the support I need to do my job well.	13 48.1%	7 25.9%	6 22.2%	0 0.0%	1 3.7%	0 0.0%	0 0.0%	27 100%	6.1
10. I feel staff are treated fairly at school.	9 32.1%	8 28.6%	8 28.6%	0 0.0%	2 7.1%	1 3.6%	0 0.0%	28 100%	5.7
Dimension	48	34	21	2	4	1	0	110	6.1
Totals:	43.6%	30.9%	19.1%	1.8%	3.6%	0.9%	0.0%	100%	6.1

C. Satisfaction

	Completely Agree (7)	Strongly Agree (6)	Agree (5)	Neutral (4)	Disagree (3)	Strongly Disagree (2)	Completely Disagree (1)	N	Average Rating
11. I enjoy working at my school.	14 50.0%	10 35.7%	3 10.7%	1 3.6%	0 0.0%	0 0.0%	0 0.0%	28 100%	6.3
12. I am satisfied with the quality of resources the DOE provides to teachers and students for learning.	8 28.6%	5 17.9%	10 35.7%	3 10.7%	2 7.1%	0 0.0%	0 0.0%	28 100%	5.5
13. I am satisfied with the professional development opportunities the DOE provides for me.	6 21.4%	9 32.1%	7 25.0%	4 14.3%	2 7.1%	0 0.0%	0 0.0%	28 100%	5.5
14. I am satisfied with the respect and value my school gives to my role.	13 46.4%	8 28.6%	5 17.9%	1 3.6%	1 3.6%	0 0.0%	0 0.0%	28 100%	6.1
15. I am satisfied with the opportunities I have to contribute to policy decisions that affect my school.	8 28.6%	10 35.7%	8 28.6%	1 3.6%	1 3.6%	0 0.0%	0 0.0%	28 100%	5.8
Dimension Totals:	49 35.0%	42 30.0%	33 23.6%	10 7.1%	6 4.3%	0 0.0%	0 0.0%	140 100%	5.8

D. Involvement/Engagement

	Completely Agree (7)	Strongly Agree (6)	Agree (5)	Neutral (4)	Disagree (3)	Strongly Disagree (2)	Completely Disagree (1)	N	Average Rating
16. If I have concerns, my leadership responds in a timely manner.	11 39.3%	7 25.0%	9 32.1%	1 3.6%	0 0.0%	0 0.0%	0 0.0%	28 100%	6.0
17. I am proud of the events, meetings, or programs my school provides.	10 35.7%	10 35.7%	6 21.4%	1 3.6%	1 3.6%	0 0.0%	0 0.0%	28 100%	6.0
18. For teachers/staff, I feel comfortable speaking to my school administrator; for principals, I feel comfortable speaking to my Complex Area Superintendent.	14 50.0%	10 35.7%	4 14.3%	0 0.0%	0 0.0%	0 0.0%	0 0.0%	28 100%	6.4
19. I can offer my opinions freely on ways to make improvements at my school.	10 35.7%	9 32.1%	9 32.1%	0 0.0%	0 0.0%	0 0.0%	0 0.0%	28 100%	6.0
20. I feel I am an integral, vital part of the educational community in which I work.	11 39.3%	10 35.7%	7 25.0%	0 0.0%	0 0.0%	0 0.0%	0 0.0%	28 100%	6.1
Dimension Totals:	56 40.0%	46 32.9%	35 25.0%	2 1.4%	1 0.7%	0 0.0%	0 0.0%	140 100%	6.1