

---

# School Quality Survey

## Kipapa Elementary

Spring 2016

---

---

Hawaii Department of Education  
Office of Strategy, Innovation, and Performance  
Assessment and Accountability Branch  
Accountability Section

Publication Date: July 2016

### School survey size and return rate:

Group	# Distributed	# Returned	Return Rate (%)
Students:	202	187	92.5%
Parents	202	63	31.1%
Teachers:	42	42	100.0%

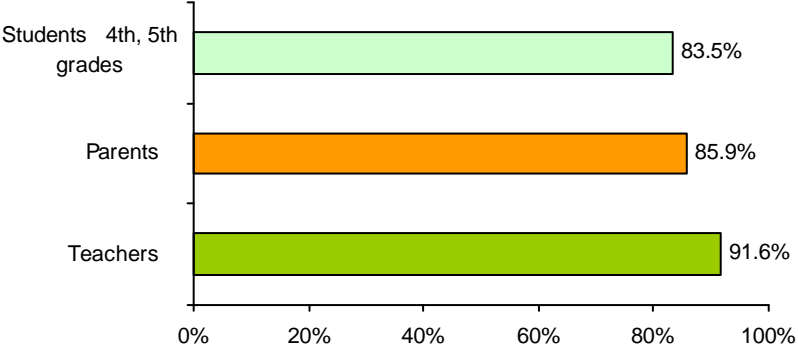
# SQS Summary Table

Dimension	Group		Percent (%) Response			
			Average (7-1)	Positive (> 4.0)	Neutral (= 4.0)	Negative (< 4.0)
A. Safety	Students	4th, 5th grades	5.8	83.5%	10.2%	6.1%
	Parents		5.7	85.9%	7.7%	6.3%
	Teachers		6.0	91.6%	3.9%	4.3%
B. Well-Being	Students	4th, 5th grades	5.9	84.3%	10.6%	5%
	Parents		6.1	92.8%	6.1%	1%
	Teachers		6.0	94.6%	2.3%	2.9%
C. Satisfaction	Students	4th, 5th grades	6.4	94.9%	4%	0.9%
	Parents		5.8	87.6%	9.9%	2.3%
	Teachers		5.7	90%	5.2%	4.7%
D. Involvement/Engagement	Students	4th, 5th grades	6.1	88.9%	7.9%	3%
	Parents		6.1	90.6%	8.5%	0.7%
	Teachers		6.0	94.2%	2.8%	2.8%

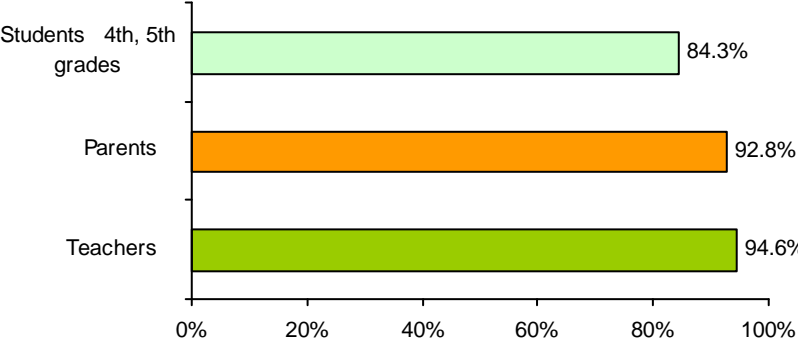
# SQS Summary Figure

Dimension	Group	Percent Positive Response
-----------	-------	---------------------------

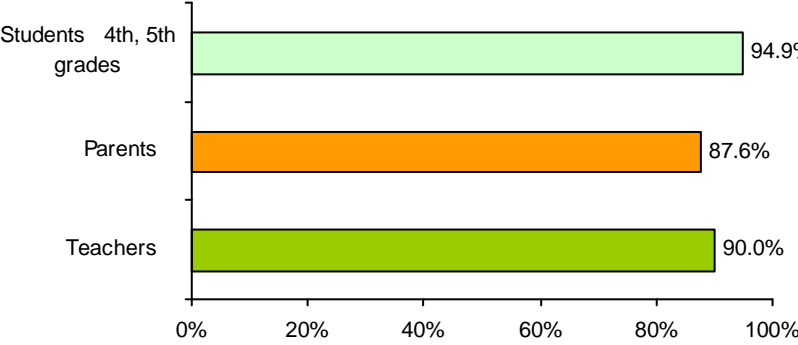
## A. Safety



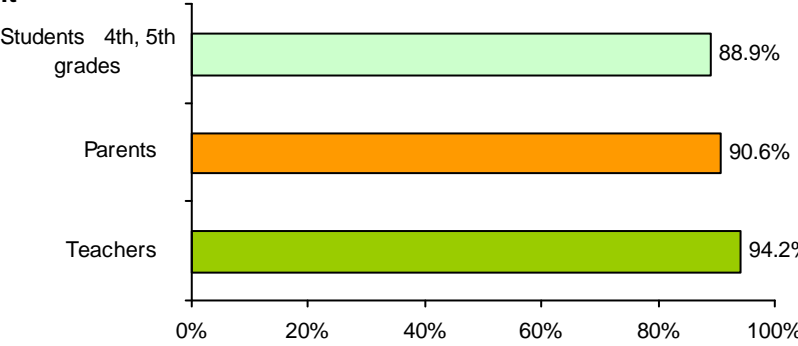
## B. Well-Being



## C. Satisfaction



## D. Involvement/Engagement



## Elementary School Student Survey

### A. Safety

	Completely Agree (7)	Strongly Agree (6)	Agree (5)	Neutral (4)	Disagree (3)	Strongly Disagree (2)	Completely Disagree (1)	N	Average Rating
1. I feel safe at school.	100 53.5%	49 26.2%	25 13.4%	9 4.8%	3 1.6%	0 0.0%	1 0.5%	187 100%	6.2
2. Students at my school who do not behave are disciplined.	32 17.1%	22 11.8%	68 36.4%	47 25.1%	8 4.3%	3 1.6%	7 3.7%	187 100%	4.9
3. I feel safe from the mean kids at my school.	64 34.4%	33 17.7%	29 15.6%	23 12.4%	18 9.7%	7 3.8%	12 6.5%	186 100%	5.2
4. I feel the school buildings are safe for students.	87 47.3%	50 27.2%	30 16.3%	13 7.1%	4 2.2%	0 0.0%	0 0.0%	184 100%	6.1
5. If I ever got sick at school, someone would take care of me.	89 48.4%	37 20.1%	35 19.0%	18 9.8%	3 1.6%	0 0.0%	2 1.1%	184 100%	6.0
6. There are clear rules to ensure students' safety at school.	119 64.0%	42 22.6%	20 10.8%	4 2.2%	1 0.5%	0 0.0%	0 0.0%	186 100%	6.5
<b>Dimension Totals:</b>	491 44.1%	233 20.9%	207 18.6%	114 10.2%	37 3.3%	10 0.9%	22 2.0%	1,114 100%	5.8

### B. Well-Being

	Completely Agree (7)	Strongly Agree (6)	Agree (5)	Neutral (4)	Disagree (3)	Strongly Disagree (2)	Completely Disagree (1)	N	Average Rating
7. I have friends at school who care about me.	117 63.2%	37 20.0%	24 13.0%	4 2.2%	3 1.6%	0 0.0%	0 0.0%	185 100%	6.4
8. My teachers give me help when I need it.	126 67.4%	37 19.8%	18 9.6%	6 3.2%	0 0.0%	0 0.0%	0 0.0%	187 100%	6.5
9. If I feel bad, I can get help from the school staff.	66 35.7%	43 23.2%	35 18.9%	25 13.5%	9 4.9%	1 0.5%	6 3.2%	185 100%	5.6
10. I usually get a good night's sleep before going to school in the morning.	47 25.5%	40 21.7%	41 22.3%	36 19.6%	8 4.3%	4 2.2%	8 4.3%	184 100%	5.2
11. I usually have something to eat before school starts in the morning.	91 49.2%	26 14.1%	30 16.2%	26 14.1%	7 3.8%	2 1.1%	3 1.6%	185 100%	5.8
12. I am treated fairly at this school.	79 42.2%	49 26.2%	33 17.6%	21 11.2%	2 1.1%	0 0.0%	3 1.6%	187 100%	5.9
<b>Dimension Totals:</b>	526 47.3%	232 20.8%	181 16.3%	118 10.6%	29 2.6%	7 0.6%	20 1.8%	1,113 100%	5.9

## Elementary School Student Survey

### C. Satisfaction

	Completely Agree (7)	Strongly Agree (6)	Agree (5)	Neutral (4)	Disagree (3)	Strongly Disagree (2)	Completely Disagree (1)	N	Average Rating
13. My teachers really listen when I talk.	129 70.1%	28 15.2%	21 11.4%	6 3.3%	0 0.0%	0 0.0%	0 0.0%	184 100%	6.5
14. My teachers want me to learn a lot.	159 85.0%	19 10.2%	8 4.3%	0 0.0%	0 0.0%	0 0.0%	1 0.5%	187 100%	6.8
15. I like what I am learning at school.	109 58.3%	46 24.6%	18 9.6%	11 5.9%	1 0.5%	1 0.5%	1 0.5%	187 100%	6.3
16. The school building has everything I need to learn.	78 42.2%	54 29.2%	35 18.9%	13 7.0%	3 1.6%	0 0.0%	2 1.1%	185 100%	6.0
17. My teachers teach me new things in school.	127 69.0%	32 17.4%	16 8.7%	9 4.9%	0 0.0%	0 0.0%	0 0.0%	184 100%	6.5
18. My school is a good school.	139 74.3%	26 13.9%	14 7.5%	6 3.2%	0 0.0%	2 1.1%	0 0.0%	187 100%	6.6
<b>Dimension</b>	741	205	112	45	4	3	4	1,114	6.4
<b>Totals:</b>	66.5%	18.4%	10.1%	4.0%	0.4%	0.3%	0.4%	100%	6.4

### D. Involvement/Engagement

	Completely Agree (7)	Strongly Agree (6)	Agree (5)	Neutral (4)	Disagree (3)	Strongly Disagree (2)	Completely Disagree (1)	N	Average Rating
19. I like coming to school.	93 49.7%	46 24.6%	24 12.8%	16 8.6%	1 0.5%	2 1.1%	5 2.7%	187 100%	6.0
20. When there is a school event that I like, I participate.	88 47.6%	48 25.9%	23 12.4%	20 10.8%	4 2.2%	1 0.5%	1 0.5%	185 100%	6.0
21. I enjoy talking to my teachers.	102 54.8%	36 19.4%	29 15.6%	14 7.5%	2 1.1%	1 0.5%	2 1.1%	186 100%	6.1
22. I like the classes and programs at school.	106 56.7%	44 23.5%	24 12.8%	9 4.8%	2 1.1%	1 0.5%	1 0.5%	187 100%	6.3
<b>Dimension</b>	389	174	100	59	9	5	9	745	6.1
<b>Totals:</b>	52.2%	23.4%	13.4%	7.9%	1.2%	0.7%	1.2%	100%	6.1

**A. Safety**

	Completely Agree (7)	Strongly Agree (6)	Agree (5)	Neutral (4)	Disagree (3)	Strongly Disagree (2)	Completely Disagree (1)	N	Average Rating
1. My child is safe at school.	22 34.9%	19 30.2%	15 23.8%	4 6.3%	3 4.8%	0 0.0%	0 0.0%	63 100%	5.8
2. My child is safe from harassment, intimidation, and threats at school.	15 23.8%	18 28.6%	16 25.4%	8 12.7%	4 6.3%	0 0.0%	2 3.2%	63 100%	5.4
3. My child has a caring adult to ensure my child's safety at school.	25 39.7%	20 31.7%	14 22.2%	2 3.2%	2 3.2%	0 0.0%	0 0.0%	63 100%	6.0
4. The school grounds and facilities are safe for my child.	22 35.5%	16 25.8%	15 24.2%	5 8.1%	4 6.5%	0 0.0%	0 0.0%	62 100%	5.8
5. Threats, intimidation, harassment, or hazing are rare in this school.	16 25.8%	18 29.0%	14 22.6%	6 9.7%	7 11.3%	0 0.0%	1 1.6%	62 100%	5.4
6. My child's school has clear rules to maintain students' safety at school.	28 44.4%	14 22.2%	16 25.4%	4 6.3%	1 1.6%	0 0.0%	0 0.0%	63 100%	6.0
<b>Dimension Totals:</b>	128 34.0%	105 27.9%	90 23.9%	29 7.7%	21 5.6%	0 0.0%	3 0.8%	376 100%	5.7

**B. Well-Being**

	Completely Agree (7)	Strongly Agree (6)	Agree (5)	Neutral (4)	Disagree (3)	Strongly Disagree (2)	Completely Disagree (1)	N	Average Rating
7. My child has friends in school who care about my child.	29 46.0%	14 22.2%	16 25.4%	4 6.3%	0 0.0%	0 0.0%	0 0.0%	63 100%	6.1
8. My child's teachers provide help on classwork when my child needs it.	31 50.0%	18 29.0%	10 16.1%	3 4.8%	0 0.0%	0 0.0%	0 0.0%	62 100%	6.2
9. If my child ever got sick at school, someone would take care of my child.	30 47.6%	15 23.8%	11 17.5%	4 6.3%	3 4.8%	0 0.0%	0 0.0%	63 100%	6.0
10. My child is well-rested for school.	32 50.8%	14 22.2%	14 22.2%	3 4.8%	0 0.0%	0 0.0%	0 0.0%	63 100%	6.2
11. My child is fed before school.	42 66.7%	9 14.3%	11 17.5%	1 1.6%	0 0.0%	0 0.0%	0 0.0%	63 100%	6.5
12. Students are treated fairly at school.	24 38.1%	20 31.7%	10 15.9%	8 12.7%	1 1.6%	0 0.0%	0 0.0%	63 100%	5.9
<b>Dimension Totals:</b>	188 49.9%	90 23.9%	72 19.1%	23 6.1%	4 1.1%	0 0.0%	0 0.0%	377 100%	6.2

**C. Satisfaction**

	Completely Agree (7)	Strongly Agree (6)	Agree (5)	Neutral (4)	Disagree (3)	Strongly Disagree (2)	Completely Disagree (1)	N	Average Rating
13. I am satisfied with the education my child is receiving at school.	21 33.3%	19 30.2%	15 23.8%	7 11.1%	1 1.6%	0 0.0%	0 0.0%	63 100%	5.8
14. I am satisfied with the quality of resources the DOE provides to teachers and students for learning.	20 31.7%	16 25.4%	16 25.4%	8 12.7%	2 3.2%	1 1.6%	0 0.0%	63 100%	5.7
15. I am satisfied with the printed materials, e-mail/online, phone/text, or in-person meetings used by the school to communicate with me.	22 34.9%	17 27.0%	18 28.6%	5 7.9%	1 1.6%	0 0.0%	0 0.0%	63 100%	5.9
16. My child's teachers seek ways to improve my child's academic progress.	29 46.0%	14 22.2%	14 22.2%	5 7.9%	1 1.6%	0 0.0%	0 0.0%	63 100%	6.0
<b>Dimension Totals:</b>	92 36.5%	66 26.2%	63 25.0%	25 9.9%	5 2.0%	1 0.4%	0 0.0%	252 100%	5.8

**D. Involvement/Engagement**

	Completely Agree (7)	Strongly Agree (6)	Agree (5)	Neutral (4)	Disagree (3)	Strongly Disagree (2)	Completely Disagree (1)	N	Average Rating
17. Teachers are available to discuss my child's work or behavior.	33 53.2%	11 17.7%	16 25.8%	2 3.2%	0 0.0%	0 0.0%	0 0.0%	62 100%	6.2
18. If I have concerns, I am taken seriously by school administrators.	32 51.6%	12 19.4%	13 21.0%	4 6.5%	1 1.6%	0 0.0%	0 0.0%	62 100%	6.1
19. The school staff makes me feel welcome at the school.	32 50.8%	8 12.7%	15 23.8%	6 9.5%	1 1.6%	1 1.6%	0 0.0%	63 100%	6.0
20. The school gives me opportunities to participate in important decisions about my child's education.	32 50.8%	9 14.3%	14 22.2%	8 12.7%	0 0.0%	0 0.0%	0 0.0%	63 100%	6.0
21. Most of my child's teachers work with me to improve my child's learning	32 50.8%	15 23.8%	8 12.7%	8 12.7%	0 0.0%	0 0.0%	0 0.0%	63 100%	6.1
22. The school has encouraged me to participate in classroom and school activities.	36 57.1%	10 15.9%	13 20.6%	4 6.3%	0 0.0%	0 0.0%	0 0.0%	63 100%	6.2
<b>Dimension Totals:</b>	197 52.4%	65 17.3%	79 21.0%	32 8.5%	2 0.5%	1 0.3%	0 0.0%	376 100%	6.1

## Teacher Survey

### A. Safety

	Completely Agree (7)	Strongly Agree (6)	Agree (5)	Neutral (4)	Disagree (3)	Strongly Disagree (2)	Completely Disagree (1)	N	Average Rating
1. I feel safe at school.	25 59.5%	7 16.7%	9 21.4%	0 0.0%	0 0.0%	0 0.0%	1 2.4%	42 100%	6.3
2. The school effectively handles staff discipline problems.	13 31.0%	9 21.4%	12 28.6%	6 14.3%	1 2.4%	0 0.0%	1 2.4%	42 100%	5.5
3. I feel safe from harassment, intimidation, and threats at school.	23 56.1%	5 12.2%	8 19.5%	2 4.9%	2 4.9%	0 0.0%	1 2.4%	41 100%	6.0
4. I feel the grounds and facilities at school are safe for staff.	27 64.3%	6 14.3%	8 19.0%	0 0.0%	0 0.0%	0 0.0%	1 2.4%	42 100%	6.3
5. The established safety policies at school make me feel safe.	26 61.9%	7 16.7%	8 19.0%	0 0.0%	0 0.0%	0 0.0%	1 2.4%	42 100%	6.3
6. My school has clear rules for staff behavior.	17 40.5%	10 23.8%	10 23.8%	2 4.8%	2 4.8%	0 0.0%	1 2.4%	42 100%	5.8
<b>Dimension</b>	131	44	55	10	5	0	6	251	6.0
<b>Totals:</b>	52.2%	17.5%	21.9%	4.0%	2.0%	0.0%	2.4%	100%	6.0

### B. Well-Being

	Completely Agree (7)	Strongly Agree (6)	Agree (5)	Neutral (4)	Disagree (3)	Strongly Disagree (2)	Completely Disagree (1)	N	Average Rating
7. I have colleagues at school who care about me.	24 58.5%	8 19.5%	8 19.5%	0 0.0%	0 0.0%	0 0.0%	1 2.4%	41 100%	6.3
8. My leadership provides me with effective advice when I have problems on the job.	21 50.0%	10 23.8%	8 19.0%	2 4.8%	0 0.0%	0 0.0%	1 2.4%	42 100%	6.1
9. My school provides me with the support I need to do my job well.	18 42.9%	12 28.6%	11 26.2%	0 0.0%	0 0.0%	0 0.0%	1 2.4%	42 100%	6.0
10. I feel staff are treated fairly at school.	20 47.6%	9 21.4%	9 21.4%	2 4.8%	1 2.4%	0 0.0%	1 2.4%	42 100%	6.0
<b>Dimension</b>	83	39	36	4	1	0	4	167	6.1
<b>Totals:</b>	49.7%	23.4%	21.6%	2.4%	0.6%	0.0%	2.4%	100%	6.1



**C. Satisfaction**

	Completely Agree (7)	Strongly Agree (6)	Agree (5)	Neutral (4)	Disagree (3)	Strongly Disagree (2)	Completely Disagree (1)	N	Average Rating
11. I enjoy working at my school.	27 64.3%	6 14.3%	7 16.7%	1 2.4%	0 0.0%	0 0.0%	1 2.4%	42 100%	6.3
12. I am satisfied with the quality of resources the DOE provides to teachers and students for learning.	6 14.3%	6 14.3%	19 45.2%	6 14.3%	4 9.5%	0 0.0%	1 2.4%	42 100%	5.0
13. I am satisfied with the professional development opportunities the DOE provides for me.	7 16.7%	11 26.2%	18 42.9%	4 9.5%	1 2.4%	0 0.0%	1 2.4%	42 100%	5.4
14. I am satisfied with the respect and value my school gives to my role.	20 47.6%	12 28.6%	9 21.4%	0 0.0%	0 0.0%	0 0.0%	1 2.4%	42 100%	6.1
15. I am satisfied with the opportunities I have to contribute to policy decisions that affect my school.	19 45.2%	13 31.0%	9 21.4%	0 0.0%	0 0.0%	0 0.0%	1 2.4%	42 100%	6.1
<b>Dimension Totals:</b>	79 37.6%	48 22.9%	62 29.5%	11 5.2%	5 2.4%	0 0.0%	5 2.4%	210 100%	5.8

**D. Involvement/Engagement**

	Completely Agree (7)	Strongly Agree (6)	Agree (5)	Neutral (4)	Disagree (3)	Strongly Disagree (2)	Completely Disagree (1)	N	Average Rating
16. If I have concerns, my leadership responds in a timely manner.	23 54.8%	9 21.4%	9 21.4%	0 0.0%	0 0.0%	0 0.0%	1 2.4%	42 100%	6.2
17. I am proud of the events, meetings, or programs my school provides.	25 59.5%	6 14.3%	10 23.8%	0 0.0%	0 0.0%	0 0.0%	1 2.4%	42 100%	6.2
18. For teachers/staff, I feel comfortable speaking to my school administrator; for principals, I feel comfortable speaking to my Complex Area Superintendent.	19 45.2%	11 26.2%	9 21.4%	1 2.4%	1 2.4%	0 0.0%	1 2.4%	42 100%	6.0
19. I can offer my opinions freely on ways to make improvements at my school.	16 39.0%	11 26.8%	8 19.5%	5 12.2%	0 0.0%	0 0.0%	1 2.4%	41 100%	5.8
20. I feel I am an integral, vital part of the educational community in which I work.	19 45.2%	11 26.2%	11 26.2%	0 0.0%	0 0.0%	0 0.0%	1 2.4%	42 100%	6.1
<b>Dimension Totals:</b>	102 48.8%	48 23.0%	47 22.5%	6 2.9%	1 0.5%	0 0.0%	5 2.4%	209 100%	6.1