
School Quality Survey

Moanalua Middle

Spring 2016

Hawaii Department of Education
Office of Strategy, Innovation, and Performance
Assessment and Accountability Branch
Accountability Section

Publication Date: July 2016

School survey size and return rate:

Group	# Distributed	# Returned	Return Rate (%)
Students:	821	695	84.6%
Parents	821	208	25.3%
Teachers:	49	42	85.7%

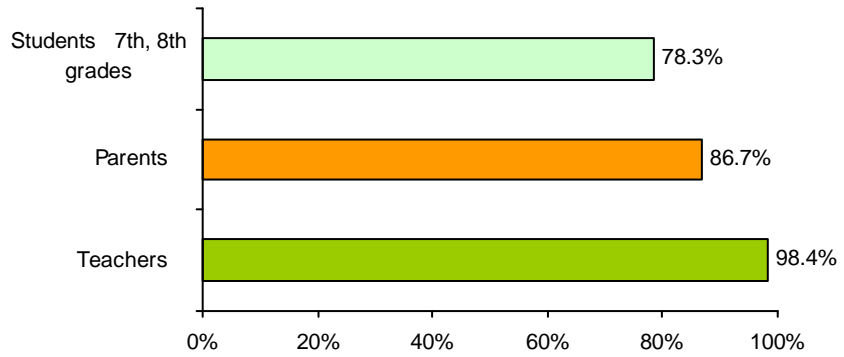
SQS Summary Table

Dimension	Group		Percent (%) Response			
			Average (7-1)	Positive (> 4.0)	Neutral (= 4.0)	Negative (< 4.0)
A. Safety	Students	7th, 8th grades	5.4	78.3%	15.1%	6.4%
	Parents		5.5	86.7%	9.4%	3.7%
	Teachers		6.3	98.4%	0.7%	0.7%
B. Well-Being	Students	7th, 8th grades	5.3	71.2%	18.2%	10.5%
	Parents		5.7	88.8%	8.1%	3%
	Teachers		6.0	90.4%	6.5%	2.9%
C. Satisfaction	Students	7th, 8th grades	5.6	82.4%	13.7%	3.7%
	Parents		5.4	83.9%	10.2%	5.7%
	Teachers		5.6	84.2%	11.4%	4.2%
D. Involvement/Engagement	Students	7th, 8th grades	4.9	63.2%	25.4%	11.3%
	Parents		5.3	79.1%	14.9%	5.8%
	Teachers		5.9	91.9%	6.1%	1.9%

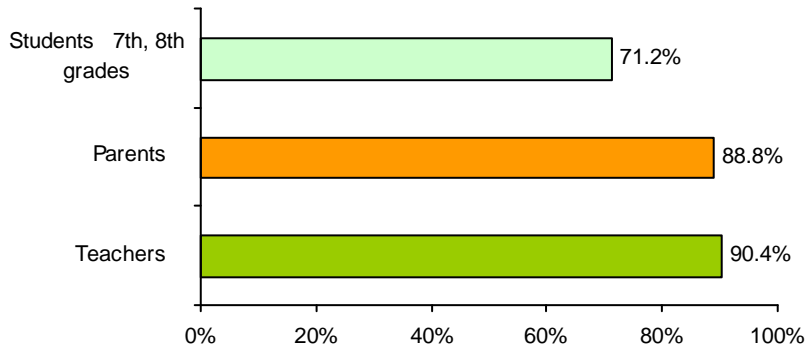
SQS Summary Figure

Dimension	Group	Percent Positive Response
-----------	-------	---------------------------

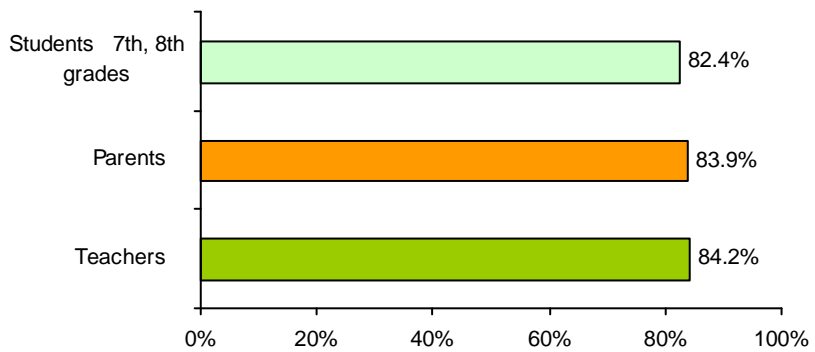
A. Safety



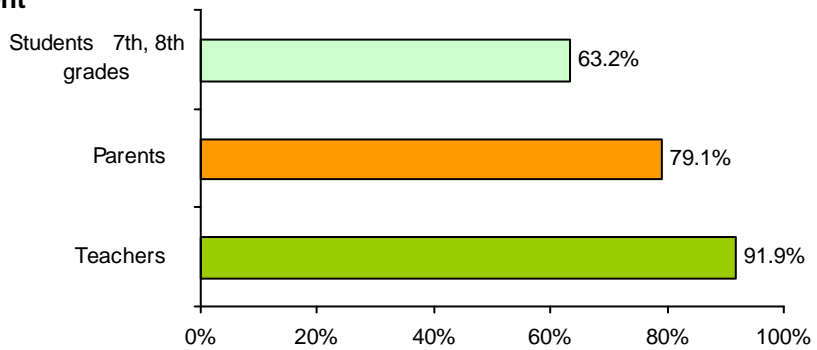
B. Well-Being



C. Satisfaction



D. Involvement/Engagement



Middle/Intermediate School Student Survey

A. Safety

	Completely Agree (7)	Strongly Agree (6)	Agree (5)	Neutral (4)	Disagree (3)	Strongly Disagree (2)	Completely Disagree (1)	N	Average Rating
1. I feel safe at school.	214 30.8%	177 25.5%	190 27.4%	95 13.7%	12 1.7%	1 0.1%	5 0.7%	694 100%	5.7
2. Students at my school who violate safety rules are disciplined.	147 21.2%	159 22.9%	200 28.9%	123 17.7%	41 5.9%	12 1.7%	11 1.6%	693 100%	5.2
3. I feel safe from the bullying behavior of students at my school.	142 20.5%	136 19.7%	191 27.6%	135 19.5%	55 7.9%	11 1.6%	22 3.2%	692 100%	5.1
4. I feel the school grounds and facilities are safe for students.	165 23.9%	202 29.2%	188 27.2%	103 14.9%	20 2.9%	5 0.7%	8 1.2%	691 100%	5.5
5. If I ever got sick at school, someone would take care of me.	210 30.3%	134 19.3%	186 26.8%	111 16.0%	35 5.0%	3 0.4%	15 2.2%	694 100%	5.4
6. There are clear rules to ensure students' safety at school.	257 37.0%	177 25.5%	181 26.1%	65 9.4%	11 1.6%	1 0.1%	2 0.3%	694 100%	5.9
Dimension Totals:	1,135 27.3%	985 23.7%	1,136 27.3%	632 15.2%	174 4.2%	33 0.8%	63 1.5%	4,158 100%	5.5

B. Well-Being

	Completely Agree (7)	Strongly Agree (6)	Agree (5)	Neutral (4)	Disagree (3)	Strongly Disagree (2)	Completely Disagree (1)	N	Average Rating
7. I have friends at school who care about me.	369 53.2%	142 20.5%	111 16.0%	54 7.8%	8 1.2%	4 0.6%	5 0.7%	693 100%	6.1
8. My teachers give me help on classwork when I need it.	275 39.7%	167 24.1%	159 22.9%	74 10.7%	12 1.7%	2 0.3%	4 0.6%	693 100%	5.9
9. If I feel bad, I can get help from the school staff.	159 23.0%	124 18.0%	195 28.3%	145 21.0%	33 4.8%	15 2.2%	19 2.8%	690 100%	5.2
10. I usually get a good night's sleep before going to school in the morning.	92 13.3%	87 12.6%	154 22.3%	197 28.6%	77 11.2%	33 4.8%	50 7.2%	690 100%	4.5
11. I usually eat breakfast before school.	225 32.5%	79 11.4%	108 15.6%	152 21.9%	55 7.9%	14 2.0%	60 8.7%	693 100%	5.0
12. I am treated fairly at this school.	162 23.4%	165 23.8%	184 26.6%	134 19.4%	30 4.3%	5 0.7%	12 1.7%	692 100%	5.3
Dimension Totals:	1,282 30.9%	764 18.4%	911 21.9%	756 18.2%	215 5.2%	73 1.8%	150 3.6%	4,151 100%	5.3

Middle/Intermediate School Student Survey

C. Satisfaction

	Completely Agree (7)	Strongly Agree (6)	Agree (5)	Neutral (4)	Disagree (3)	Strongly Disagree (2)	Completely Disagree (1)	N	Average Rating
13. I feel my classes are preparing me well for more schooling or for a job.	191 27.6%	169 24.4%	179 25.8%	117 16.9%	21 3.0%	6 0.9%	10 1.4%	693 100%	5.5
14. I am satisfied with the education I am receiving at my school.	189 27.4%	175 25.3%	193 27.9%	106 15.3%	12 1.7%	6 0.9%	10 1.4%	691 100%	5.5
15. My school's facilities help me learn.	197 28.4%	190 27.4%	216 31.2%	77 11.1%	7 1.0%	1 0.1%	5 0.7%	693 100%	5.7
16. I am satisfied with the quality of teaching most of my teachers provide at school.	177 25.7%	175 25.4%	206 29.9%	103 15.0%	12 1.7%	9 1.3%	6 0.9%	688 100%	5.5
17. Overall, this is a good school.	270 38.8%	171 24.6%	156 22.4%	74 10.6%	15 2.2%	2 0.3%	7 1.0%	695 100%	5.8
Dimension Totals:	1,024 29.6%	880 25.4%	950 27.5%	477 13.8%	67 1.9%	24 0.7%	38 1.1%	3,460 100%	5.6

D. Involvement/Engagement

	Completely Agree (7)	Strongly Agree (6)	Agree (5)	Neutral (4)	Disagree (3)	Strongly Disagree (2)	Completely Disagree (1)	N	Average Rating
18. If I have concerns, I feel comfortable speaking to school staff about them.	105 15.1%	111 16.0%	171 24.6%	181 26.1%	74 10.7%	15 2.2%	37 5.3%	694 100%	4.7
19. I like coming to school.	114 16.4%	125 18.0%	164 23.6%	195 28.1%	34 4.9%	23 3.3%	39 5.6%	694 100%	4.8
20. When there is a school event that I like, I participate.	164 23.6%	134 19.3%	177 25.5%	175 25.2%	23 3.3%	10 1.4%	12 1.7%	695 100%	5.2
21. I am interested in classes and programs provided at school.	144 20.8%	139 20.1%	207 29.9%	156 22.5%	27 3.9%	4 0.6%	16 2.3%	693 100%	5.2
Dimension Totals:	527 19.0%	509 18.3%	719 25.9%	707 25.5%	158 5.7%	52 1.9%	104 3.7%	2,776 100%	5.0

A. Safety

	Completely Agree (7)	Strongly Agree (6)	Agree (5)	Neutral (4)	Disagree (3)	Strongly Disagree (2)	Completely Disagree (1)	N	Average Rating
1. My child is safe at school.	51 24.5%	68 32.7%	71 34.1%	16 7.7%	1 0.5%	1 0.5%	0 0.0%	208 100%	5.7
2. My child is safe from harassment, intimidation, and threats at school.	33 15.9%	52 25.1%	79 38.2%	27 13.0%	13 6.3%	2 1.0%	1 0.5%	207 100%	5.3
3. My child has a caring adult to ensure my child's safety at school.	49 23.7%	55 26.6%	83 40.1%	17 8.2%	3 1.4%	0 0.0%	0 0.0%	207 100%	5.6
4. The school grounds and facilities are safe for my child.	42 20.2%	55 26.4%	86 41.3%	20 9.6%	4 1.9%	1 0.5%	0 0.0%	208 100%	5.5
5. Threats, intimidation, harassment, or hazing are rare in this school.	31 15.1%	46 22.4%	77 37.6%	31 15.1%	16 7.8%	3 1.5%	1 0.5%	205 100%	5.2
6. My child's school has clear rules to maintain students' safety at school.	63 30.4%	73 35.3%	64 30.9%	6 2.9%	0 0.0%	1 0.5%	0 0.0%	207 100%	5.9
Dimension Totals:	269 21.7%	349 28.1%	460 37.0%	117 9.4%	37 3.0%	8 0.6%	2 0.2%	1,242 100%	5.5

B. Well-Being

	Completely Agree (7)	Strongly Agree (6)	Agree (5)	Neutral (4)	Disagree (3)	Strongly Disagree (2)	Completely Disagree (1)	N	Average Rating
7. My child has friends in school who care about my child.	60 28.8%	65 31.3%	67 32.2%	11 5.3%	4 1.9%	1 0.5%	0 0.0%	208 100%	5.8
8. My child's teachers provide help on classwork when my child needs it.	52 25.1%	64 30.9%	69 33.3%	11 5.3%	9 4.3%	1 0.5%	1 0.5%	207 100%	5.6
9. If my child ever got sick at school, someone would take care of my child.	52 25.1%	59 28.5%	67 32.4%	25 12.1%	3 1.4%	0 0.0%	1 0.5%	207 100%	5.6
10. My child is well-rested for school.	55 26.6%	61 29.5%	64 30.9%	22 10.6%	5 2.4%	0 0.0%	0 0.0%	207 100%	5.7
11. My child is fed before school.	99 47.6%	48 23.1%	52 25.0%	8 3.8%	1 0.5%	0 0.0%	0 0.0%	208 100%	6.1
12. Students are treated fairly at school.	41 19.9%	54 26.2%	75 36.4%	24 11.7%	9 4.4%	2 1.0%	1 0.5%	206 100%	5.4
Dimension Totals:	359 28.9%	351 28.2%	394 31.7%	101 8.1%	31 2.5%	4 0.3%	3 0.2%	1,243 100%	5.7

C. Satisfaction

	Completely Agree (7)	Strongly Agree (6)	Agree (5)	Neutral (4)	Disagree (3)	Strongly Disagree (2)	Completely Disagree (1)	N	Average Rating
13. I am satisfied with the education my child is receiving at school.	51 24.5%	66 31.7%	70 33.7%	10 4.8%	7 3.4%	2 1.0%	2 1.0%	208 100%	5.6
14. I am satisfied with the quality of resources the DOE provides to teachers and students for learning.	40 19.3%	55 26.6%	65 31.4%	33 15.9%	10 4.8%	2 1.0%	2 1.0%	207 100%	5.3
15. I am satisfied with the printed materials, e-mail/online, phone/text, or in-person meetings used by the school to communicate with me.	52 25.0%	71 34.1%	62 29.8%	12 5.8%	8 3.8%	2 1.0%	1 0.5%	208 100%	5.7
16. My child's teachers seek ways to improve my child's academic progress.	34 16.5%	59 28.6%	71 34.5%	30 14.6%	9 4.4%	1 0.5%	2 1.0%	206 100%	5.3
Dimension Totals:	177 21.4%	251 30.3%	268 32.3%	85 10.3%	34 4.1%	7 0.8%	7 0.8%	829 100%	5.5

D. Involvement/Engagement

	Completely Agree (7)	Strongly Agree (6)	Agree (5)	Neutral (4)	Disagree (3)	Strongly Disagree (2)	Completely Disagree (1)	N	Average Rating
17. Teachers are available to discuss my child's work or behavior.	45 21.8%	58 28.2%	71 34.5%	24 11.7%	5 2.4%	1 0.5%	2 1.0%	206 100%	5.5
18. If I have concerns, I am taken seriously by school administrators.	43 21.2%	53 26.1%	67 33.0%	30 14.8%	3 1.5%	2 1.0%	5 2.5%	203 100%	5.4
19. The school staff makes me feel welcome at the school.	45 21.7%	51 24.6%	78 37.7%	23 11.1%	4 1.9%	2 1.0%	4 1.9%	207 100%	5.4
20. The school gives me opportunities to participate in important decisions about my child's education.	36 17.5%	56 27.2%	75 36.4%	25 12.1%	7 3.4%	2 1.0%	5 2.4%	206 100%	5.3
21. Most of my child's teachers work with me to improve my child's learning	28 13.7%	57 27.8%	64 31.2%	43 21.0%	7 3.4%	1 0.5%	5 2.4%	205 100%	5.2
22. The school has encouraged me to participate in classroom and school activities.	29 13.9%	47 22.6%	75 36.1%	40 19.2%	8 3.8%	2 1.0%	7 3.4%	208 100%	5.1
Dimension Totals:	226 18.3%	322 26.1%	430 34.8%	185 15.0%	34 2.8%	10 0.8%	28 2.3%	1,235 100%	5.3

Teacher Survey

A. Safety

	Completely Agree (7)	Strongly Agree (6)	Agree (5)	Neutral (4)	Disagree (3)	Strongly Disagree (2)	Completely Disagree (1)	N	Average Rating
1. I feel safe at school.	30 71.4%	9 21.4%	3 7.1%	0 0.0%	0 0.0%	0 0.0%	0 0.0%	42 100%	6.6
2. The school effectively handles staff discipline problems.	15 35.7%	16 38.1%	9 21.4%	1 2.4%	1 2.4%	0 0.0%	0 0.0%	42 100%	6.0
3. I feel safe from harassment, intimidation, and threats at school.	25 59.5%	11 26.2%	5 11.9%	0 0.0%	1 2.4%	0 0.0%	0 0.0%	42 100%	6.4
4. I feel the grounds and facilities at school are safe for staff.	24 57.1%	10 23.8%	7 16.7%	1 2.4%	0 0.0%	0 0.0%	0 0.0%	42 100%	6.4
5. The established safety policies at school make me feel safe.	20 47.6%	13 31.0%	9 21.4%	0 0.0%	0 0.0%	0 0.0%	0 0.0%	42 100%	6.3
6. My school has clear rules for staff behavior.	18 42.9%	15 35.7%	9 21.4%	0 0.0%	0 0.0%	0 0.0%	0 0.0%	42 100%	6.2
Dimension Totals:	132 52.4%	74 29.4%	42 16.7%	2 0.8%	2 0.8%	0 0.0%	0 0.0%	252 100%	6.3

B. Well-Being

	Completely Agree (7)	Strongly Agree (6)	Agree (5)	Neutral (4)	Disagree (3)	Strongly Disagree (2)	Completely Disagree (1)	N	Average Rating
7. I have colleagues at school who care about me.	27 64.3%	8 19.0%	5 11.9%	2 4.8%	0 0.0%	0 0.0%	0 0.0%	42 100%	6.4
8. My leadership provides me with effective advice when I have problems on the job.	18 42.9%	16 38.1%	5 11.9%	3 7.1%	0 0.0%	0 0.0%	0 0.0%	42 100%	6.2
9. My school provides me with the support I need to do my job well.	17 40.5%	14 33.3%	7 16.7%	2 4.8%	2 4.8%	0 0.0%	0 0.0%	42 100%	6.0
10. I feel staff are treated fairly at school.	14 33.3%	14 33.3%	7 16.7%	4 9.5%	1 2.4%	2 4.8%	0 0.0%	42 100%	5.7
Dimension Totals:	76 45.2%	52 31.0%	24 14.3%	11 6.5%	3 1.8%	2 1.2%	0 0.0%	168 100%	6.1

C. Satisfaction

	Completely Agree (7)	Strongly Agree (6)	Agree (5)	Neutral (4)	Disagree (3)	Strongly Disagree (2)	Completely Disagree (1)	N	Average Rating
11. I enjoy working at my school.	23 54.8%	9 21.4%	5 11.9%	4 9.5%	1 2.4%	0 0.0%	0 0.0%	42 100%	6.2
12. I am satisfied with the quality of resources the DOE provides to teachers and students for learning.	6 14.3%	9 21.4%	15 35.7%	8 19.0%	2 4.8%	1 2.4%	1 2.4%	42 100%	5.0
13. I am satisfied with the professional development opportunities the DOE provides for me.	7 16.7%	8 19.0%	21 50.0%	4 9.5%	1 2.4%	0 0.0%	1 2.4%	42 100%	5.3
14. I am satisfied with the respect and value my school gives to my role.	15 35.7%	15 35.7%	9 21.4%	2 4.8%	0 0.0%	1 2.4%	0 0.0%	42 100%	6.0
15. I am satisfied with the opportunities I have to contribute to policy decisions that affect my school.	10 23.8%	14 33.3%	11 26.2%	6 14.3%	0 0.0%	0 0.0%	1 2.4%	42 100%	5.6
Dimension Totals:	61 29.0%	55 26.2%	61 29.0%	24 11.4%	4 1.9%	2 1.0%	3 1.4%	210 100%	5.6

D. Involvement/Engagement

	Completely Agree (7)	Strongly Agree (6)	Agree (5)	Neutral (4)	Disagree (3)	Strongly Disagree (2)	Completely Disagree (1)	N	Average Rating
16. If I have concerns, my leadership responds in a timely manner.	14 33.3%	14 33.3%	11 26.2%	2 4.8%	0 0.0%	1 2.4%	0 0.0%	42 100%	5.9
17. I am proud of the events, meetings, or programs my school provides.	16 38.1%	13 31.0%	9 21.4%	4 9.5%	0 0.0%	0 0.0%	0 0.0%	42 100%	6.0
18. For teachers/staff, I feel comfortable speaking to my school administrator; for principals, I feel comfortable speaking to my Complex Area Superintendent.	19 45.2%	12 28.6%	9 21.4%	1 2.4%	0 0.0%	1 2.4%	0 0.0%	42 100%	6.1
19. I can offer my opinions freely on ways to make improvements at my school.	15 35.7%	16 38.1%	8 19.0%	2 4.8%	0 0.0%	1 2.4%	0 0.0%	42 100%	6.0
20. I feel I am an integral, vital part of the educational community in which I work.	15 35.7%	14 33.3%	8 19.0%	4 9.5%	0 0.0%	1 2.4%	0 0.0%	42 100%	5.9
Dimension Totals:	79 37.6%	69 32.9%	45 21.4%	13 6.2%	0 0.0%	4 1.9%	0 0.0%	210 100%	6.0