

---

# School Quality Survey

## Red Hill Elementary

Spring 2016

---

---

Hawaii Department of Education  
Office of Strategy, Innovation, and Performance  
Assessment and Accountability Branch  
Accountability Section

Publication Date: July 2016

### School survey size and return rate:

Group	# Distributed	# Returned	Return Rate (%)
Students:	148	136	91.8%
Parents	148	34	22.9%
Teachers:	27	24	88.8%

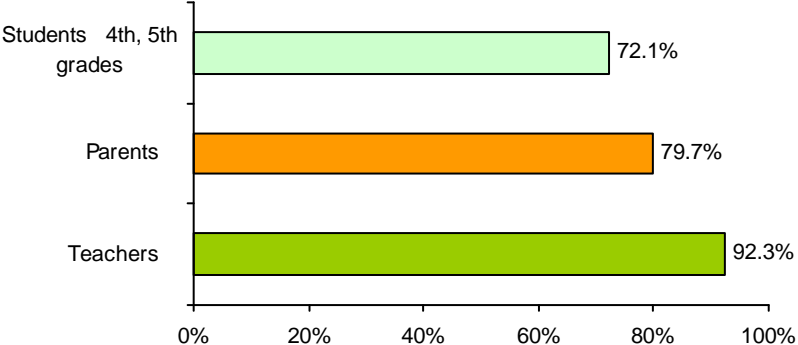
# SQS Summary Table

Dimension	Group		Percent (%) Response			
			Average (7-1)	Positive (> 4.0)	Neutral (= 4.0)	Negative (< 4.0)
A. Safety	Students	4th, 5th grades	5.4	72.1%	17.7%	10%
	Parents		5.5	79.7%	9.4%	10.8%
	Teachers		6.0	92.3%	2.7%	4.8%
B. Well-Being	Students	4th, 5th grades	5.6	78.8%	13.9%	7.2%
	Parents		6.0	93.5%	3.9%	2.4%
	Teachers		6.1	92.5%	4.2%	3.1%
C. Satisfaction	Students	4th, 5th grades	5.9	85.4%	10.1%	4.3%
	Parents		5.3	77.6%	9.7%	12.6%
	Teachers		5.9	89.1%	7.5%	3.3%
D. Involvement/Engagement	Students	4th, 5th grades	5.7	80%	15.3%	4.6%
	Parents		5.6	80.3%	12.2%	7.3%
	Teachers		6.1	91.6%	5.8%	2.5%

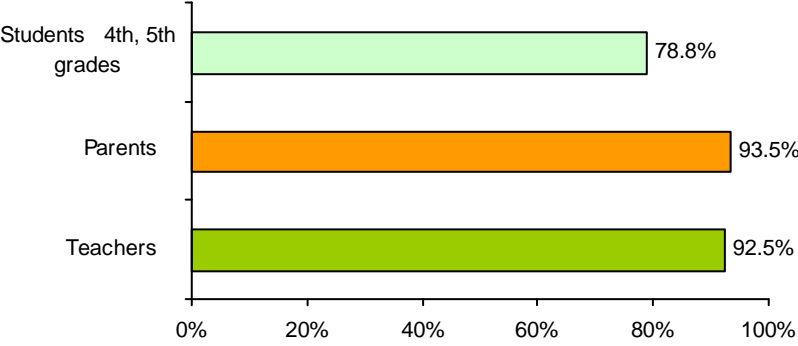
# SQS Summary Figure

Dimension	Group	Percent Positive Response
-----------	-------	---------------------------

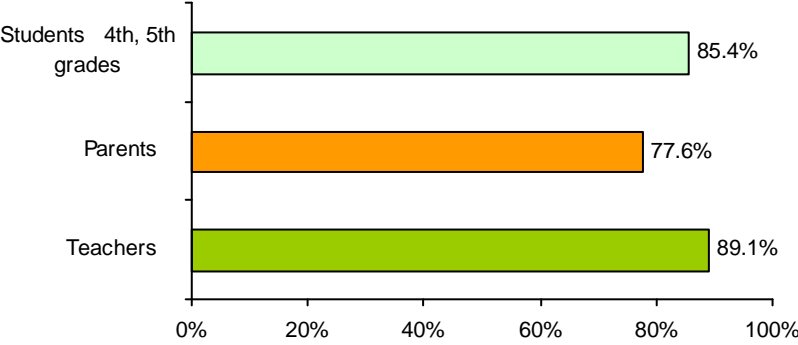
## A. Safety



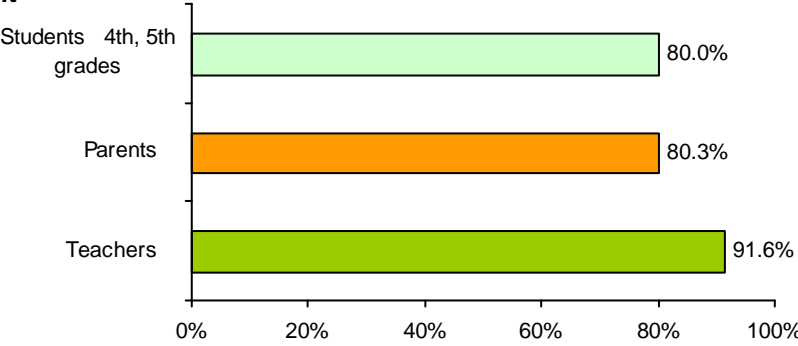
## B. Well-Being



## C. Satisfaction



## D. Involvement/Engagement



## Elementary School Student Survey

### A. Safety

	Completely Agree (7)	Strongly Agree (6)	Agree (5)	Neutral (4)	Disagree (3)	Strongly Disagree (2)	Completely Disagree (1)	N	Average Rating
1. I feel safe at school.	49 36.0%	29 21.3%	23 16.9%	23 16.9%	7 5.1%	1 0.7%	4 2.9%	136 100%	5.5
2. Students at my school who do not behave are disciplined.	25 18.8%	12 9.0%	33 24.8%	46 34.6%	11 8.3%	2 1.5%	4 3.0%	133 100%	4.8
3. I feel safe from the mean kids at my school.	38 28.4%	14 10.4%	24 17.9%	26 19.4%	17 12.7%	3 2.2%	12 9.0%	134 100%	4.8
4. I feel the school buildings are safe for students.	51 39.2%	27 20.8%	25 19.2%	20 15.4%	2 1.5%	2 1.5%	3 2.3%	130 100%	5.7
5. If I ever got sick at school, someone would take care of me.	58 44.3%	27 20.6%	21 16.0%	16 12.2%	9 6.9%	0 0.0%	0 0.0%	131 100%	5.8
6. There are clear rules to ensure students' safety at school.	65 50.0%	28 21.5%	24 18.5%	10 7.7%	0 0.0%	1 0.8%	2 1.5%	130 100%	6.1
<b>Dimension Totals:</b>	286 36.0%	137 17.3%	150 18.9%	141 17.8%	46 5.8%	9 1.1%	25 3.1%	794 100%	5.4

### B. Well-Being

	Completely Agree (7)	Strongly Agree (6)	Agree (5)	Neutral (4)	Disagree (3)	Strongly Disagree (2)	Completely Disagree (1)	N	Average Rating
7. I have friends at school who care about me.	85 64.4%	15 11.4%	14 10.6%	14 10.6%	1 0.8%	0 0.0%	3 2.3%	132 100%	6.2
8. My teachers give me help when I need it.	63 48.5%	32 24.6%	18 13.8%	11 8.5%	3 2.3%	2 1.5%	1 0.8%	130 100%	6.0
9. If I feel bad, I can get help from the school staff.	37 28.0%	33 25.0%	32 24.2%	21 15.9%	5 3.8%	2 1.5%	2 1.5%	132 100%	5.5
10. I usually get a good night's sleep before going to school in the morning.	39 29.8%	29 22.1%	29 22.1%	21 16.0%	8 6.1%	1 0.8%	4 3.1%	131 100%	5.4
11. I usually have something to eat before school starts in the morning.	67 49.6%	22 16.3%	21 15.6%	13 9.6%	6 4.4%	1 0.7%	5 3.7%	135 100%	5.8
12. I am treated fairly at this school.	37 28.9%	27 21.1%	21 16.4%	30 23.4%	8 6.3%	1 0.8%	4 3.1%	128 100%	5.3
<b>Dimension Totals:</b>	328 41.6%	158 20.1%	135 17.1%	110 14.0%	31 3.9%	7 0.9%	19 2.4%	788 100%	5.7

## Elementary School Student Survey

### C. Satisfaction

	Completely Agree (7)	Strongly Agree (6)	Agree (5)	Neutral (4)	Disagree (3)	Strongly Disagree (2)	Completely Disagree (1)	N	Average Rating
13. My teachers really listen when I talk.	58 44.6%	22 16.9%	25 19.2%	17 13.1%	5 3.8%	0 0.0%	3 2.3%	130 100%	5.8
14. My teachers want me to learn a lot.	96 72.2%	18 13.5%	16 12.0%	2 1.5%	1 0.8%	0 0.0%	0 0.0%	133 100%	6.5
15. I like what I am learning at school.	51 38.3%	30 22.6%	27 20.3%	18 13.5%	6 4.5%	0 0.0%	1 0.8%	133 100%	5.7
16. The school building has everything I need to learn.	46 34.1%	31 23.0%	25 18.5%	23 17.0%	6 4.4%	2 1.5%	2 1.5%	135 100%	5.5
17. My teachers teach me new things in school.	69 51.5%	31 23.1%	26 19.4%	5 3.7%	2 1.5%	0 0.0%	1 0.7%	134 100%	6.2
18. My school is a good school.	62 47.0%	28 21.2%	20 15.2%	16 12.1%	2 1.5%	1 0.8%	3 2.3%	132 100%	5.9
<b>Dimension</b>	382	160	139	81	22	3	10	797	5.9
<b>Totals:</b>	47.9%	20.1%	17.4%	10.2%	2.8%	0.4%	1.3%	100%	

### D. Involvement/Engagement

	Completely Agree (7)	Strongly Agree (6)	Agree (5)	Neutral (4)	Disagree (3)	Strongly Disagree (2)	Completely Disagree (1)	N	Average Rating
19. I like coming to school.	45 33.3%	26 19.3%	26 19.3%	25 18.5%	7 5.2%	0 0.0%	6 4.4%	135 100%	5.4
20. When there is a school event that I like, I participate.	59 43.7%	22 16.3%	29 21.5%	21 15.6%	2 1.5%	0 0.0%	2 1.5%	135 100%	5.8
21. I enjoy talking to my teachers.	55 40.4%	29 21.3%	25 18.4%	23 16.9%	2 1.5%	0 0.0%	2 1.5%	136 100%	5.8
22. I like the classes and programs at school.	65 48.1%	26 19.3%	26 19.3%	14 10.4%	1 0.7%	2 1.5%	1 0.7%	135 100%	6.0
<b>Dimension</b>	224	103	106	83	12	2	11	541	5.7
<b>Totals:</b>	41.4%	19.0%	19.6%	15.3%	2.2%	0.4%	2.0%	100%	

**A. Safety**

	Completely Agree (7)	Strongly Agree (6)	Agree (5)	Neutral (4)	Disagree (3)	Strongly Disagree (2)	Completely Disagree (1)	N	Average Rating
1. My child is safe at school.	13 38.2%	5 14.7%	11 32.4%	2 5.9%	3 8.8%	0 0.0%	0 0.0%	34 100%	5.7
2. My child is safe from harassment, intimidation, and threats at school.	10 29.4%	5 14.7%	11 32.4%	4 11.8%	4 11.8%	0 0.0%	0 0.0%	34 100%	5.4
3. My child has a caring adult to ensure my child's safety at school.	15 44.1%	5 14.7%	11 32.4%	2 5.9%	1 2.9%	0 0.0%	0 0.0%	34 100%	5.9
4. The school grounds and facilities are safe for my child.	11 33.3%	6 18.2%	8 24.2%	5 15.2%	1 3.0%	0 0.0%	2 6.1%	33 100%	5.4
5. Threats, intimidation, harassment, or hazing are rare in this school.	11 33.3%	4 12.1%	8 24.2%	3 9.1%	6 18.2%	1 3.0%	0 0.0%	33 100%	5.2
6. My child's school has clear rules to maintain students' safety at school.	12 35.3%	4 11.8%	11 32.4%	3 8.8%	3 8.8%	1 2.9%	0 0.0%	34 100%	5.5
<b>Dimension Totals:</b>	72 35.6%	29 14.4%	60 29.7%	19 9.4%	18 8.9%	2 1.0%	2 1.0%	202 100%	5.5

**B. Well-Being**

	Completely Agree (7)	Strongly Agree (6)	Agree (5)	Neutral (4)	Disagree (3)	Strongly Disagree (2)	Completely Disagree (1)	N	Average Rating
7. My child has friends in school who care about my child.	15 44.1%	3 8.8%	15 44.1%	1 2.9%	0 0.0%	0 0.0%	0 0.0%	34 100%	5.9
8. My child's teachers provide help on classwork when my child needs it.	15 44.1%	7 20.6%	7 20.6%	4 11.8%	1 2.9%	0 0.0%	0 0.0%	34 100%	5.9
9. If my child ever got sick at school, someone would take care of my child.	12 35.3%	6 17.6%	14 41.2%	1 2.9%	0 0.0%	1 2.9%	0 0.0%	34 100%	5.8
10. My child is well-rested for school.	17 50.0%	11 32.4%	5 14.7%	0 0.0%	1 2.9%	0 0.0%	0 0.0%	34 100%	6.3
11. My child is fed before school.	21 61.8%	7 20.6%	6 17.6%	0 0.0%	0 0.0%	0 0.0%	0 0.0%	34 100%	6.4
12. Students are treated fairly at school.	14 43.8%	5 15.6%	9 28.1%	2 6.3%	1 3.1%	1 3.1%	0 0.0%	32 100%	5.8
<b>Dimension Totals:</b>	94 46.5%	39 19.3%	56 27.7%	8 4.0%	3 1.5%	2 1.0%	0 0.0%	202 100%	6.0

**C. Satisfaction**

	Completely Agree (7)	Strongly Agree (6)	Agree (5)	Neutral (4)	Disagree (3)	Strongly Disagree (2)	Completely Disagree (1)	N	Average Rating
13. I am satisfied with the education my child is receiving at school.	12 36.4%	4 12.1%	9 27.3%	4 12.1%	1 3.0%	1 3.0%	2 6.1%	33 100%	5.3
14. I am satisfied with the quality of resources the DOE provides to teachers and students for learning.	9 27.3%	6 18.2%	9 27.3%	3 9.1%	4 12.1%	0 0.0%	2 6.1%	33 100%	5.2
15. I am satisfied with the printed materials, e-mail/online, phone/text, or in-person meetings used by the school to communicate with me.	8 23.5%	10 29.4%	9 26.5%	4 11.8%	1 2.9%	1 2.9%	1 2.9%	34 100%	5.4
16. My child's teachers seek ways to improve my child's academic progress.	14 41.2%	6 17.6%	8 23.5%	2 5.9%	3 8.8%	1 2.9%	0 0.0%	34 100%	5.7
<b>Dimension Totals:</b>	43 32.1%	26 19.4%	35 26.1%	13 9.7%	9 6.7%	3 2.2%	5 3.7%	134 100%	5.4

**D. Involvement/Engagement**

	Completely Agree (7)	Strongly Agree (6)	Agree (5)	Neutral (4)	Disagree (3)	Strongly Disagree (2)	Completely Disagree (1)	N	Average Rating
17. Teachers are available to discuss my child's work or behavior.	18 52.9%	4 11.8%	7 20.6%	3 8.8%	1 2.9%	0 0.0%	1 2.9%	34 100%	5.9
18. If I have concerns, I am taken seriously by school administrators.	10 29.4%	9 26.5%	5 14.7%	8 23.5%	0 0.0%	0 0.0%	2 5.9%	34 100%	5.4
19. The school staff makes me feel welcome at the school.	13 38.2%	8 23.5%	7 20.6%	3 8.8%	0 0.0%	1 2.9%	2 5.9%	34 100%	5.6
20. The school gives me opportunities to participate in important decisions about my child's education.	14 41.2%	7 20.6%	8 23.5%	3 8.8%	2 5.9%	0 0.0%	0 0.0%	34 100%	5.8
21. Most of my child's teachers work with me to improve my child's learning	14 41.2%	7 20.6%	6 17.6%	5 14.7%	0 0.0%	1 2.9%	1 2.9%	34 100%	5.7
22. The school has encouraged me to participate in classroom and school activities.	11 32.4%	8 23.5%	8 23.5%	3 8.8%	3 8.8%	0 0.0%	1 2.9%	34 100%	5.5
<b>Dimension Totals:</b>	80 39.2%	43 21.1%	41 20.1%	25 12.3%	6 2.9%	2 1.0%	7 3.4%	204 100%	5.6

## Teacher Survey

### A. Safety

	Completely Agree (7)	Strongly Agree (6)	Agree (5)	Neutral (4)	Disagree (3)	Strongly Disagree (2)	Completely Disagree (1)	N	Average Rating
1. I feel safe at school.	14 58.3%	6 25.0%	2 8.3%	1 4.2%	1 4.2%	0 0.0%	0 0.0%	24 100%	6.3
2. The school effectively handles staff discipline problems.	5 20.8%	11 45.8%	5 20.8%	2 8.3%	1 4.2%	0 0.0%	0 0.0%	24 100%	5.7
3. I feel safe from harassment, intimidation, and threats at school.	15 62.5%	4 16.7%	3 12.5%	0 0.0%	2 8.3%	0 0.0%	0 0.0%	24 100%	6.3
4. I feel the grounds and facilities at school are safe for staff.	13 54.2%	6 25.0%	4 16.7%	0 0.0%	1 4.2%	0 0.0%	0 0.0%	24 100%	6.3
5. The established safety policies at school make me feel safe.	11 45.8%	7 29.2%	4 16.7%	1 4.2%	0 0.0%	0 0.0%	1 4.2%	24 100%	6.0
6. My school has clear rules for staff behavior.	7 29.2%	11 45.8%	5 20.8%	0 0.0%	0 0.0%	0 0.0%	1 4.2%	24 100%	5.9
<b>Dimension Totals:</b>	65 45.1%	45 31.3%	23 16.0%	4 2.8%	5 3.5%	0 0.0%	2 1.4%	144 100%	6.1

### B. Well-Being

	Completely Agree (7)	Strongly Agree (6)	Agree (5)	Neutral (4)	Disagree (3)	Strongly Disagree (2)	Completely Disagree (1)	N	Average Rating
7. I have colleagues at school who care about me.	14 58.3%	5 20.8%	5 20.8%	0 0.0%	0 0.0%	0 0.0%	0 0.0%	24 100%	6.4
8. My leadership provides me with effective advice when I have problems on the job.	13 56.5%	4 17.4%	3 13.0%	2 8.7%	1 4.3%	0 0.0%	0 0.0%	23 100%	6.1
9. My school provides me with the support I need to do my job well.	13 54.2%	6 25.0%	3 12.5%	1 4.2%	1 4.2%	0 0.0%	0 0.0%	24 100%	6.2
10. I feel staff are treated fairly at school.	7 30.4%	8 34.8%	6 26.1%	1 4.3%	1 4.3%	0 0.0%	0 0.0%	23 100%	5.8
<b>Dimension Totals:</b>	47 50.0%	23 24.5%	17 18.1%	4 4.3%	3 3.2%	0 0.0%	0 0.0%	94 100%	6.1



**C. Satisfaction**

	Completely Agree (7)	Strongly Agree (6)	Agree (5)	Neutral (4)	Disagree (3)	Strongly Disagree (2)	Completely Disagree (1)	N	Average Rating
11. I enjoy working at my school.	15 62.5%	3 12.5%	4 16.7%	2 8.3%	0 0.0%	0 0.0%	0 0.0%	24 100%	6.3
12. I am satisfied with the quality of resources the DOE provides to teachers and students for learning.	9 37.5%	2 8.3%	7 29.2%	3 12.5%	3 12.5%	0 0.0%	0 0.0%	24 100%	5.5
13. I am satisfied with the professional development opportunities the DOE provides for me.	8 33.3%	5 20.8%	10 41.7%	1 4.2%	0 0.0%	0 0.0%	0 0.0%	24 100%	5.8
14. I am satisfied with the respect and value my school gives to my role.	12 50.0%	6 25.0%	5 20.8%	1 4.2%	0 0.0%	0 0.0%	0 0.0%	24 100%	6.2
15. I am satisfied with the opportunities I have to contribute to policy decisions that affect my school.	9 37.5%	6 25.0%	6 25.0%	2 8.3%	1 4.2%	0 0.0%	0 0.0%	24 100%	5.8
<b>Dimension Totals:</b>	53 44.2%	22 18.3%	32 26.7%	9 7.5%	4 3.3%	0 0.0%	0 0.0%	120 100%	5.9

**D. Involvement/Engagement**

	Completely Agree (7)	Strongly Agree (6)	Agree (5)	Neutral (4)	Disagree (3)	Strongly Disagree (2)	Completely Disagree (1)	N	Average Rating
16. If I have concerns, my leadership responds in a timely manner.	10 41.7%	7 29.2%	5 20.8%	1 4.2%	1 4.2%	0 0.0%	0 0.0%	24 100%	6.0
17. I am proud of the events, meetings, or programs my school provides.	13 54.2%	6 25.0%	4 16.7%	1 4.2%	0 0.0%	0 0.0%	0 0.0%	24 100%	6.3
18. For teachers/staff, I feel comfortable speaking to my school administrator; for principals, I feel comfortable speaking to my Complex Area Superintendent.	14 58.3%	5 20.8%	2 8.3%	1 4.2%	2 8.3%	0 0.0%	0 0.0%	24 100%	6.2
19. I can offer my opinions freely on ways to make improvements at my school.	11 45.8%	6 25.0%	5 20.8%	2 8.3%	0 0.0%	0 0.0%	0 0.0%	24 100%	6.1
20. I feel I am an integral, vital part of the educational community in which I work.	11 45.8%	6 25.0%	5 20.8%	2 8.3%	0 0.0%	0 0.0%	0 0.0%	24 100%	6.1
<b>Dimension Totals:</b>	59 49.2%	30 25.0%	21 17.5%	7 5.8%	3 2.5%	0 0.0%	0 0.0%	120 100%	6.1