
School Quality Survey

Alvah A. Scott Elementary

Spring 2016

Hawaii Department of Education
Office of Strategy, Innovation, and Performance
Assessment and Accountability Branch
Accountability Section

Publication Date: July 2016

School survey size and return rate:

Group	# Distributed	# Returned	Return Rate (%)
Students:	143	131	91.6%
Parents	143	57	39.8%
Teachers:	28	15	53.5%

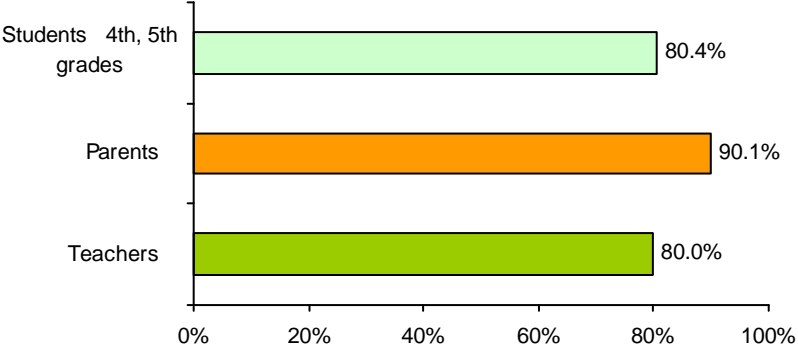
SQS Summary Table

Dimension	Group		Percent (%) Response			
			Average (7-1)	Positive (> 4.0)	Neutral (= 4.0)	Negative (< 4.0)
A. Safety	Students	4th, 5th grades	5.6	80.4%	12.5%	7%
	Parents		5.7	90.1%	7.4%	2.3%
	Teachers		5.4	80%	11.1%	8.8%
B. Well-Being	Students	4th, 5th grades	5.7	81.6%	12.2%	6%
	Parents		5.8	92.6%	4.9%	2.3%
	Teachers		5.2	68.3%	18.3%	13.3%
C. Satisfaction	Students	4th, 5th grades	6.2	92.5%	6%	1.4%
	Parents		5.2	75.7%	14.9%	9.2%
	Teachers		4.6	57.3%	18.6%	24%
D. Involvement/Engagement	Students	4th, 5th grades	5.8	84.4%	10.8%	4.6%
	Parents		5.6	83.4%	13%	3.5%
	Teachers		5.1	74.6%	16%	9.3%

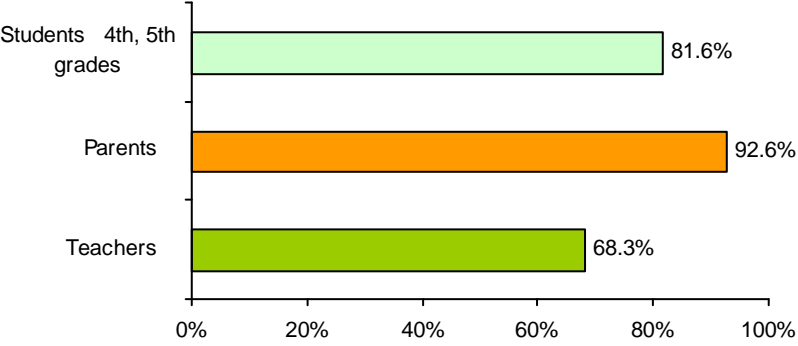
SQS Summary Figure

Dimension	Group	Percent Positive Response
-----------	-------	---------------------------

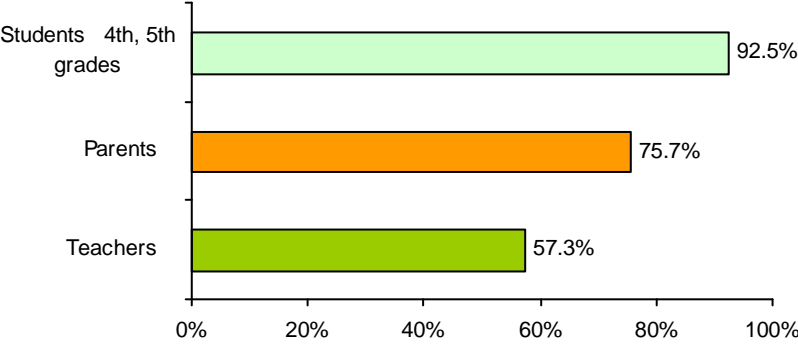
A. Safety



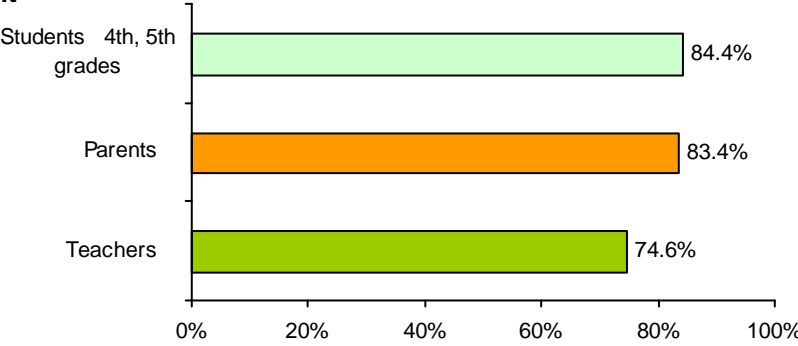
B. Well-Being



C. Satisfaction



D. Involvement/Engagement



Elementary School Student Survey

A. Safety

	Completely Agree (7)	Strongly Agree (6)	Agree (5)	Neutral (4)	Disagree (3)	Strongly Disagree (2)	Completely Disagree (1)	N	Average Rating
1. I feel safe at school.	57 43.8%	37 28.5%	26 20.0%	9 6.9%	1 0.8%	0 0.0%	0 0.0%	130 100%	6.1
2. Students at my school who do not behave are disciplined.	28 21.9%	26 20.3%	28 21.9%	31 24.2%	11 8.6%	1 0.8%	3 2.3%	128 100%	5.1
3. I feel safe from the mean kids at my school.	23 17.7%	23 17.7%	25 19.2%	32 24.6%	13 10.0%	7 5.4%	7 5.4%	130 100%	4.7
4. I feel the school buildings are safe for students.	56 43.8%	36 28.1%	19 14.8%	12 9.4%	3 2.3%	1 0.8%	1 0.8%	128 100%	6.0
5. If I ever got sick at school, someone would take care of me.	65 51.6%	22 17.5%	23 18.3%	11 8.7%	2 1.6%	1 0.8%	2 1.6%	126 100%	6.0
6. There are clear rules to ensure students' safety at school.	68 52.7%	30 23.3%	28 21.7%	2 1.6%	0 0.0%	0 0.0%	1 0.8%	129 100%	6.2
Dimension Totals:	297 38.5%	174 22.6%	149 19.3%	97 12.6%	30 3.9%	10 1.3%	14 1.8%	771 100%	5.7

B. Well-Being

	Completely Agree (7)	Strongly Agree (6)	Agree (5)	Neutral (4)	Disagree (3)	Strongly Disagree (2)	Completely Disagree (1)	N	Average Rating
7. I have friends at school who care about me.	72 56.3%	21 16.4%	21 16.4%	10 7.8%	3 2.3%	0 0.0%	1 0.8%	128 100%	6.1
8. My teachers give me help when I need it.	77 59.7%	30 23.3%	15 11.6%	6 4.7%	0 0.0%	0 0.0%	1 0.8%	129 100%	6.3
9. If I feel bad, I can get help from the school staff.	39 29.8%	36 27.5%	27 20.6%	20 15.3%	4 3.1%	0 0.0%	5 3.8%	131 100%	5.5
10. I usually get a good night's sleep before going to school in the morning.	38 29.5%	29 22.5%	25 19.4%	22 17.1%	5 3.9%	4 3.1%	6 4.7%	129 100%	5.3
11. I usually have something to eat before school starts in the morning.	63 49.6%	15 11.8%	19 15.0%	16 12.6%	7 5.5%	4 3.1%	3 2.4%	127 100%	5.7
12. I am treated fairly at this school.	57 43.8%	24 18.5%	24 18.5%	21 16.2%	3 2.3%	0 0.0%	1 0.8%	130 100%	5.8
Dimension Totals:	346 44.7%	155 20.0%	131 16.9%	95 12.3%	22 2.8%	8 1.0%	17 2.2%	774 100%	5.8

Elementary School Student Survey

C. Satisfaction

	Completely Agree (7)	Strongly Agree (6)	Agree (5)	Neutral (4)	Disagree (3)	Strongly Disagree (2)	Completely Disagree (1)	N	Average Rating
13. My teachers really listen when I talk.	70 54.7%	22 17.2%	22 17.2%	12 9.4%	0 0.0%	1 0.8%	1 0.8%	128 100%	6.1
14. My teachers want me to learn a lot.	105 82.0%	14 10.9%	8 6.3%	1 0.8%	0 0.0%	0 0.0%	0 0.0%	128 100%	6.7
15. I like what I am learning at school.	62 48.1%	28 21.7%	22 17.1%	15 11.6%	0 0.0%	1 0.8%	1 0.8%	129 100%	6.0
16. The school building has everything I need to learn.	54 41.9%	39 30.2%	23 17.8%	8 6.2%	3 2.3%	0 0.0%	2 1.6%	129 100%	6.0
17. My teachers teach me new things in school.	78 60.0%	26 20.0%	22 16.9%	3 2.3%	0 0.0%	0 0.0%	1 0.8%	130 100%	6.3
18. My school is a good school.	82 62.6%	23 17.6%	17 13.0%	8 6.1%	0 0.0%	0 0.0%	1 0.8%	131 100%	6.3
Dimension	451	152	114	47	3	2	6	775	6.3
Totals:	58.2%	19.6%	14.7%	6.1%	0.4%	0.3%	0.8%	100%	6.3

D. Involvement/Engagement

	Completely Agree (7)	Strongly Agree (6)	Agree (5)	Neutral (4)	Disagree (3)	Strongly Disagree (2)	Completely Disagree (1)	N	Average Rating
19. I like coming to school.	56 43.4%	21 16.3%	25 19.4%	17 13.2%	3 2.3%	0 0.0%	7 5.4%	129 100%	5.6
20. When there is a school event that I like, I participate.	61 47.3%	19 14.7%	25 19.4%	17 13.2%	0 0.0%	0 0.0%	7 5.4%	129 100%	5.7
21. I enjoy talking to my teachers.	64 49.2%	27 20.8%	22 16.9%	13 10.0%	0 0.0%	1 0.8%	3 2.3%	130 100%	6.0
22. I like the classes and programs at school.	73 57.0%	22 17.2%	21 16.4%	9 7.0%	1 0.8%	0 0.0%	2 1.6%	128 100%	6.2
Dimension	254	89	93	56	4	1	19	516	5.9
Totals:	49.2%	17.2%	18.0%	10.9%	0.8%	0.2%	3.7%	100%	5.9

A. Safety

	Completely Agree (7)	Strongly Agree (6)	Agree (5)	Neutral (4)	Disagree (3)	Strongly Disagree (2)	Completely Disagree (1)	N	Average Rating
1. My child is safe at school.	17 30.4%	22 39.3%	16 28.6%	1 1.8%	0 0.0%	0 0.0%	0 0.0%	56 100%	6.0
2. My child is safe from harassment, intimidation, and threats at school.	16 28.6%	12 21.4%	21 37.5%	5 8.9%	1 1.8%	1 1.8%	0 0.0%	56 100%	5.6
3. My child has a caring adult to ensure my child's safety at school.	19 33.3%	17 29.8%	14 24.6%	6 10.5%	1 1.8%	0 0.0%	0 0.0%	57 100%	5.8
4. The school grounds and facilities are safe for my child.	12 21.8%	20 36.4%	20 36.4%	3 5.5%	0 0.0%	0 0.0%	0 0.0%	55 100%	5.7
5. Threats, intimidation, harassment, or hazing are rare in this school.	15 27.3%	14 25.5%	14 25.5%	7 12.7%	5 9.1%	0 0.0%	0 0.0%	55 100%	5.5
6. My child's school has clear rules to maintain students' safety at school.	17 29.8%	18 31.6%	19 33.3%	3 5.3%	0 0.0%	0 0.0%	0 0.0%	57 100%	5.9
Dimension Totals:	96 28.6%	103 30.7%	104 31.0%	25 7.4%	7 2.1%	1 0.3%	0 0.0%	336 100%	5.8

B. Well-Being

	Completely Agree (7)	Strongly Agree (6)	Agree (5)	Neutral (4)	Disagree (3)	Strongly Disagree (2)	Completely Disagree (1)	N	Average Rating
7. My child has friends in school who care about my child.	15 26.3%	19 33.3%	19 33.3%	4 7.0%	0 0.0%	0 0.0%	0 0.0%	57 100%	5.8
8. My child's teachers provide help on classwork when my child needs it.	21 36.8%	17 29.8%	12 21.1%	3 5.3%	4 7.0%	0 0.0%	0 0.0%	57 100%	5.8
9. If my child ever got sick at school, someone would take care of my child.	21 36.8%	17 29.8%	14 24.6%	3 5.3%	2 3.5%	0 0.0%	0 0.0%	57 100%	5.9
10. My child is well-rested for school.	14 24.6%	16 28.1%	25 43.9%	2 3.5%	0 0.0%	0 0.0%	0 0.0%	57 100%	5.7
11. My child is fed before school.	21 37.5%	20 35.7%	15 26.8%	0 0.0%	0 0.0%	0 0.0%	0 0.0%	56 100%	6.1
12. Students are treated fairly at school.	14 24.6%	16 28.1%	20 35.1%	5 8.8%	2 3.5%	0 0.0%	0 0.0%	57 100%	5.6
Dimension Totals:	106 31.1%	105 30.8%	105 30.8%	17 5.0%	8 2.3%	0 0.0%	0 0.0%	341 100%	5.8

C. Satisfaction

	Completely Agree (7)	Strongly Agree (6)	Agree (5)	Neutral (4)	Disagree (3)	Strongly Disagree (2)	Completely Disagree (1)	N	Average Rating
13. I am satisfied with the education my child is receiving at school.	12 21.4%	13 23.2%	19 33.9%	7 12.5%	3 5.4%	1 1.8%	1 1.8%	56 100%	5.3
14. I am satisfied with the quality of resources the DOE provides to teachers and students for learning.	7 12.3%	16 28.1%	14 24.6%	12 21.1%	6 10.5%	0 0.0%	2 3.5%	57 100%	5.0
15. I am satisfied with the printed materials, e-mail/online, phone/text, or in-person meetings used by the school to communicate with me.	14 24.6%	11 19.3%	20 35.1%	7 12.3%	3 5.3%	1 1.8%	1 1.8%	57 100%	5.3
16. My child's teachers seek ways to improve my child's academic progress.	16 28.1%	16 28.1%	14 24.6%	8 14.0%	2 3.5%	0 0.0%	1 1.8%	57 100%	5.6
Dimension Totals:	49 21.6%	56 24.7%	67 29.5%	34 15.0%	14 6.2%	2 0.9%	5 2.2%	227 100%	5.3

D. Involvement/Engagement

	Completely Agree (7)	Strongly Agree (6)	Agree (5)	Neutral (4)	Disagree (3)	Strongly Disagree (2)	Completely Disagree (1)	N	Average Rating
17. Teachers are available to discuss my child's work or behavior.	17 30.4%	16 28.6%	17 30.4%	5 8.9%	1 1.8%	0 0.0%	0 0.0%	56 100%	5.8
18. If I have concerns, I am taken seriously by school administrators.	12 21.4%	16 28.6%	17 30.4%	10 17.9%	1 1.8%	0 0.0%	0 0.0%	56 100%	5.5
19. The school staff makes me feel welcome at the school.	17 29.8%	15 26.3%	16 28.1%	6 10.5%	3 5.3%	0 0.0%	0 0.0%	57 100%	5.6
20. The school gives me opportunities to participate in important decisions about my child's education.	15 26.3%	16 28.1%	17 29.8%	7 12.3%	2 3.5%	0 0.0%	0 0.0%	57 100%	5.6
21. Most of my child's teachers work with me to improve my child's learning	18 31.6%	13 22.8%	15 26.3%	8 14.0%	2 3.5%	1 1.8%	0 0.0%	57 100%	5.6
22. The school has encouraged me to participate in classroom and school activities.	13 23.6%	16 29.1%	16 29.1%	8 14.5%	1 1.8%	1 1.8%	0 0.0%	55 100%	5.5
Dimension Totals:	92 27.2%	92 27.2%	98 29.0%	44 13.0%	10 3.0%	2 0.6%	0 0.0%	338 100%	5.6

Teacher Survey

A. Safety

	Completely Agree (7)	Strongly Agree (6)	Agree (5)	Neutral (4)	Disagree (3)	Strongly Disagree (2)	Completely Disagree (1)	N	Average Rating
1. I feel safe at school.	5 33.3%	4 26.7%	6 40.0%	0 0.0%	0 0.0%	0 0.0%	0 0.0%	15 100%	5.9
2. The school effectively handles staff discipline problems.	1 6.7%	1 6.7%	7 46.7%	2 13.3%	4 26.7%	0 0.0%	0 0.0%	15 100%	4.5
3. I feel safe from harassment, intimidation, and threats at school.	6 40.0%	2 13.3%	4 26.7%	1 6.7%	2 13.3%	0 0.0%	0 0.0%	15 100%	5.6
4. I feel the grounds and facilities at school are safe for staff.	3 20.0%	7 46.7%	3 20.0%	2 13.3%	0 0.0%	0 0.0%	0 0.0%	15 100%	5.7
5. The established safety policies at school make me feel safe.	3 20.0%	7 46.7%	4 26.7%	1 6.7%	0 0.0%	0 0.0%	0 0.0%	15 100%	5.8
6. My school has clear rules for staff behavior.	2 13.3%	3 20.0%	4 26.7%	4 26.7%	1 6.7%	1 6.7%	0 0.0%	15 100%	4.9
Dimension Totals:	20 22.2%	24 26.7%	28 31.1%	10 11.1%	7 7.8%	1 1.1%	0 0.0%	90 100%	5.4

B. Well-Being

	Completely Agree (7)	Strongly Agree (6)	Agree (5)	Neutral (4)	Disagree (3)	Strongly Disagree (2)	Completely Disagree (1)	N	Average Rating
7. I have colleagues at school who care about me.	8 53.3%	3 20.0%	3 20.0%	0 0.0%	0 0.0%	1 6.7%	0 0.0%	15 100%	6.1
8. My leadership provides me with effective advice when I have problems on the job.	3 20.0%	4 26.7%	3 20.0%	4 26.7%	0 0.0%	0 0.0%	1 6.7%	15 100%	5.1
9. My school provides me with the support I need to do my job well.	2 13.3%	4 26.7%	3 20.0%	3 20.0%	2 13.3%	0 0.0%	1 6.7%	15 100%	4.8
10. I feel staff are treated fairly at school.	3 20.0%	2 13.3%	3 20.0%	4 26.7%	2 13.3%	1 6.7%	0 0.0%	15 100%	4.8
Dimension Totals:	16 26.7%	13 21.7%	12 20.0%	11 18.3%	4 6.7%	2 3.3%	2 3.3%	60 100%	5.2

C. Satisfaction

	Completely Agree (7)	Strongly Agree (6)	Agree (5)	Neutral (4)	Disagree (3)	Strongly Disagree (2)	Completely Disagree (1)	N	Average Rating
11. I enjoy working at my school.	4 26.7%	3 20.0%	5 33.3%	2 13.3%	0 0.0%	1 6.7%	0 0.0%	15 100%	5.4
12. I am satisfied with the quality of resources the DOE provides to teachers and students for learning.	1 6.7%	2 13.3%	0 0.0%	3 20.0%	6 40.0%	0 0.0%	3 20.0%	15 100%	3.5
13. I am satisfied with the professional development opportunities the DOE provides for me.	2 13.3%	2 13.3%	5 33.3%	3 20.0%	1 6.7%	1 6.7%	1 6.7%	15 100%	4.6
14. I am satisfied with the respect and value my school gives to my role.	2 13.3%	4 26.7%	5 33.3%	2 13.3%	0 0.0%	1 6.7%	1 6.7%	15 100%	4.9
15. I am satisfied with the opportunities I have to contribute to policy decisions that affect my school.	2 13.3%	4 26.7%	2 13.3%	4 26.7%	1 6.7%	1 6.7%	1 6.7%	15 100%	4.7
Dimension Totals:	11 14.7%	15 20.0%	17 22.7%	14 18.7%	8 10.7%	4 5.3%	6 8.0%	75 100%	4.6

D. Involvement/Engagement

	Completely Agree (7)	Strongly Agree (6)	Agree (5)	Neutral (4)	Disagree (3)	Strongly Disagree (2)	Completely Disagree (1)	N	Average Rating
16. If I have concerns, my leadership responds in a timely manner.	2 13.3%	4 26.7%	3 20.0%	3 20.0%	1 6.7%	2 13.3%	0 0.0%	15 100%	4.8
17. I am proud of the events, meetings, or programs my school provides.	2 13.3%	3 20.0%	8 53.3%	1 6.7%	0 0.0%	1 6.7%	0 0.0%	15 100%	5.2
18. For teachers/staff, I feel comfortable speaking to my school administrator; for principals, I feel comfortable speaking to my Complex Area Superintendent.	3 20.0%	4 26.7%	4 26.7%	3 20.0%	0 0.0%	1 6.7%	0 0.0%	15 100%	5.3
19. I can offer my opinions freely on ways to make improvements at my school.	3 20.0%	3 20.0%	4 26.7%	4 26.7%	0 0.0%	0 0.0%	1 6.7%	15 100%	5.1
20. I feel I am an integral, vital part of the educational community in which I work.	2 13.3%	5 33.3%	6 40.0%	1 6.7%	0 0.0%	1 6.7%	0 0.0%	15 100%	5.3
Dimension Totals:	12 16.0%	19 25.3%	25 33.3%	12 16.0%	1 1.3%	5 6.7%	1 1.3%	75 100%	5.1