
School Quality Survey

Wahiawa Elementary

Spring 2016

Hawaii Department of Education
Office of Strategy, Innovation, and Performance
Assessment and Accountability Branch
Accountability Section

Publication Date: July 2016

School survey size and return rate:

Group	# Distributed	# Returned	Return Rate (%)
Students:	179	167	93.2%
Parents	179	26	14.5%
Teachers:	33	31	93.9%

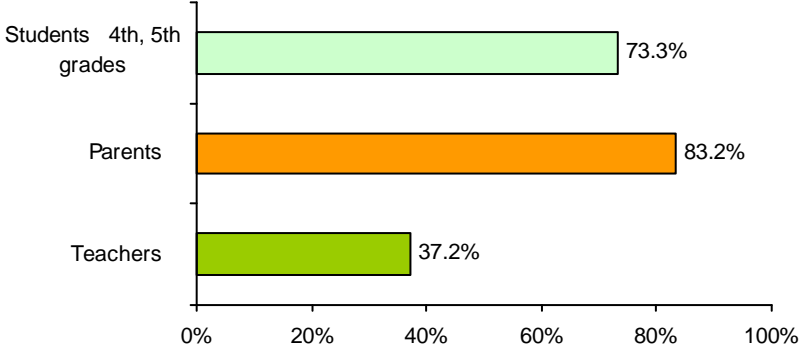
SQS Summary Table

Dimension	Group		Percent (%) Response			
			Average (7-1)	Positive (> 4.0)	Neutral (= 4.0)	Negative (< 4.0)
A. Safety	Students	4th, 5th grades	5.4	73.3%	14.8%	11.7%
	Parents		5.8	83.2%	10.3%	6.4%
	Teachers		3.6	37.2%	18.3%	44.3%
B. Well-Being	Students	4th, 5th grades	5.5	75.1%	13.7%	11.1%
	Parents		6.1	90.3%	5.7%	3.8%
	Teachers		3.6	37%	12.9%	50%
C. Satisfaction	Students	4th, 5th grades	6.1	88.3%	7.5%	4.1%
	Parents		5.6	84.6%	5.7%	9.6%
	Teachers		3.5	34.4%	21.1%	44.3%
D. Involvement/Engagement	Students	4th, 5th grades	5.8	81%	13%	5.9%
	Parents		5.6	78.8%	11.5%	9.6%
	Teachers		3.2	25.9%	17.5%	56.4%

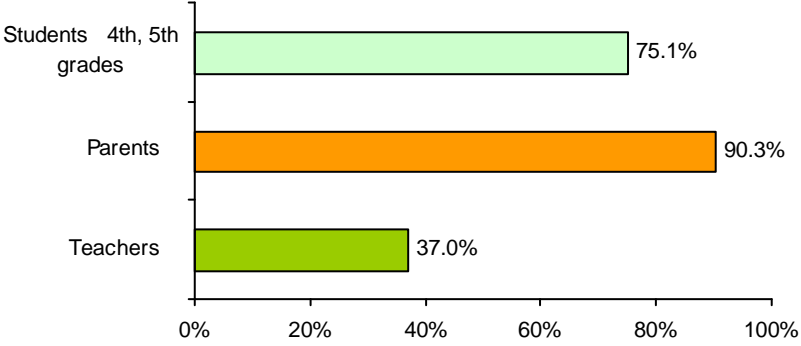
SQS Summary Figure

Dimension	Group	Percent Positive Response
-----------	-------	---------------------------

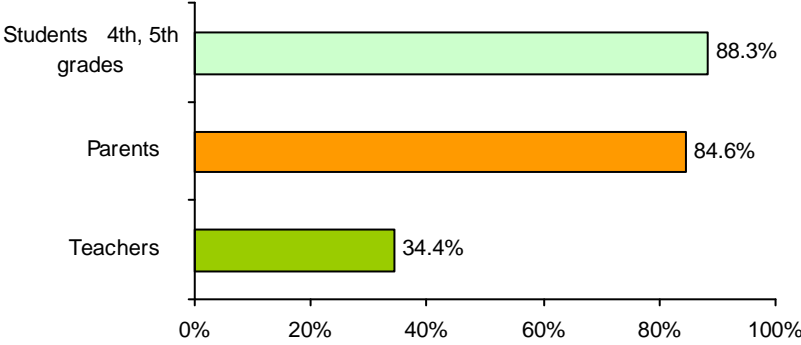
A. Safety



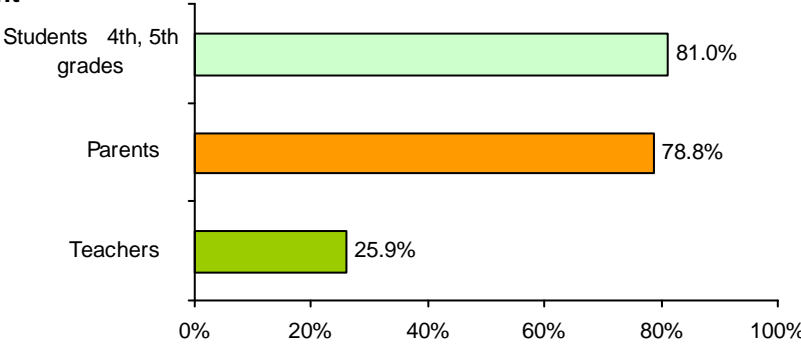
B. Well-Being



C. Satisfaction



D. Involvement/Engagement



Elementary School Student Survey

A. Safety

	Completely Agree (7)	Strongly Agree (6)	Agree (5)	Neutral (4)	Disagree (3)	Strongly Disagree (2)	Completely Disagree (1)	N	Average Rating
1. I feel safe at school.	71 43.0%	28 17.0%	30 18.2%	31 18.8%	5 3.0%	0 0.0%	0 0.0%	165 100%	5.8
2. Students at my school who do not behave are disciplined.	42 25.3%	18 10.8%	39 23.5%	40 24.1%	9 5.4%	6 3.6%	12 7.2%	166 100%	4.9
3. I feel safe from the mean kids at my school.	44 26.7%	26 15.8%	28 17.0%	20 12.1%	15 9.1%	9 5.5%	23 13.9%	165 100%	4.7
4. I feel the school buildings are safe for students.	64 38.8%	28 17.0%	34 20.6%	21 12.7%	6 3.6%	2 1.2%	10 6.1%	165 100%	5.5
5. If I ever got sick at school, someone would take care of me.	80 48.5%	29 17.6%	25 15.2%	19 11.5%	4 2.4%	2 1.2%	6 3.6%	165 100%	5.8
6. There are clear rules to ensure students' safety at school.	87 52.4%	33 19.9%	22 13.3%	16 9.6%	2 1.2%	2 1.2%	4 2.4%	166 100%	6.0
Dimension Totals:	388 39.1%	162 16.3%	178 17.9%	147 14.8%	41 4.1%	21 2.1%	55 5.5%	992 100%	5.4

B. Well-Being

	Completely Agree (7)	Strongly Agree (6)	Agree (5)	Neutral (4)	Disagree (3)	Strongly Disagree (2)	Completely Disagree (1)	N	Average Rating
7. I have friends at school who care about me.	91 55.5%	32 19.5%	19 11.6%	17 10.4%	2 1.2%	0 0.0%	3 1.8%	164 100%	6.1
8. My teachers give me help when I need it.	92 55.4%	38 22.9%	17 10.2%	12 7.2%	3 1.8%	0 0.0%	4 2.4%	166 100%	6.1
9. If I feel bad, I can get help from the school staff.	53 32.3%	20 12.2%	33 20.1%	31 18.9%	9 5.5%	4 2.4%	14 8.5%	164 100%	5.1
10. I usually get a good night's sleep before going to school in the morning.	52 31.3%	30 18.1%	26 15.7%	30 18.1%	12 7.2%	6 3.6%	10 6.0%	166 100%	5.1
11. I usually have something to eat before school starts in the morning.	71 43.0%	30 18.2%	24 14.5%	20 12.1%	10 6.1%	4 2.4%	6 3.6%	165 100%	5.6
12. I am treated fairly at this school.	61 37.4%	24 14.7%	29 17.8%	26 16.0%	16 9.8%	2 1.2%	5 3.1%	163 100%	5.4
Dimension Totals:	420 42.5%	174 17.6%	148 15.0%	136 13.8%	52 5.3%	16 1.6%	42 4.3%	988 100%	5.6

Elementary School Student Survey

C. Satisfaction

	Completely Agree (7)	Strongly Agree (6)	Agree (5)	Neutral (4)	Disagree (3)	Strongly Disagree (2)	Completely Disagree (1)	N	Average Rating
13. My teachers really listen when I talk.	91 55.5%	30 18.3%	29 17.7%	9 5.5%	1 0.6%	0 0.0%	4 2.4%	164 100%	6.1
14. My teachers want me to learn a lot.	128 77.1%	23 13.9%	11 6.6%	2 1.2%	1 0.6%	0 0.0%	1 0.6%	166 100%	6.6
15. I like what I am learning at school.	87 52.7%	31 18.8%	22 13.3%	15 9.1%	7 4.2%	1 0.6%	2 1.2%	165 100%	6.0
16. The school building has everything I need to learn.	59 36.4%	39 24.1%	30 18.5%	24 14.8%	2 1.2%	2 1.2%	6 3.7%	162 100%	5.6
17. My teachers teach me new things in school.	105 63.6%	31 18.8%	22 13.3%	5 3.0%	1 0.6%	0 0.0%	1 0.6%	165 100%	6.4
18. My school is a good school.	86 52.8%	27 16.6%	19 11.7%	19 11.7%	6 3.7%	2 1.2%	4 2.5%	163 100%	5.9
Dimension	556	181	133	74	18	5	18	985	6.1
Totals:	56.4%	18.4%	13.5%	7.5%	1.8%	0.5%	1.8%	100%	

D. Involvement/Engagement

	Completely Agree (7)	Strongly Agree (6)	Agree (5)	Neutral (4)	Disagree (3)	Strongly Disagree (2)	Completely Disagree (1)	N	Average Rating
19. I like coming to school.	77 47.0%	26 15.9%	24 14.6%	19 11.6%	9 5.5%	3 1.8%	6 3.7%	164 100%	5.7
20. When there is a school event that I like, I participate.	86 53.1%	27 16.7%	19 11.7%	23 14.2%	5 3.1%	0 0.0%	2 1.2%	162 100%	6.0
21. I enjoy talking to my teachers.	85 51.2%	30 18.1%	25 15.1%	18 10.8%	4 2.4%	1 0.6%	3 1.8%	166 100%	6.0
22. I like the classes and programs at school.	80 47.9%	36 21.6%	19 11.4%	26 15.6%	2 1.2%	0 0.0%	4 2.4%	167 100%	5.9
Dimension	328	119	87	86	20	4	15	659	5.9
Totals:	49.8%	18.1%	13.2%	13.1%	3.0%	0.6%	2.3%	100%	

A. Safety

	Completely Agree (7)	Strongly Agree (6)	Agree (5)	Neutral (4)	Disagree (3)	Strongly Disagree (2)	Completely Disagree (1)	N	Average Rating
1. My child is safe at school.	13 50.0%	3 11.5%	7 26.9%	2 7.7%	1 3.8%	0 0.0%	0 0.0%	26 100%	6.0
2. My child is safe from harassment, intimidation, and threats at school.	11 42.3%	3 11.5%	5 19.2%	3 11.5%	4 15.4%	0 0.0%	0 0.0%	26 100%	5.5
3. My child has a caring adult to ensure my child's safety at school.	12 46.2%	4 15.4%	6 23.1%	2 7.7%	2 7.7%	0 0.0%	0 0.0%	26 100%	5.8
4. The school grounds and facilities are safe for my child.	13 50.0%	3 11.5%	6 23.1%	3 11.5%	1 3.8%	0 0.0%	0 0.0%	26 100%	5.9
5. Threats, intimidation, harassment, or hazing are rare in this school.	9 36.0%	6 24.0%	5 20.0%	5 20.0%	0 0.0%	0 0.0%	0 0.0%	25 100%	5.8
6. My child's school has clear rules to maintain students' safety at school.	14 53.8%	4 15.4%	5 19.2%	1 3.8%	2 7.7%	0 0.0%	0 0.0%	26 100%	6.0
Dimension Totals:	72 46.5%	23 14.8%	34 21.9%	16 10.3%	10 6.5%	0 0.0%	0 0.0%	155 100%	5.8

B. Well-Being

	Completely Agree (7)	Strongly Agree (6)	Agree (5)	Neutral (4)	Disagree (3)	Strongly Disagree (2)	Completely Disagree (1)	N	Average Rating
7. My child has friends in school who care about my child.	11 42.3%	6 23.1%	6 23.1%	3 11.5%	0 0.0%	0 0.0%	0 0.0%	26 100%	6.0
8. My child's teachers provide help on classwork when my child needs it.	15 57.7%	2 7.7%	5 19.2%	1 3.8%	3 11.5%	0 0.0%	0 0.0%	26 100%	6.0
9. If my child ever got sick at school, someone would take care of my child.	16 61.5%	3 11.5%	6 23.1%	1 3.8%	0 0.0%	0 0.0%	0 0.0%	26 100%	6.3
10. My child is well-rested for school.	15 57.7%	4 15.4%	5 19.2%	2 7.7%	0 0.0%	0 0.0%	0 0.0%	26 100%	6.2
11. My child is fed before school.	18 69.2%	2 7.7%	6 23.1%	0 0.0%	0 0.0%	0 0.0%	0 0.0%	26 100%	6.5
12. Students are treated fairly at school.	10 38.5%	6 23.1%	5 19.2%	2 7.7%	3 11.5%	0 0.0%	0 0.0%	26 100%	5.7
Dimension Totals:	85 54.5%	23 14.7%	33 21.2%	9 5.8%	6 3.8%	0 0.0%	0 0.0%	156 100%	6.1

C. Satisfaction

	Completely Agree (7)	Strongly Agree (6)	Agree (5)	Neutral (4)	Disagree (3)	Strongly Disagree (2)	Completely Disagree (1)	N	Average Rating
13. I am satisfied with the education my child is receiving at school.	11 42.3%	3 11.5%	8 30.8%	1 3.8%	1 3.8%	1 3.8%	1 3.8%	26 100%	5.6
14. I am satisfied with the quality of resources the DOE provides to teachers and students for learning.	10 38.5%	3 11.5%	7 26.9%	3 11.5%	1 3.8%	1 3.8%	1 3.8%	26 100%	5.4
15. I am satisfied with the printed materials, e-mail/online, phone/text, or in-person meetings used by the school to communicate with me.	12 46.2%	3 11.5%	9 34.6%	1 3.8%	0 0.0%	1 3.8%	0 0.0%	26 100%	5.9
16. My child's teachers seek ways to improve my child's academic progress.	13 50.0%	2 7.7%	7 26.9%	1 3.8%	1 3.8%	1 3.8%	1 3.8%	26 100%	5.7
Dimension Totals:	46 44.2%	11 10.6%	31 29.8%	6 5.8%	3 2.9%	4 3.8%	3 2.9%	104 100%	5.6

D. Involvement/Engagement

	Completely Agree (7)	Strongly Agree (6)	Agree (5)	Neutral (4)	Disagree (3)	Strongly Disagree (2)	Completely Disagree (1)	N	Average Rating
17. Teachers are available to discuss my child's work or behavior.	13 50.0%	5 19.2%	5 19.2%	3 11.5%	0 0.0%	0 0.0%	0 0.0%	26 100%	6.1
18. If I have concerns, I am taken seriously by school administrators.	10 38.5%	3 11.5%	6 23.1%	5 19.2%	1 3.8%	0 0.0%	1 3.8%	26 100%	5.5
19. The school staff makes me feel welcome at the school.	15 57.7%	1 3.8%	5 19.2%	3 11.5%	2 7.7%	0 0.0%	0 0.0%	26 100%	5.9
20. The school gives me opportunities to participate in important decisions about my child's education.	10 38.5%	5 19.2%	4 15.4%	4 15.4%	1 3.8%	1 3.8%	1 3.8%	26 100%	5.5
21. Most of my child's teachers work with me to improve my child's learning	14 53.8%	1 3.8%	7 26.9%	1 3.8%	1 3.8%	0 0.0%	2 7.7%	26 100%	5.7
22. The school has encouraged me to participate in classroom and school activities.	12 46.2%	2 7.7%	5 19.2%	2 7.7%	3 11.5%	1 3.8%	1 3.8%	26 100%	5.4
Dimension Totals:	74 47.4%	17 10.9%	32 20.5%	18 11.5%	8 5.1%	2 1.3%	5 3.2%	156 100%	5.7

Teacher Survey

A. Safety

	Completely Agree (7)	Strongly Agree (6)	Agree (5)	Neutral (4)	Disagree (3)	Strongly Disagree (2)	Completely Disagree (1)	N	Average Rating
1. I feel safe at school.	1 3.2%	7 22.6%	8 25.8%	7 22.6%	3 9.7%	1 3.2%	4 12.9%	31 100%	4.3
2. The school effectively handles staff discipline problems.	0 0.0%	2 6.5%	6 19.4%	6 19.4%	8 25.8%	4 12.9%	5 16.1%	31 100%	3.3
3. I feel safe from harassment, intimidation, and threats at school.	0 0.0%	2 6.5%	7 22.6%	6 19.4%	9 29.0%	3 9.7%	4 12.9%	31 100%	3.5
4. I feel the grounds and facilities at school are safe for staff.	0 0.0%	4 12.9%	11 35.5%	3 9.7%	9 29.0%	1 3.2%	3 9.7%	31 100%	4.0
5. The established safety policies at school make me feel safe.	0 0.0%	0 0.0%	14 46.7%	7 23.3%	4 13.3%	2 6.7%	3 10.0%	30 100%	3.9
6. My school has clear rules for staff behavior.	0 0.0%	0 0.0%	7 22.6%	5 16.1%	8 25.8%	6 19.4%	5 16.1%	31 100%	3.1
Dimension	1	15	53	34	41	17	24	185	3.7
Totals:	0.5%	8.1%	28.6%	18.4%	22.2%	9.2%	13.0%	100%	3.7

B. Well-Being

	Completely Agree (7)	Strongly Agree (6)	Agree (5)	Neutral (4)	Disagree (3)	Strongly Disagree (2)	Completely Disagree (1)	N	Average Rating
7. I have colleagues at school who care about me.	9 29.0%	8 25.8%	12 38.7%	2 6.5%	0 0.0%	0 0.0%	0 0.0%	31 100%	5.8
8. My leadership provides me with effective advice when I have problems on the job.	0 0.0%	2 6.5%	4 12.9%	7 22.6%	9 29.0%	2 6.5%	7 22.6%	31 100%	3.2
9. My school provides me with the support I need to do my job well.	0 0.0%	3 9.7%	5 16.1%	4 12.9%	9 29.0%	5 16.1%	5 16.1%	31 100%	3.3
10. I feel staff are treated fairly at school.	0 0.0%	0 0.0%	3 9.7%	3 9.7%	10 32.3%	4 12.9%	11 35.5%	31 100%	2.5
Dimension	9	13	24	16	28	11	23	124	3.7
Totals:	7.3%	10.5%	19.4%	12.9%	22.6%	8.9%	18.5%	100%	3.7

C. Satisfaction

	Completely Agree (7)	Strongly Agree (6)	Agree (5)	Neutral (4)	Disagree (3)	Strongly Disagree (2)	Completely Disagree (1)	N	Average Rating
11. I enjoy working at my school.	0 0.0%	3 10.0%	6 20.0%	11 36.7%	3 10.0%	4 13.3%	3 10.0%	30 100%	3.7
12. I am satisfied with the quality of resources the DOE provides to teachers and students for learning.	0 0.0%	1 3.4%	11 37.9%	6 20.7%	8 27.6%	0 0.0%	3 10.3%	29 100%	3.9
13. I am satisfied with the professional development opportunities the DOE provides for me.	1 3.2%	2 6.5%	12 38.7%	7 22.6%	6 19.4%	0 0.0%	3 9.7%	31 100%	4.1
14. I am satisfied with the respect and value my school gives to my role.	0 0.0%	1 3.2%	6 19.4%	5 16.1%	8 25.8%	4 12.9%	7 22.6%	31 100%	3.1
15. I am satisfied with the opportunities I have to contribute to policy decisions that affect my school.	1 3.3%	0 0.0%	8 26.7%	3 10.0%	7 23.3%	3 10.0%	8 26.7%	30 100%	3.1
Dimension Totals:	2 1.3%	7 4.6%	43 28.5%	32 21.2%	32 21.2%	11 7.3%	24 15.9%	151 100%	3.6

D. Involvement/Engagement

	Completely Agree (7)	Strongly Agree (6)	Agree (5)	Neutral (4)	Disagree (3)	Strongly Disagree (2)	Completely Disagree (1)	N	Average Rating
16. If I have concerns, my leadership responds in a timely manner.	1 3.2%	1 3.2%	2 6.5%	6 19.4%	10 32.3%	1 3.2%	10 32.3%	31 100%	2.9
17. I am proud of the events, meetings, or programs my school provides.	0 0.0%	3 9.7%	14 45.2%	8 25.8%	5 16.1%	0 0.0%	1 3.2%	31 100%	4.4
18. For teachers/staff, I feel comfortable speaking to my school administrator; for principals, I feel comfortable speaking to my Complex Area Superintendent.	0 0.0%	1 3.2%	3 9.7%	3 9.7%	8 25.8%	5 16.1%	11 35.5%	31 100%	2.5
19. I can offer my opinions freely on ways to make improvements at my school.	0 0.0%	1 3.3%	4 13.3%	6 20.0%	6 20.0%	4 13.3%	9 30.0%	30 100%	2.8
20. I feel I am an integral, vital part of the educational community in which I work.	1 3.2%	2 6.5%	7 22.6%	4 12.9%	9 29.0%	1 3.2%	7 22.6%	31 100%	3.4
Dimension Totals:	2 1.3%	8 5.2%	30 19.5%	27 17.5%	38 24.7%	11 7.1%	38 24.7%	154 100%	3.2