
School Quality Survey

Wahiawa Middle

Spring 2016

Hawaii Department of Education
Office of Strategy, Innovation, and Performance
Assessment and Accountability Branch
Accountability Section

Publication Date: July 2016

School survey size and return rate:

Group	# Distributed	# Returned	Return Rate (%)
Students:	556	523	94.0%
Parents	556	80	14.3%
Teachers:	53	44	83.0%

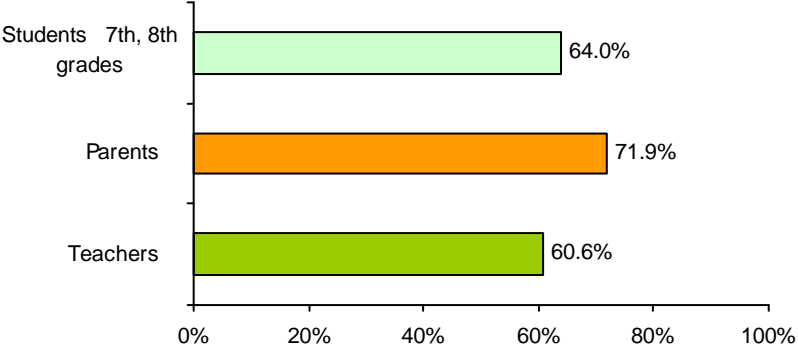
SQS Summary Table

Dimension	Group		Percent (%) Response			
			Average (7-1)	Positive (> 4.0)	Neutral (= 4.0)	Negative (< 4.0)
A. Safety	Students	7th, 8th grades	4.9	64%	25%	10.9%
	Parents		4.9	71.9%	15%	12.9%
	Teachers		4.6	60.6%	15.1%	24.2%
B. Well-Being	Students	7th, 8th grades	5.0	64.6%	20.6%	14.6%
	Parents		5.5	85.8%	9.6%	4.4%
	Teachers		4.5	58.5%	15.3%	26.1%
C. Satisfaction	Students	7th, 8th grades	4.9	67.2%	23.3%	9.4%
	Parents		5.2	75.7%	15.7%	8.5%
	Teachers		4.2	46.3%	19.2%	34.4%
D. Involvement/Engagement	Students	7th, 8th grades	4.5	49.8%	30.6%	19.4%
	Parents		5.1	70.9%	18.5%	10.4%
	Teachers		4.6	61.3%	16.8%	21.8%

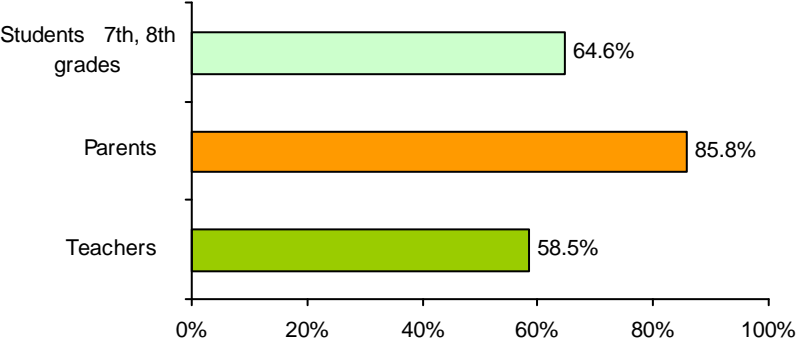
SQS Summary Figure

Dimension	Group	Percent Positive Response
-----------	-------	---------------------------

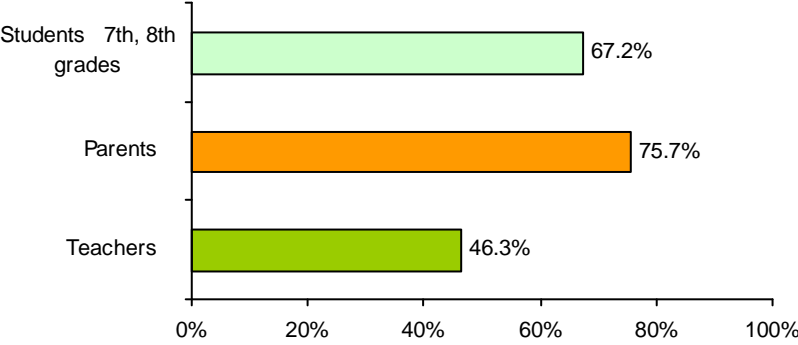
A. Safety



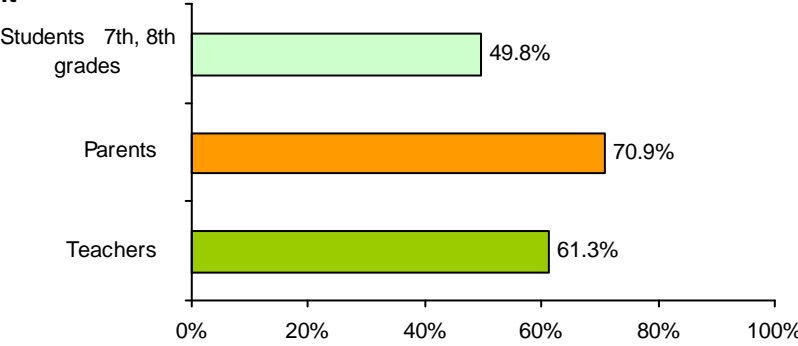
B. Well-Being



C. Satisfaction



D. Involvement/Engagement



Middle/Intermediate School Student Survey

A. Safety

	Completely Agree (7)	Strongly Agree (6)	Agree (5)	Neutral (4)	Disagree (3)	Strongly Disagree (2)	Completely Disagree (1)	N	Average Rating
1. I feel safe at school.	85 16.3%	87 16.7%	169 32.4%	144 27.6%	19 3.6%	6 1.1%	12 2.3%	522 100%	5.0
2. Students at my school who violate safety rules are disciplined.	61 11.7%	71 13.7%	167 32.1%	163 31.3%	30 5.8%	7 1.3%	21 4.0%	520 100%	4.7
3. I feel safe from the bullying behavior of students at my school.	64 12.4%	66 12.8%	142 27.5%	134 26.0%	66 12.8%	16 3.1%	28 5.4%	516 100%	4.6
4. I feel the school grounds and facilities are safe for students.	74 14.3%	75 14.5%	187 36.2%	126 24.4%	32 6.2%	5 1.0%	18 3.5%	517 100%	4.9
5. If I ever got sick at school, someone would take care of me.	151 29.2%	89 17.2%	136 26.3%	102 19.7%	25 4.8%	8 1.5%	6 1.2%	517 100%	5.4
6. There are clear rules to ensure students' safety at school.	94 18.4%	93 18.2%	177 34.6%	108 21.1%	26 5.1%	4 0.8%	10 2.0%	512 100%	5.1
Dimension Totals:	529 17.0%	481 15.5%	978 31.5%	777 25.0%	198 6.4%	46 1.5%	95 3.1%	3,104 100%	5.0

B. Well-Being

	Completely Agree (7)	Strongly Agree (6)	Agree (5)	Neutral (4)	Disagree (3)	Strongly Disagree (2)	Completely Disagree (1)	N	Average Rating
7. I have friends at school who care about me.	235 45.5%	104 20.1%	112 21.7%	49 9.5%	10 1.9%	1 0.2%	6 1.2%	517 100%	5.9
8. My teachers give me help on classwork when I need it.	137 26.6%	112 21.7%	147 28.5%	77 14.9%	22 4.3%	9 1.7%	12 2.3%	516 100%	5.4
9. If I feel bad, I can get help from the school staff.	95 18.4%	81 15.7%	143 27.7%	121 23.4%	45 8.7%	8 1.5%	24 4.6%	517 100%	4.9
10. I usually get a good night's sleep before going to school in the morning.	79 15.2%	57 11.0%	121 23.3%	146 28.1%	54 10.4%	25 4.8%	37 7.1%	519 100%	4.5
11. I usually eat breakfast before school.	132 25.7%	50 9.7%	98 19.1%	110 21.4%	54 10.5%	20 3.9%	49 9.6%	513 100%	4.7
12. I am treated fairly at this school.	78 15.1%	75 14.5%	148 28.7%	137 26.6%	42 8.1%	10 1.9%	26 5.0%	516 100%	4.8
Dimension Totals:	756 24.4%	479 15.5%	769 24.8%	640 20.7%	227 7.3%	73 2.4%	154 5.0%	3,098 100%	5.0

Middle/Intermediate School Student Survey

C. Satisfaction

	Completely Agree (7)	Strongly Agree (6)	Agree (5)	Neutral (4)	Disagree (3)	Strongly Disagree (2)	Completely Disagree (1)	N	Average Rating
13. I feel my classes are preparing me well for more schooling or for a job.	95 18.6%	91 17.8%	170 33.2%	98 19.1%	27 5.3%	8 1.6%	23 4.5%	512 100%	5.0
14. I am satisfied with the education I am receiving at my school.	86 16.7%	94 18.3%	178 34.6%	112 21.7%	21 4.1%	6 1.2%	18 3.5%	515 100%	5.0
15. My school's facilities help me learn.	87 16.9%	97 18.9%	178 34.6%	121 23.5%	12 2.3%	7 1.4%	12 2.3%	514 100%	5.1
16. I am satisfied with the quality of teaching most of my teachers provide at school.	83 16.2%	90 17.6%	178 34.8%	129 25.2%	16 3.1%	7 1.4%	9 1.8%	512 100%	5.1
17. Overall, this is a good school.	74 14.3%	86 16.6%	141 27.3%	139 26.9%	31 6.0%	20 3.9%	26 5.0%	517 100%	4.7
Dimension Totals:	425 16.5%	458 17.8%	845 32.9%	599 23.3%	107 4.2%	48 1.9%	88 3.4%	2,570 100%	5.0

D. Involvement/Engagement

	Completely Agree (7)	Strongly Agree (6)	Agree (5)	Neutral (4)	Disagree (3)	Strongly Disagree (2)	Completely Disagree (1)	N	Average Rating
18. If I have concerns, I feel comfortable speaking to school staff about them.	55 10.7%	57 11.1%	119 23.1%	170 33.0%	64 12.4%	19 3.7%	31 6.0%	515 100%	4.4
19. I like coming to school.	68 13.1%	77 14.8%	121 23.3%	141 27.2%	37 7.1%	28 5.4%	47 9.1%	519 100%	4.5
20. When there is a school event that I like, I participate.	67 12.9%	57 10.9%	112 21.5%	169 32.4%	59 11.3%	11 2.1%	46 8.8%	521 100%	4.4
21. I am interested in classes and programs provided at school.	80 15.3%	73 14.0%	150 28.7%	156 29.9%	26 5.0%	7 1.3%	30 5.7%	522 100%	4.8
Dimension Totals:	270 13.0%	264 12.7%	502 24.2%	636 30.6%	186 9.0%	65 3.1%	154 7.4%	2,077 100%	4.5

A. Safety

	Completely Agree (7)	Strongly Agree (6)	Agree (5)	Neutral (4)	Disagree (3)	Strongly Disagree (2)	Completely Disagree (1)	N	Average Rating
1. My child is safe at school.	15 18.8%	13 16.3%	32 40.0%	9 11.3%	8 10.0%	3 3.8%	0 0.0%	80 100%	5.1
2. My child is safe from harassment, intimidation, and threats at school.	13 16.3%	11 13.8%	29 36.3%	12 15.0%	8 10.0%	5 6.3%	2 2.5%	80 100%	4.8
3. My child has a caring adult to ensure my child's safety at school.	16 20.3%	10 12.7%	38 48.1%	9 11.4%	3 3.8%	2 2.5%	1 1.3%	79 100%	5.2
4. The school grounds and facilities are safe for my child.	10 13.0%	14 18.2%	36 46.8%	11 14.3%	2 2.6%	4 5.2%	0 0.0%	77 100%	5.1
5. Threats, intimidation, harassment, or hazing are rare in this school.	5 6.6%	11 14.5%	24 31.6%	17 22.4%	11 14.5%	6 7.9%	2 2.6%	76 100%	4.4
6. My child's school has clear rules to maintain students' safety at school.	15 19.0%	12 15.2%	35 44.3%	13 16.5%	2 2.5%	1 1.3%	1 1.3%	79 100%	5.2
Dimension Totals:	74 15.7%	71 15.1%	194 41.2%	71 15.1%	34 7.2%	21 4.5%	6 1.3%	471 100%	5.0

B. Well-Being

	Completely Agree (7)	Strongly Agree (6)	Agree (5)	Neutral (4)	Disagree (3)	Strongly Disagree (2)	Completely Disagree (1)	N	Average Rating
7. My child has friends in school who care about my child.	21 26.3%	18 22.5%	33 41.3%	6 7.5%	1 1.3%	0 0.0%	1 1.3%	80 100%	5.6
8. My child's teachers provide help on classwork when my child needs it.	16 20.3%	19 24.1%	31 39.2%	9 11.4%	2 2.5%	1 1.3%	1 1.3%	79 100%	5.4
9. If my child ever got sick at school, someone would take care of my child.	26 32.9%	8 10.1%	37 46.8%	6 7.6%	0 0.0%	0 0.0%	2 2.5%	79 100%	5.6
10. My child is well-rested for school.	20 25.0%	22 27.5%	30 37.5%	6 7.5%	0 0.0%	0 0.0%	2 2.5%	80 100%	5.6
11. My child is fed before school.	33 41.8%	18 22.8%	23 29.1%	4 5.1%	0 0.0%	1 1.3%	0 0.0%	79 100%	6.0
12. Students are treated fairly at school.	11 14.1%	16 20.5%	26 33.3%	15 19.2%	5 6.4%	3 3.8%	2 2.6%	78 100%	4.9
Dimension Totals:	127 26.7%	101 21.3%	180 37.9%	46 9.7%	8 1.7%	5 1.1%	8 1.7%	475 100%	5.5

C. Satisfaction

	Completely Agree (7)	Strongly Agree (6)	Agree (5)	Neutral (4)	Disagree (3)	Strongly Disagree (2)	Completely Disagree (1)	N	Average Rating
13. I am satisfied with the education my child is receiving at school.	17 21.5%	16 20.3%	26 32.9%	15 19.0%	1 1.3%	3 3.8%	1 1.3%	79 100%	5.3
14. I am satisfied with the quality of resources the DOE provides to teachers and students for learning.	16 20.0%	16 20.0%	27 33.8%	14 17.5%	5 6.3%	2 2.5%	0 0.0%	80 100%	5.2
15. I am satisfied with the printed materials, e-mail/online, phone/text, or in-person meetings used by the school to communicate with me.	22 27.8%	16 20.3%	23 29.1%	9 11.4%	3 3.8%	3 3.8%	3 3.8%	79 100%	5.3
16. My child's teachers seek ways to improve my child's academic progress.	24 30.4%	9 11.4%	28 35.4%	12 15.2%	4 5.1%	1 1.3%	1 1.3%	79 100%	5.4
Dimension Totals:	79 24.9%	57 18.0%	104 32.8%	50 15.8%	13 4.1%	9 2.8%	5 1.6%	317 100%	5.3

D. Involvement/Engagement

	Completely Agree (7)	Strongly Agree (6)	Agree (5)	Neutral (4)	Disagree (3)	Strongly Disagree (2)	Completely Disagree (1)	N	Average Rating
17. Teachers are available to discuss my child's work or behavior.	24 30.0%	11 13.8%	29 36.3%	12 15.0%	1 1.3%	1 1.3%	2 2.5%	80 100%	5.4
18. If I have concerns, I am taken seriously by school administrators.	21 26.6%	11 13.9%	22 27.8%	16 20.3%	2 2.5%	4 5.1%	3 3.8%	79 100%	5.1
19. The school staff makes me feel welcome at the school.	21 26.3%	11 13.8%	25 31.3%	17 21.3%	3 3.8%	0 0.0%	3 3.8%	80 100%	5.2
20. The school gives me opportunities to participate in important decisions about my child's education.	21 26.3%	11 13.8%	26 32.5%	15 18.8%	2 2.5%	2 2.5%	3 3.8%	80 100%	5.2
21. Most of my child's teachers work with me to improve my child's learning	23 28.8%	11 13.8%	22 27.5%	15 18.8%	6 7.5%	1 1.3%	2 2.5%	80 100%	5.2
22. The school has encouraged me to participate in classroom and school activities.	14 17.5%	11 13.8%	26 32.5%	14 17.5%	6 7.5%	6 7.5%	3 3.8%	80 100%	4.8
Dimension Totals:	124 25.9%	66 13.8%	150 31.3%	89 18.6%	20 4.2%	14 2.9%	16 3.3%	479 100%	5.2

Teacher Survey

A. Safety

	Completely Agree (7)	Strongly Agree (6)	Agree (5)	Neutral (4)	Disagree (3)	Strongly Disagree (2)	Completely Disagree (1)	N	Average Rating
1. I feel safe at school.	7 15.9%	10 22.7%	11 25.0%	7 15.9%	6 13.6%	2 4.5%	1 2.3%	44 100%	4.9
2. The school effectively handles staff discipline problems.	1 2.3%	3 6.8%	18 40.9%	6 13.6%	11 25.0%	1 2.3%	4 9.1%	44 100%	4.0
3. I feel safe from harassment, intimidation, and threats at school.	8 18.2%	6 13.6%	12 27.3%	7 15.9%	7 15.9%	2 4.5%	2 4.5%	44 100%	4.7
4. I feel the grounds and facilities at school are safe for staff.	9 20.5%	9 20.5%	14 31.8%	5 11.4%	5 11.4%	0 0.0%	2 4.5%	44 100%	5.1
5. The established safety policies at school make me feel safe.	5 11.4%	10 22.7%	12 27.3%	8 18.2%	6 13.6%	2 4.5%	1 2.3%	44 100%	4.8
6. My school has clear rules for staff behavior.	4 9.1%	4 9.1%	17 38.6%	7 15.9%	9 20.5%	2 4.5%	1 2.3%	44 100%	4.5
Dimension Totals:	34 12.9%	42 15.9%	84 31.8%	40 15.2%	44 16.7%	9 3.4%	11 4.2%	264 100%	4.7

B. Well-Being

	Completely Agree (7)	Strongly Agree (6)	Agree (5)	Neutral (4)	Disagree (3)	Strongly Disagree (2)	Completely Disagree (1)	N	Average Rating
7. I have colleagues at school who care about me.	14 31.8%	10 22.7%	16 36.4%	3 6.8%	0 0.0%	0 0.0%	1 2.3%	44 100%	5.7
8. My leadership provides me with effective advice when I have problems on the job.	7 15.9%	7 15.9%	10 22.7%	8 18.2%	7 15.9%	2 4.5%	3 6.8%	44 100%	4.6
9. My school provides me with the support I need to do my job well.	1 2.3%	6 13.6%	10 22.7%	9 20.5%	12 27.3%	4 9.1%	2 4.5%	44 100%	4.0
10. I feel staff are treated fairly at school.	3 6.8%	5 11.4%	14 31.8%	7 15.9%	6 13.6%	6 13.6%	3 6.8%	44 100%	4.1
Dimension Totals:	25 14.2%	28 15.9%	50 28.4%	27 15.3%	25 14.2%	12 6.8%	9 5.1%	176 100%	4.6

C. Satisfaction

	Completely Agree (7)	Strongly Agree (6)	Agree (5)	Neutral (4)	Disagree (3)	Strongly Disagree (2)	Completely Disagree (1)	N	Average Rating
11. I enjoy working at my school.	7 15.9%	10 22.7%	10 22.7%	10 22.7%	6 13.6%	1 2.3%	0 0.0%	44 100%	5.0
12. I am satisfied with the quality of resources the DOE provides to teachers and students for learning.	1 2.3%	5 11.6%	11 25.6%	7 16.3%	12 27.9%	5 11.6%	2 4.7%	43 100%	3.9
13. I am satisfied with the professional development opportunities the DOE provides for me.	2 4.7%	5 11.6%	9 20.9%	9 20.9%	9 20.9%	5 11.6%	4 9.3%	43 100%	3.9
14. I am satisfied with the respect and value my school gives to my role.	5 11.4%	5 11.4%	12 27.3%	6 13.6%	9 20.5%	5 11.4%	2 4.5%	44 100%	4.3
15. I am satisfied with the opportunities I have to contribute to policy decisions that affect my school.	4 9.1%	5 11.4%	10 22.7%	10 22.7%	4 9.1%	5 11.4%	6 13.6%	44 100%	4.0
Dimension Totals:	19 8.7%	30 13.8%	52 23.9%	42 19.3%	40 18.3%	21 9.6%	14 6.4%	218 100%	4.2

D. Involvement/Engagement

	Completely Agree (7)	Strongly Agree (6)	Agree (5)	Neutral (4)	Disagree (3)	Strongly Disagree (2)	Completely Disagree (1)	N	Average Rating
16. If I have concerns, my leadership responds in a timely manner.	6 13.6%	5 11.4%	9 20.5%	10 22.7%	9 20.5%	2 4.5%	3 6.8%	44 100%	4.3
17. I am proud of the events, meetings, or programs my school provides.	7 15.9%	5 11.4%	16 36.4%	13 29.5%	1 2.3%	1 2.3%	1 2.3%	44 100%	4.9
18. For teachers/staff, I feel comfortable speaking to my school administrator; for principals, I feel comfortable speaking to my Complex Area Superintendent.	4 9.1%	9 20.5%	16 36.4%	4 9.1%	4 9.1%	5 11.4%	2 4.5%	44 100%	4.6
19. I can offer my opinions freely on ways to make improvements at my school.	3 6.8%	7 15.9%	17 38.6%	6 13.6%	3 6.8%	5 11.4%	3 6.8%	44 100%	4.4
20. I feel I am an integral, vital part of the educational community in which I work.	7 15.9%	8 18.2%	16 36.4%	4 9.1%	6 13.6%	2 4.5%	1 2.3%	44 100%	4.9
Dimension Totals:	27 12.3%	34 15.5%	74 33.6%	37 16.8%	23 10.5%	15 6.8%	10 4.5%	220 100%	4.6