
School Quality Survey

Mililani Waena Elementary

Spring 2016

Hawaii Department of Education
Office of Strategy, Innovation, and Performance
Assessment and Accountability Branch
Accountability Section

Publication Date: July 2016

School survey size and return rate:

Group	# Distributed	# Returned	Return Rate (%)
Students:	252	231	91.6%
Parents	252	92	36.5%
Teachers:	43	40	93.0%

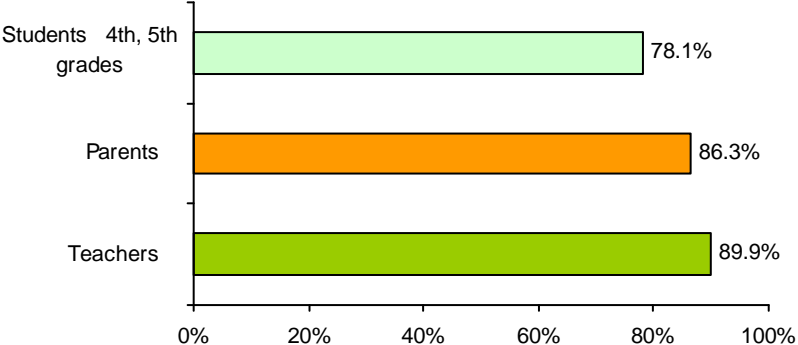
SQS Summary Table

Dimension	Group		Percent (%) Response			
			Average (7-1)	Positive (> 4.0)	Neutral (= 4.0)	Negative (< 4.0)
A. Safety	Students	4th, 5th grades	5.5	78.1%	11.8%	10%
	Parents		5.6	86.3%	9.4%	4.1%
	Teachers		5.9	89.9%	5.4%	4.6%
B. Well-Being	Students	4th, 5th grades	5.5	77.3%	14.7%	7.8%
	Parents		5.9	93.1%	5.7%	1%
	Teachers		5.9	90.6%	3.7%	5.6%
C. Satisfaction	Students	4th, 5th grades	6.1	89.5%	8.1%	2.2%
	Parents		5.7	87.5%	8.4%	4%
	Teachers		5.7	86%	6.5%	7.5%
D. Involvement/Engagement	Students	4th, 5th grades	5.8	81.1%	14.3%	4.4%
	Parents		5.6	82.8%	12.3%	4.7%
	Teachers		5.6	87.9%	6%	6%

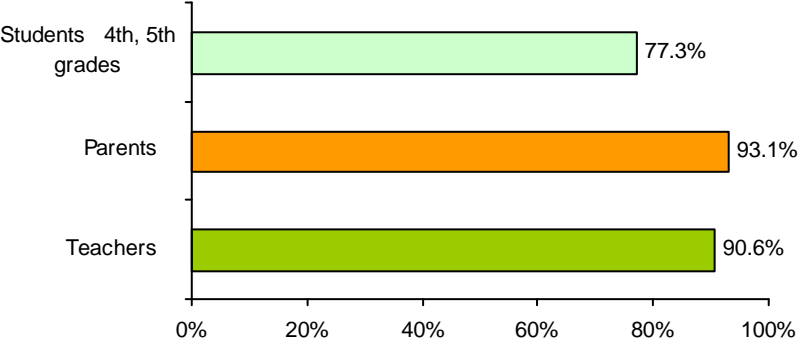
SQS Summary Figure

Dimension	Group	Percent Positive Response
-----------	-------	---------------------------

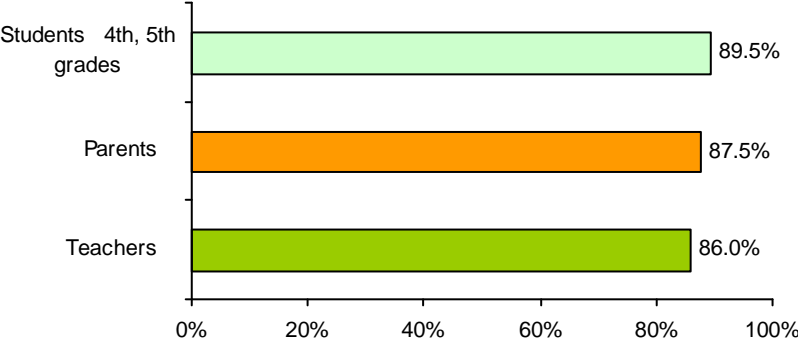
A. Safety



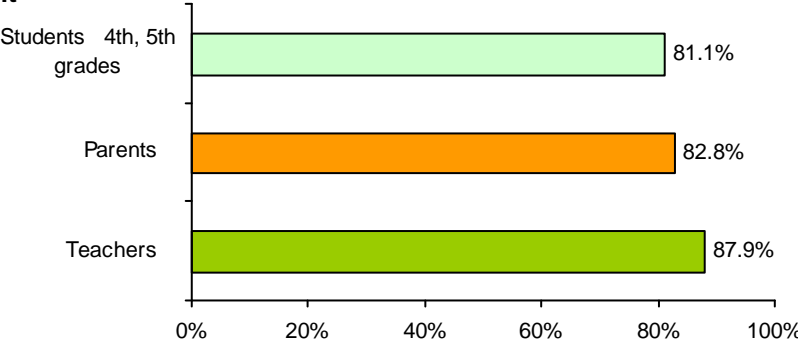
B. Well-Being



C. Satisfaction



D. Involvement/Engagement



Elementary School Student Survey

A. Safety

	Completely Agree (7)	Strongly Agree (6)	Agree (5)	Neutral (4)	Disagree (3)	Strongly Disagree (2)	Completely Disagree (1)	N	Average Rating
1. I feel safe at school.	90 39.1%	62 27.0%	46 20.0%	22 9.6%	5 2.2%	3 1.3%	2 0.9%	230 100%	5.8
2. Students at my school who do not behave are disciplined.	54 23.5%	42 18.3%	50 21.7%	45 19.6%	17 7.4%	11 4.8%	11 4.8%	230 100%	5.0
3. I feel safe from the mean kids at my school.	52 22.6%	42 18.3%	40 17.4%	38 16.5%	29 12.6%	11 4.8%	18 7.8%	230 100%	4.8
4. I feel the school buildings are safe for students.	101 43.9%	70 30.4%	32 13.9%	15 6.5%	8 3.5%	3 1.3%	1 0.4%	230 100%	6.0
5. If I ever got sick at school, someone would take care of me.	108 47.2%	51 22.3%	31 13.5%	26 11.4%	6 2.6%	4 1.7%	3 1.3%	229 100%	5.9
6. There are clear rules to ensure students' safety at school.	117 51.1%	56 24.5%	33 14.4%	17 7.4%	4 1.7%	2 0.9%	0 0.0%	229 100%	6.1
Dimension Totals:	522 37.9%	323 23.4%	232 16.8%	163 11.8%	69 5.0%	34 2.5%	35 2.5%	1,378 100%	5.6

B. Well-Being

	Completely Agree (7)	Strongly Agree (6)	Agree (5)	Neutral (4)	Disagree (3)	Strongly Disagree (2)	Completely Disagree (1)	N	Average Rating
7. I have friends at school who care about me.	117 51.8%	42 18.6%	35 15.5%	20 8.8%	7 3.1%	2 0.9%	3 1.3%	226 100%	6.0
8. My teachers give me help when I need it.	120 51.9%	63 27.3%	34 14.7%	9 3.9%	5 2.2%	0 0.0%	0 0.0%	231 100%	6.2
9. If I feel bad, I can get help from the school staff.	62 27.1%	54 23.6%	41 17.9%	48 21.0%	10 4.4%	3 1.3%	11 4.8%	229 100%	5.2
10. I usually get a good night's sleep before going to school in the morning.	53 23.3%	57 25.1%	42 18.5%	43 18.9%	18 7.9%	5 2.2%	9 4.0%	227 100%	5.1
11. I usually have something to eat before school starts in the morning.	103 44.8%	40 17.4%	37 16.1%	39 17.0%	2 0.9%	4 1.7%	5 2.2%	230 100%	5.7
12. I am treated fairly at this school.	54 23.4%	56 24.2%	53 22.9%	44 19.0%	13 5.6%	5 2.2%	6 2.6%	231 100%	5.2
Dimension Totals:	509 37.0%	312 22.7%	242 17.6%	203 14.8%	55 4.0%	19 1.4%	34 2.5%	1,374 100%	5.6

Elementary School Student Survey

C. Satisfaction

	Completely Agree (7)	Strongly Agree (6)	Agree (5)	Neutral (4)	Disagree (3)	Strongly Disagree (2)	Completely Disagree (1)	N	Average Rating
13. My teachers really listen when I talk.	103 45.2%	62 27.2%	42 18.4%	17 7.5%	2 0.9%	1 0.4%	1 0.4%	228 100%	6.1
14. My teachers want me to learn a lot.	182 79.1%	27 11.7%	18 7.8%	3 1.3%	0 0.0%	0 0.0%	0 0.0%	230 100%	6.7
15. I like what I am learning at school.	82 35.7%	62 27.0%	46 20.0%	34 14.8%	4 1.7%	2 0.9%	0 0.0%	230 100%	5.8
16. The school building has everything I need to learn.	77 33.3%	65 28.1%	50 21.6%	31 13.4%	6 2.6%	2 0.9%	0 0.0%	231 100%	5.7
17. My teachers teach me new things in school.	115 49.8%	67 29.0%	30 13.0%	11 4.8%	7 3.0%	0 0.0%	1 0.4%	231 100%	6.2
18. My school is a good school.	134 58.3%	43 18.7%	31 13.5%	17 7.4%	2 0.9%	0 0.0%	3 1.3%	230 100%	6.2
Dimension	693	326	217	113	21	5	5	1,380	6.1
Totals:	50.2%	23.6%	15.7%	8.2%	1.5%	0.4%	0.4%	100%	6.1

D. Involvement/Engagement

	Completely Agree (7)	Strongly Agree (6)	Agree (5)	Neutral (4)	Disagree (3)	Strongly Disagree (2)	Completely Disagree (1)	N	Average Rating
19. I like coming to school.	76 33.0%	56 24.3%	32 13.9%	48 20.9%	10 4.3%	3 1.3%	5 2.2%	230 100%	5.5
20. When there is a school event that I like, I participate.	120 52.4%	43 18.8%	32 14.0%	25 10.9%	6 2.6%	1 0.4%	2 0.9%	229 100%	6.0
21. I enjoy talking to my teachers.	84 36.5%	62 27.0%	42 18.3%	33 14.3%	4 1.7%	4 1.7%	1 0.4%	230 100%	5.8
22. I like the classes and programs at school.	116 50.2%	49 21.2%	35 15.2%	26 11.3%	3 1.3%	1 0.4%	1 0.4%	231 100%	6.0
Dimension	396	210	141	132	23	9	9	920	5.8
Totals:	43.0%	22.8%	15.3%	14.3%	2.5%	1.0%	1.0%	100%	5.8

A. Safety

	Completely Agree (7)	Strongly Agree (6)	Agree (5)	Neutral (4)	Disagree (3)	Strongly Disagree (2)	Completely Disagree (1)	N	Average Rating
1. My child is safe at school.	28 30.4%	26 28.3%	31 33.7%	6 6.5%	0 0.0%	1 1.1%	0 0.0%	92 100%	5.8
2. My child is safe from harassment, intimidation, and threats at school.	23 25.0%	21 22.8%	31 33.7%	8 8.7%	8 8.7%	0 0.0%	1 1.1%	92 100%	5.4
3. My child has a caring adult to ensure my child's safety at school.	28 30.4%	24 26.1%	31 33.7%	8 8.7%	1 1.1%	0 0.0%	0 0.0%	92 100%	5.8
4. The school grounds and facilities are safe for my child.	29 31.5%	23 25.0%	31 33.7%	6 6.5%	3 3.3%	0 0.0%	0 0.0%	92 100%	5.8
5. Threats, intimidation, harassment, or hazing are rare in this school.	29 31.9%	17 18.7%	20 22.0%	18 19.8%	6 6.6%	0 0.0%	1 1.1%	91 100%	5.5
6. My child's school has clear rules to maintain students' safety at school.	34 37.0%	23 25.0%	27 29.3%	6 6.5%	2 2.2%	0 0.0%	0 0.0%	92 100%	5.9
Dimension Totals:	171 31.0%	134 24.3%	171 31.0%	52 9.4%	20 3.6%	1 0.2%	2 0.4%	551 100%	5.7

B. Well-Being

	Completely Agree (7)	Strongly Agree (6)	Agree (5)	Neutral (4)	Disagree (3)	Strongly Disagree (2)	Completely Disagree (1)	N	Average Rating
7. My child has friends in school who care about my child.	29 31.5%	23 25.0%	33 35.9%	4 4.3%	1 1.1%	2 2.2%	0 0.0%	92 100%	5.8
8. My child's teachers provide help on classwork when my child needs it.	37 40.2%	24 26.1%	25 27.2%	5 5.4%	1 1.1%	0 0.0%	0 0.0%	92 100%	6.0
9. If my child ever got sick at school, someone would take care of my child.	38 41.3%	19 20.7%	26 28.3%	8 8.7%	1 1.1%	0 0.0%	0 0.0%	92 100%	5.9
10. My child is well-rested for school.	27 29.3%	29 31.5%	34 37.0%	2 2.2%	0 0.0%	0 0.0%	0 0.0%	92 100%	5.9
11. My child is fed before school.	51 55.4%	18 19.6%	23 25.0%	0 0.0%	0 0.0%	0 0.0%	0 0.0%	92 100%	6.3
12. Students are treated fairly at school.	29 31.5%	25 27.2%	24 26.1%	13 14.1%	0 0.0%	0 0.0%	1 1.1%	92 100%	5.7
Dimension Totals:	211 38.2%	138 25.0%	165 29.9%	32 5.8%	3 0.5%	2 0.4%	1 0.2%	552 100%	5.9

C. Satisfaction

	Completely Agree (7)	Strongly Agree (6)	Agree (5)	Neutral (4)	Disagree (3)	Strongly Disagree (2)	Completely Disagree (1)	N	Average Rating
13. I am satisfied with the education my child is receiving at school.	34 37.0%	25 27.2%	24 26.1%	4 4.3%	5 5.4%	0 0.0%	0 0.0%	92 100%	5.9
14. I am satisfied with the quality of resources the DOE provides to teachers and students for learning.	27 29.3%	20 21.7%	30 32.6%	10 10.9%	2 2.2%	1 1.1%	2 2.2%	92 100%	5.5
15. I am satisfied with the printed materials, e-mail/online, phone/text, or in-person meetings used by the school to communicate with me.	35 38.0%	22 23.9%	24 26.1%	8 8.7%	3 3.3%	0 0.0%	0 0.0%	92 100%	5.8
16. My child's teachers seek ways to improve my child's academic progress.	38 41.3%	20 21.7%	23 25.0%	9 9.8%	1 1.1%	0 0.0%	1 1.1%	92 100%	5.9
Dimension Totals:	134 36.4%	87 23.6%	101 27.4%	31 8.4%	11 3.0%	1 0.3%	3 0.8%	368 100%	5.8

D. Involvement/Engagement

	Completely Agree (7)	Strongly Agree (6)	Agree (5)	Neutral (4)	Disagree (3)	Strongly Disagree (2)	Completely Disagree (1)	N	Average Rating
17. Teachers are available to discuss my child's work or behavior.	36 39.1%	23 25.0%	27 29.3%	4 4.3%	1 1.1%	0 0.0%	1 1.1%	92 100%	5.9
18. If I have concerns, I am taken seriously by school administrators.	27 30.0%	21 23.3%	24 26.7%	16 17.8%	2 2.2%	0 0.0%	0 0.0%	90 100%	5.6
19. The school staff makes me feel welcome at the school.	31 33.7%	22 23.9%	26 28.3%	7 7.6%	4 4.3%	1 1.1%	1 1.1%	92 100%	5.7
20. The school gives me opportunities to participate in important decisions about my child's education.	22 24.2%	22 24.2%	28 30.8%	15 16.5%	4 4.4%	0 0.0%	0 0.0%	91 100%	5.5
21. Most of my child's teachers work with me to improve my child's learning	31 33.7%	24 26.1%	26 28.3%	9 9.8%	1 1.1%	0 0.0%	1 1.1%	92 100%	5.8
22. The school has encouraged me to participate in classroom and school activities.	25 27.2%	13 14.1%	27 29.3%	17 18.5%	5 5.4%	3 3.3%	2 2.2%	92 100%	5.2
Dimension Totals:	172 31.3%	125 22.8%	158 28.8%	68 12.4%	17 3.1%	4 0.7%	5 0.9%	549 100%	5.6

Teacher Survey

A. Safety

	Completely Agree (7)	Strongly Agree (6)	Agree (5)	Neutral (4)	Disagree (3)	Strongly Disagree (2)	Completely Disagree (1)	N	Average Rating
1. I feel safe at school.	19 47.5%	14 35.0%	7 17.5%	0 0.0%	0 0.0%	0 0.0%	0 0.0%	40 100%	6.3
2. The school effectively handles staff discipline problems.	11 27.5%	11 27.5%	7 17.5%	8 20.0%	1 2.5%	2 5.0%	0 0.0%	40 100%	5.4
3. I feel safe from harassment, intimidation, and threats at school.	12 30.8%	13 33.3%	8 20.5%	2 5.1%	2 5.1%	2 5.1%	0 0.0%	39 100%	5.6
4. I feel the grounds and facilities at school are safe for staff.	20 50.0%	11 27.5%	8 20.0%	0 0.0%	1 2.5%	0 0.0%	0 0.0%	40 100%	6.2
5. The established safety policies at school make me feel safe.	17 43.6%	11 28.2%	10 25.6%	0 0.0%	1 2.6%	0 0.0%	0 0.0%	39 100%	6.1
6. My school has clear rules for staff behavior.	17 42.5%	9 22.5%	9 22.5%	3 7.5%	1 2.5%	1 2.5%	0 0.0%	40 100%	5.9
Dimension Totals:	96 40.3%	69 29.0%	49 20.6%	13 5.5%	6 2.5%	5 2.1%	0 0.0%	238 100%	5.9

B. Well-Being

	Completely Agree (7)	Strongly Agree (6)	Agree (5)	Neutral (4)	Disagree (3)	Strongly Disagree (2)	Completely Disagree (1)	N	Average Rating
7. I have colleagues at school who care about me.	23 57.5%	7 17.5%	10 25.0%	0 0.0%	0 0.0%	0 0.0%	0 0.0%	40 100%	6.3
8. My leadership provides me with effective advice when I have problems on the job.	19 47.5%	7 17.5%	10 25.0%	2 5.0%	2 5.0%	0 0.0%	0 0.0%	40 100%	6.0
9. My school provides me with the support I need to do my job well.	18 45.0%	9 22.5%	10 25.0%	1 2.5%	2 5.0%	0 0.0%	0 0.0%	40 100%	6.0
10. I feel staff are treated fairly at school.	10 25.0%	12 30.0%	10 25.0%	3 7.5%	5 12.5%	0 0.0%	0 0.0%	40 100%	5.5
Dimension Totals:	70 43.8%	35 21.9%	40 25.0%	6 3.8%	9 5.6%	0 0.0%	0 0.0%	160 100%	5.9

C. Satisfaction

	Completely Agree (7)	Strongly Agree (6)	Agree (5)	Neutral (4)	Disagree (3)	Strongly Disagree (2)	Completely Disagree (1)	N	Average Rating
11. I enjoy working at my school.	17 42.5%	6 15.0%	12 30.0%	1 2.5%	4 10.0%	0 0.0%	0 0.0%	40 100%	5.8
12. I am satisfied with the quality of resources the DOE provides to teachers and students for learning.	12 30.0%	11 27.5%	11 27.5%	3 7.5%	2 5.0%	1 2.5%	0 0.0%	40 100%	5.6
13. I am satisfied with the professional development opportunities the DOE provides for me.	11 27.5%	13 32.5%	13 32.5%	2 5.0%	1 2.5%	0 0.0%	0 0.0%	40 100%	5.8
14. I am satisfied with the respect and value my school gives to my role.	16 40.0%	12 30.0%	6 15.0%	2 5.0%	3 7.5%	1 2.5%	0 0.0%	40 100%	5.8
15. I am satisfied with the opportunities I have to contribute to policy decisions that affect my school.	11 27.5%	11 27.5%	10 25.0%	5 12.5%	3 7.5%	0 0.0%	0 0.0%	40 100%	5.6
Dimension Totals:	67 33.5%	53 26.5%	52 26.0%	13 6.5%	13 6.5%	2 1.0%	0 0.0%	200 100%	5.7

D. Involvement/Engagement

	Completely Agree (7)	Strongly Agree (6)	Agree (5)	Neutral (4)	Disagree (3)	Strongly Disagree (2)	Completely Disagree (1)	N	Average Rating
16. If I have concerns, my leadership responds in a timely manner.	13 32.5%	14 35.0%	10 25.0%	1 2.5%	2 5.0%	0 0.0%	0 0.0%	40 100%	5.9
17. I am proud of the events, meetings, or programs my school provides.	19 47.5%	8 20.0%	13 32.5%	0 0.0%	0 0.0%	0 0.0%	0 0.0%	40 100%	6.2
18. For teachers/staff, I feel comfortable speaking to my school administrator; for principals, I feel comfortable speaking to my Complex Area Superintendent.	9 22.5%	12 30.0%	10 25.0%	2 5.0%	4 10.0%	0 0.0%	3 7.5%	40 100%	5.2
19. I can offer my opinions freely on ways to make improvements at my school.	9 23.1%	6 15.4%	15 38.5%	6 15.4%	2 5.1%	1 2.6%	0 0.0%	39 100%	5.3
20. I feel I am an integral, vital part of the educational community in which I work.	11 27.5%	11 27.5%	15 37.5%	3 7.5%	0 0.0%	0 0.0%	0 0.0%	40 100%	5.8
Dimension Totals:	61 30.7%	51 25.6%	63 31.7%	12 6.0%	8 4.0%	1 0.5%	3 1.5%	199 100%	5.7