
School Quality Survey

Major Sheldon Wheeler Elementary

Spring 2016

Hawaii Department of Education
Office of Strategy, Innovation, and Performance
Assessment and Accountability Branch
Accountability Section

Publication Date: July 2016

School survey size and return rate:

Group	# Distributed	# Returned	Return Rate (%)
Students:	235	214	91.0%
Parents	235	48	20.4%
Teachers:	53	32	60.3%

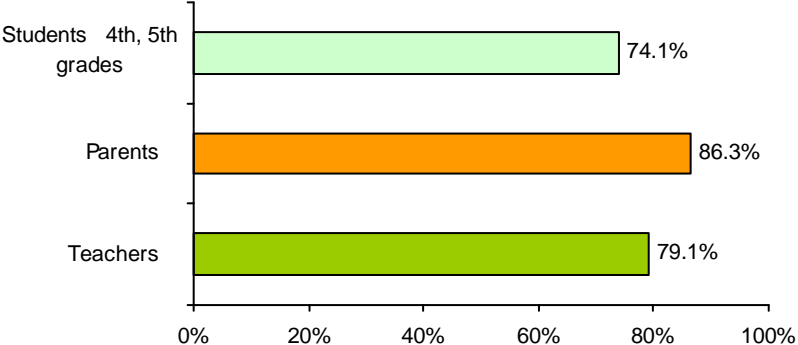
SQS Summary Table

Dimension	Group		Percent (%) Response			
			Average (7-1)	Positive (> 4.0)	Neutral (= 4.0)	Negative (< 4.0)
A. Safety	Students	4th, 5th grades	5.4	74.1%	16.5%	9.3%
	Parents		5.7	86.3%	8.4%	5.2%
	Teachers		5.3	79.1%	11.4%	9.3%
B. Well-Being	Students	4th, 5th grades	5.6	75.6%	15.4%	8.8%
	Parents		6.0	90.8%	7%	2.1%
	Teachers		5.2	74.2%	15.6%	10.1%
C. Satisfaction	Students	4th, 5th grades	6.0	86.1%	9.3%	4.4%
	Parents		5.5	77.4%	12.5%	9.9%
	Teachers		4.6	54.7%	26.1%	19.1%
D. Involvement/Engagement	Students	4th, 5th grades	5.6	75.9%	16.9%	7.1%
	Parents		5.9	86.3%	10.8%	2.7%
	Teachers		5.0	67.9%	18.2%	13.8%

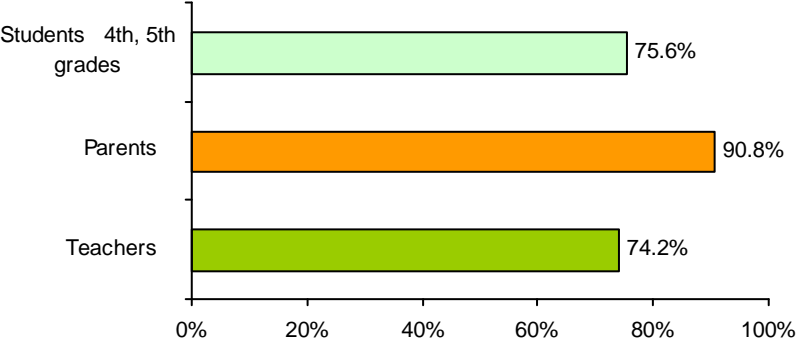
SQS Summary Figure

Dimension	Group	Percent Positive Response
-----------	-------	---------------------------

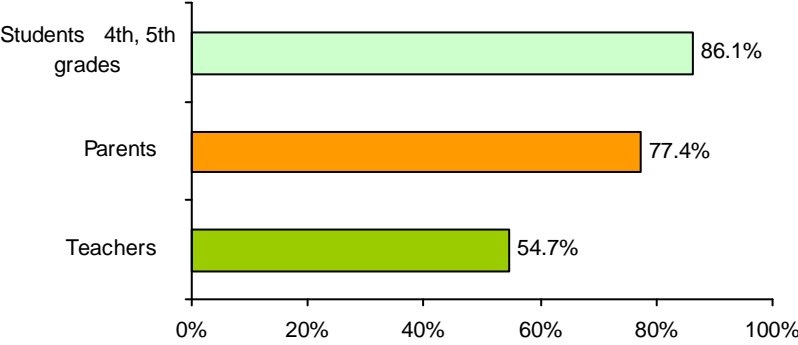
A. Safety



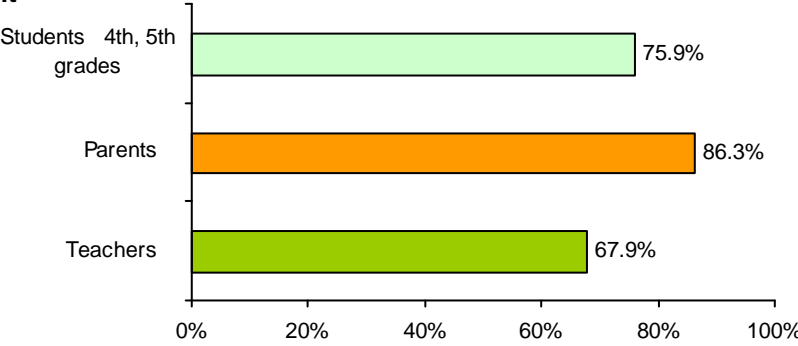
B. Well-Being



C. Satisfaction



D. Involvement/Engagement



Elementary School Student Survey

A. Safety

	Completely Agree (7)	Strongly Agree (6)	Agree (5)	Neutral (4)	Disagree (3)	Strongly Disagree (2)	Completely Disagree (1)	N	Average Rating
1. I feel safe at school.	90 42.5%	39 18.4%	40 18.9%	37 17.5%	3 1.4%	1 0.5%	2 0.9%	212 100%	5.8
2. Students at my school who do not behave are disciplined.	48 22.9%	41 19.5%	54 25.7%	43 20.5%	13 6.2%	4 1.9%	7 3.3%	210 100%	5.1
3. I feel safe from the mean kids at my school.	44 20.7%	46 21.6%	31 14.6%	40 18.8%	22 10.3%	3 1.4%	27 12.7%	213 100%	4.7
4. I feel the school buildings are safe for students.	83 39.5%	40 19.0%	44 21.0%	31 14.8%	8 3.8%	1 0.5%	3 1.4%	210 100%	5.7
5. If I ever got sick at school, someone would take care of me.	71 33.6%	39 18.5%	49 23.2%	35 16.6%	10 4.7%	3 1.4%	4 1.9%	211 100%	5.5
6. There are clear rules to ensure students' safety at school.	103 48.8%	42 19.9%	35 16.6%	24 11.4%	4 1.9%	3 1.4%	0 0.0%	211 100%	6.0
Dimension Totals:	439 34.6%	247 19.5%	253 20.0%	210 16.6%	60 4.7%	15 1.2%	43 3.4%	1,267 100%	5.5

B. Well-Being

	Completely Agree (7)	Strongly Agree (6)	Agree (5)	Neutral (4)	Disagree (3)	Strongly Disagree (2)	Completely Disagree (1)	N	Average Rating
7. I have friends at school who care about me.	117 55.5%	31 14.7%	32 15.2%	15 7.1%	8 3.8%	3 1.4%	5 2.4%	211 100%	6.0
8. My teachers give me help when I need it.	122 57.8%	36 17.1%	30 14.2%	19 9.0%	3 1.4%	1 0.5%	0 0.0%	211 100%	6.2
9. If I feel bad, I can get help from the school staff.	67 31.9%	40 19.0%	40 19.0%	42 20.0%	14 6.7%	5 2.4%	2 1.0%	210 100%	5.4
10. I usually get a good night's sleep before going to school in the morning.	58 28.6%	47 23.2%	33 16.3%	36 17.7%	15 7.4%	4 2.0%	10 4.9%	203 100%	5.2
11. I usually have something to eat before school starts in the morning.	111 53.4%	23 11.1%	24 11.5%	35 16.8%	9 4.3%	3 1.4%	3 1.4%	208 100%	5.8
12. I am treated fairly at this school.	58 27.5%	46 21.8%	34 16.1%	47 22.3%	12 5.7%	7 3.3%	7 3.3%	211 100%	5.2
Dimension Totals:	533 42.5%	223 17.8%	193 15.4%	194 15.5%	61 4.9%	23 1.8%	27 2.2%	1,254 100%	5.6

Elementary School Student Survey

C. Satisfaction

	Completely Agree (7)	Strongly Agree (6)	Agree (5)	Neutral (4)	Disagree (3)	Strongly Disagree (2)	Completely Disagree (1)	N	Average Rating
13. My teachers really listen when I talk.	122 58.7%	34 16.3%	25 12.0%	21 10.1%	3 1.4%	0 0.0%	3 1.4%	208 100%	6.1
14. My teachers want me to learn a lot.	167 78.4%	21 9.9%	18 8.5%	6 2.8%	1 0.5%	0 0.0%	0 0.0%	213 100%	6.6
15. I like what I am learning at school.	94 44.3%	41 19.3%	37 17.5%	31 14.6%	3 1.4%	0 0.0%	6 2.8%	212 100%	5.8
16. The school building has everything I need to learn.	78 36.8%	53 25.0%	40 18.9%	21 9.9%	9 4.2%	5 2.4%	6 2.8%	212 100%	5.6
17. My teachers teach me new things in school.	127 59.6%	39 18.3%	29 13.6%	15 7.0%	2 0.9%	1 0.5%	0 0.0%	213 100%	6.3
18. My school is a good school.	87 41.2%	41 19.4%	40 19.0%	25 11.8%	8 3.8%	5 2.4%	5 2.4%	211 100%	5.7
Dimension	675	229	189	119	26	11	20	1,269	6.0
Totals:	53.2%	18.0%	14.9%	9.4%	2.0%	0.9%	1.6%	100%	6.0

D. Involvement/Engagement

	Completely Agree (7)	Strongly Agree (6)	Agree (5)	Neutral (4)	Disagree (3)	Strongly Disagree (2)	Completely Disagree (1)	N	Average Rating
19. I like coming to school.	65 31.1%	42 20.1%	38 18.2%	38 18.2%	8 3.8%	3 1.4%	15 7.2%	209 100%	5.2
20. When there is a school event that I like, I participate.	109 51.7%	33 15.6%	23 10.9%	31 14.7%	9 4.3%	4 1.9%	2 0.9%	211 100%	5.9
21. I enjoy talking to my teachers.	91 42.9%	45 21.2%	33 15.6%	36 17.0%	3 1.4%	1 0.5%	3 1.4%	212 100%	5.8
22. I like the classes and programs at school.	81 38.0%	42 19.7%	40 18.8%	38 17.8%	5 2.3%	2 0.9%	5 2.3%	213 100%	5.6
Dimension	346	162	134	143	25	10	25	845	5.6
Totals:	40.9%	19.2%	15.9%	16.9%	3.0%	1.2%	3.0%	100%	5.6

A. Safety

	Completely Agree (7)	Strongly Agree (6)	Agree (5)	Neutral (4)	Disagree (3)	Strongly Disagree (2)	Completely Disagree (1)	N	Average Rating
1. My child is safe at school.	24 50.0%	9 18.8%	11 22.9%	3 6.3%	1 2.1%	0 0.0%	0 0.0%	48 100%	6.1
2. My child is safe from harassment, intimidation, and threats at school.	14 29.8%	5 10.6%	20 42.6%	3 6.4%	5 10.6%	0 0.0%	0 0.0%	47 100%	5.4
3. My child has a caring adult to ensure my child's safety at school.	25 52.1%	13 27.1%	7 14.6%	3 6.3%	0 0.0%	0 0.0%	0 0.0%	48 100%	6.3
4. The school grounds and facilities are safe for my child.	19 39.6%	10 20.8%	14 29.2%	3 6.3%	2 4.2%	0 0.0%	0 0.0%	48 100%	5.9
5. Threats, intimidation, harassment, or hazing are rare in this school.	13 28.3%	7 15.2%	14 30.4%	7 15.2%	4 8.7%	1 2.2%	0 0.0%	46 100%	5.3
6. My child's school has clear rules to maintain students' safety at school.	18 37.5%	11 22.9%	12 25.0%	5 10.4%	2 4.2%	0 0.0%	0 0.0%	48 100%	5.8
Dimension Totals:	113 39.6%	55 19.3%	78 27.4%	24 8.4%	14 4.9%	1 0.4%	0 0.0%	285 100%	5.8

B. Well-Being

	Completely Agree (7)	Strongly Agree (6)	Agree (5)	Neutral (4)	Disagree (3)	Strongly Disagree (2)	Completely Disagree (1)	N	Average Rating
7. My child has friends in school who care about my child.	18 37.5%	13 27.1%	15 31.3%	2 4.2%	0 0.0%	0 0.0%	0 0.0%	48 100%	6.0
8. My child's teachers provide help on classwork when my child needs it.	24 51.1%	10 21.3%	8 17.0%	4 8.5%	1 2.1%	0 0.0%	0 0.0%	47 100%	6.1
9. If my child ever got sick at school, someone would take care of my child.	18 38.3%	16 34.0%	10 21.3%	2 4.3%	1 2.1%	0 0.0%	0 0.0%	47 100%	6.0
10. My child is well-rested for school.	22 46.8%	17 36.2%	5 10.6%	3 6.4%	0 0.0%	0 0.0%	0 0.0%	47 100%	6.2
11. My child is fed before school.	35 72.9%	8 16.7%	1 2.1%	3 6.3%	0 0.0%	0 0.0%	1 2.1%	48 100%	6.5
12. Students are treated fairly at school.	20 41.7%	10 20.8%	9 18.8%	6 12.5%	2 4.2%	0 0.0%	1 2.1%	48 100%	5.8
Dimension Totals:	137 48.1%	74 26.0%	48 16.8%	20 7.0%	4 1.4%	0 0.0%	2 0.7%	285 100%	6.1

C. Satisfaction

	Completely Agree (7)	Strongly Agree (6)	Agree (5)	Neutral (4)	Disagree (3)	Strongly Disagree (2)	Completely Disagree (1)	N	Average Rating
13. I am satisfied with the education my child is receiving at school.	15 31.9%	11 23.4%	8 17.0%	6 12.8%	3 6.4%	1 2.1%	3 6.4%	47 100%	5.3
14. I am satisfied with the quality of resources the DOE provides to teachers and students for learning.	11 22.9%	12 25.0%	10 20.8%	6 12.5%	6 12.5%	2 4.2%	1 2.1%	48 100%	5.1
15. I am satisfied with the printed materials, e-mail/online, phone/text, or in-person meetings used by the school to communicate with me.	19 39.6%	7 14.6%	13 27.1%	7 14.6%	2 4.2%	0 0.0%	0 0.0%	48 100%	5.7
16. My child's teachers seek ways to improve my child's academic progress.	24 50.0%	8 16.7%	10 20.8%	5 10.4%	1 2.1%	0 0.0%	0 0.0%	48 100%	6.0
Dimension Totals:	69 36.1%	38 19.9%	41 21.5%	24 12.6%	12 6.3%	3 1.6%	4 2.1%	191 100%	5.5

D. Involvement/Engagement

	Completely Agree (7)	Strongly Agree (6)	Agree (5)	Neutral (4)	Disagree (3)	Strongly Disagree (2)	Completely Disagree (1)	N	Average Rating
17. Teachers are available to discuss my child's work or behavior.	23 47.9%	9 18.8%	12 25.0%	4 8.3%	0 0.0%	0 0.0%	0 0.0%	48 100%	6.1
18. If I have concerns, I am taken seriously by school administrators.	21 43.8%	8 16.7%	10 20.8%	7 14.6%	2 4.2%	0 0.0%	0 0.0%	48 100%	5.8
19. The school staff makes me feel welcome at the school.	26 55.3%	7 14.9%	13 27.7%	1 2.1%	0 0.0%	0 0.0%	0 0.0%	47 100%	6.2
20. The school gives me opportunities to participate in important decisions about my child's education.	21 43.8%	8 16.7%	11 22.9%	6 12.5%	2 4.2%	0 0.0%	0 0.0%	48 100%	5.8
21. Most of my child's teachers work with me to improve my child's learning	23 47.9%	10 20.8%	7 14.6%	7 14.6%	0 0.0%	1 2.1%	0 0.0%	48 100%	6.0
22. The school has encouraged me to participate in classroom and school activities.	16 34.0%	10 21.3%	12 25.5%	6 12.8%	2 4.3%	0 0.0%	1 2.1%	47 100%	5.6
Dimension Totals:	130 45.5%	52 18.2%	65 22.7%	31 10.8%	6 2.1%	1 0.3%	1 0.3%	286 100%	5.9

Teacher Survey

A. Safety

	Completely Agree (7)	Strongly Agree (6)	Agree (5)	Neutral (4)	Disagree (3)	Strongly Disagree (2)	Completely Disagree (1)	N	Average Rating
1. I feel safe at school.	13 40.6%	8 25.0%	9 28.1%	2 6.3%	0 0.0%	0 0.0%	0 0.0%	32 100%	6.0
2. The school effectively handles staff discipline problems.	2 6.3%	5 15.6%	15 46.9%	4 12.5%	5 15.6%	1 3.1%	0 0.0%	32 100%	4.8
3. I feel safe from harassment, intimidation, and threats at school.	11 34.4%	6 18.8%	8 25.0%	4 12.5%	3 9.4%	0 0.0%	0 0.0%	32 100%	5.6
4. I feel the grounds and facilities at school are safe for staff.	7 21.9%	10 31.3%	10 31.3%	2 6.3%	2 6.3%	0 0.0%	1 3.1%	32 100%	5.4
5. The established safety policies at school make me feel safe.	4 12.5%	14 43.8%	8 25.0%	4 12.5%	2 6.3%	0 0.0%	0 0.0%	32 100%	5.4
6. My school has clear rules for staff behavior.	2 6.3%	11 34.4%	9 28.1%	6 18.8%	3 9.4%	1 3.1%	0 0.0%	32 100%	5.0
Dimension Totals:	39 20.3%	54 28.1%	59 30.7%	22 11.5%	15 7.8%	2 1.0%	1 0.5%	192 100%	5.4

B. Well-Being

	Completely Agree (7)	Strongly Agree (6)	Agree (5)	Neutral (4)	Disagree (3)	Strongly Disagree (2)	Completely Disagree (1)	N	Average Rating
7. I have colleagues at school who care about me.	10 31.3%	9 28.1%	8 25.0%	5 15.6%	0 0.0%	0 0.0%	0 0.0%	32 100%	5.8
8. My leadership provides me with effective advice when I have problems on the job.	3 9.4%	12 37.5%	9 28.1%	6 18.8%	2 6.3%	0 0.0%	0 0.0%	32 100%	5.3
9. My school provides me with the support I need to do my job well.	3 9.4%	9 28.1%	10 31.3%	5 15.6%	5 15.6%	0 0.0%	0 0.0%	32 100%	5.0
10. I feel staff are treated fairly at school.	4 12.5%	7 21.9%	11 34.4%	4 12.5%	4 12.5%	2 6.3%	0 0.0%	32 100%	4.9
Dimension Totals:	20 15.6%	37 28.9%	38 29.7%	20 15.6%	11 8.6%	2 1.6%	0 0.0%	128 100%	5.2

Teacher Survey

C. Satisfaction

	Completely Agree (7)	Strongly Agree (6)	Agree (5)	Neutral (4)	Disagree (3)	Strongly Disagree (2)	Completely Disagree (1)	N	Average Rating
11. I enjoy working at my school.	6 18.8%	7 21.9%	10 31.3%	7 21.9%	1 3.1%	1 3.1%	0 0.0%	32 100%	5.2
12. I am satisfied with the quality of resources the DOE provides to teachers and students for learning.	0 0.0%	4 12.5%	7 21.9%	11 34.4%	7 21.9%	3 9.4%	0 0.0%	32 100%	4.1
13. I am satisfied with the professional development opportunities the DOE provides for me.	2 6.3%	3 9.4%	9 28.1%	8 25.0%	6 18.8%	2 6.3%	2 6.3%	32 100%	4.2
14. I am satisfied with the respect and value my school gives to my role.	4 12.9%	6 19.4%	8 25.8%	10 32.3%	2 6.5%	1 3.2%	0 0.0%	31 100%	4.9
15. I am satisfied with the opportunities I have to contribute to policy decisions that affect my school.	4 13.3%	6 20.0%	10 33.3%	5 16.7%	3 10.0%	2 6.7%	0 0.0%	30 100%	4.9
Dimension Totals:	16 10.2%	26 16.6%	44 28.0%	41 26.1%	19 12.1%	9 5.7%	2 1.3%	157 100%	4.6

D. Involvement/Engagement

	Completely Agree (7)	Strongly Agree (6)	Agree (5)	Neutral (4)	Disagree (3)	Strongly Disagree (2)	Completely Disagree (1)	N	Average Rating
16. If I have concerns, my leadership responds in a timely manner.	7 21.9%	8 25.0%	8 25.0%	7 21.9%	0 0.0%	2 6.3%	0 0.0%	32 100%	5.3
17. I am proud of the events, meetings, or programs my school provides.	4 12.5%	5 15.6%	11 34.4%	8 25.0%	2 6.3%	2 6.3%	0 0.0%	32 100%	4.8
18. For teachers/staff, I feel comfortable speaking to my school administrator; for principals, I feel comfortable speaking to my Complex Area Superintendent.	11 34.4%	6 18.8%	4 12.5%	6 18.8%	2 6.3%	2 6.3%	1 3.1%	32 100%	5.3
19. I can offer my opinions freely on ways to make improvements at my school.	7 22.6%	6 19.4%	7 22.6%	4 12.9%	5 16.1%	1 3.2%	1 3.2%	31 100%	5.0
20. I feel I am an integral, vital part of the educational community in which I work.	4 12.5%	9 28.1%	11 34.4%	4 12.5%	3 9.4%	1 3.1%	0 0.0%	32 100%	5.1
Dimension Totals:	33 20.8%	34 21.4%	41 25.8%	29 18.2%	12 7.5%	8 5.0%	2 1.3%	159 100%	5.1