
School Quality Survey

Mililani Middle

Spring 2016

Hawaii Department of Education
Office of Strategy, Innovation, and Performance
Assessment and Accountability Branch
Accountability Section

Publication Date: July 2016

School survey size and return rate:

Group	# Distributed	# Returned	Return Rate (%)
Students:	1235	1007	81.5%
Parents	1235	375	30.3%
Teachers:	100	80	80.0%

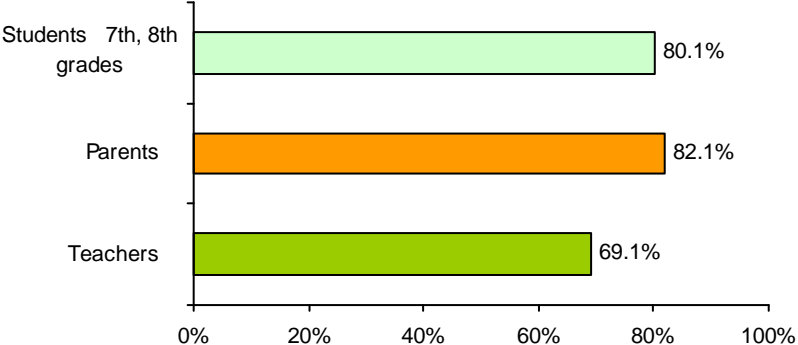
SQS Summary Table

Dimension	Group		Percent (%) Response			
			Average (7-1)	Positive (> 4.0)	Neutral (= 4.0)	Negative (< 4.0)
A. Safety	Students	7th, 8th grades	5.5	80.1%	14.4%	5.4%
	Parents		5.4	82.1%	11.1%	6.6%
	Teachers		5.1	69.1%	16.4%	14.3%
B. Well-Being	Students	7th, 8th grades	5.3	74.2%	15.3%	10.3%
	Parents		5.6	87.6%	8.9%	3.4%
	Teachers		4.8	64%	16.4%	19.5%
C. Satisfaction	Students	7th, 8th grades	5.6	84.2%	11%	4.7%
	Parents		5.2	75.5%	14.1%	10.2%
	Teachers		4.5	54.3%	20.5%	25%
D. Involvement/Engagement	Students	7th, 8th grades	4.9	62.4%	23.3%	14.2%
	Parents		5.1	72.8%	18.4%	8.7%
	Teachers		4.5	59.1%	16.5%	24.3%

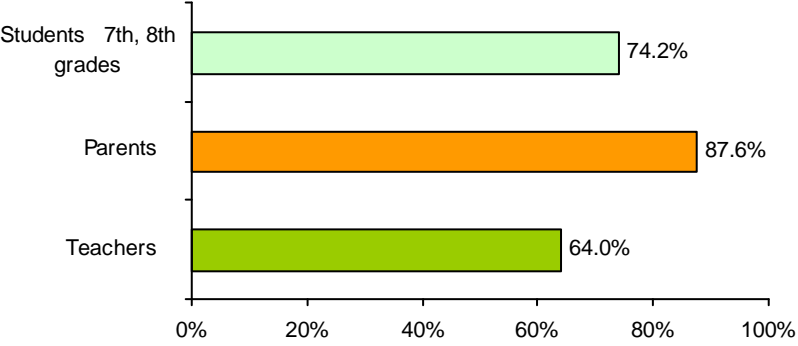
SQS Summary Figure

Dimension	Group	Percent Positive Response
-----------	-------	---------------------------

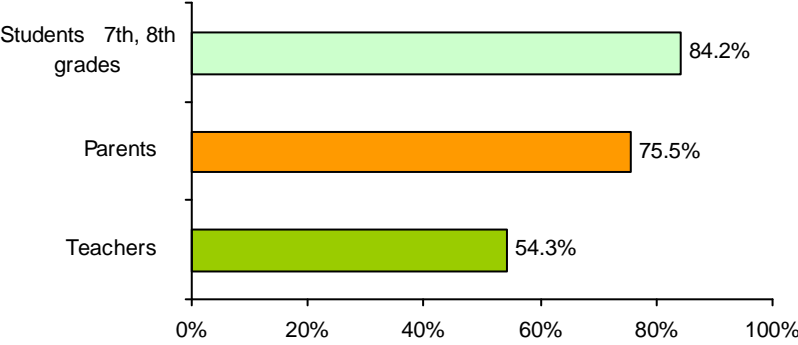
A. Safety



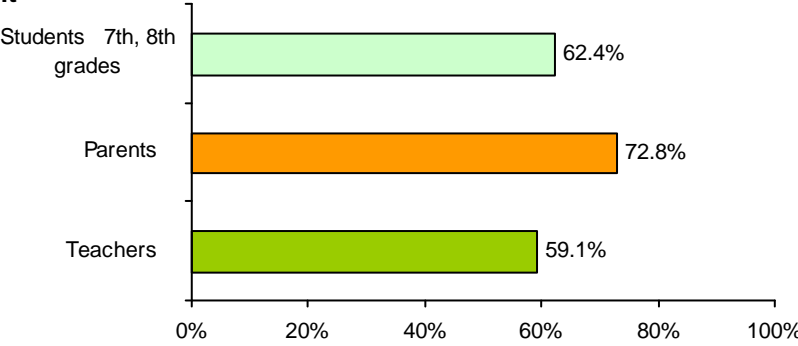
B. Well-Being



C. Satisfaction



D. Involvement/Engagement



Middle/Intermediate School Student Survey

A. Safety

	Completely Agree (7)	Strongly Agree (6)	Agree (5)	Neutral (4)	Disagree (3)	Strongly Disagree (2)	Completely Disagree (1)	N	Average Rating
1. I feel safe at school.	340 33.9%	299 29.8%	247 24.6%	95 9.5%	8 0.8%	3 0.3%	12 1.2%	1,004 100%	5.8
2. Students at my school who violate safety rules are disciplined.	199 19.9%	237 23.7%	284 28.5%	191 19.1%	56 5.6%	15 1.5%	16 1.6%	998 100%	5.2
3. I feel safe from the bullying behavior of students at my school.	203 20.5%	229 23.1%	268 27.0%	195 19.7%	44 4.4%	26 2.6%	27 2.7%	992 100%	5.2
4. I feel the school grounds and facilities are safe for students.	296 29.8%	289 29.1%	278 28.0%	109 11.0%	11 1.1%	4 0.4%	7 0.7%	994 100%	5.7
5. If I ever got sick at school, someone would take care of me.	305 30.6%	213 21.3%	224 22.4%	182 18.2%	39 3.9%	9 0.9%	26 2.6%	998 100%	5.4
6. There are clear rules to ensure students' safety at school.	362 36.2%	259 25.9%	264 26.4%	92 9.2%	10 1.0%	4 0.4%	9 0.9%	1,000 100%	5.8
Dimension Totals:	1,705 28.5%	1,526 25.5%	1,565 26.1%	864 14.4%	168 2.8%	61 1.0%	97 1.6%	5,986 100%	5.5

B. Well-Being

	Completely Agree (7)	Strongly Agree (6)	Agree (5)	Neutral (4)	Disagree (3)	Strongly Disagree (2)	Completely Disagree (1)	N	Average Rating
7. I have friends at school who care about me.	567 57.0%	191 19.2%	161 16.2%	52 5.2%	11 1.1%	5 0.5%	8 0.8%	995 100%	6.2
8. My teachers give me help on classwork when I need it.	399 40.2%	254 25.6%	238 24.0%	73 7.4%	16 1.6%	5 0.5%	8 0.8%	993 100%	5.9
9. If I feel bad, I can get help from the school staff.	261 26.2%	229 23.0%	233 23.4%	180 18.1%	46 4.6%	16 1.6%	30 3.0%	995 100%	5.3
10. I usually get a good night's sleep before going to school in the morning.	155 15.5%	141 14.1%	240 24.0%	280 28.0%	93 9.3%	39 3.9%	52 5.2%	1,000 100%	4.7
11. I usually eat breakfast before school.	314 31.3%	130 13.0%	157 15.7%	184 18.3%	97 9.7%	43 4.3%	78 7.8%	1,003 100%	4.9
12. I am treated fairly at this school.	232 23.2%	250 25.0%	296 29.5%	149 14.9%	38 3.8%	11 1.1%	26 2.6%	1,002 100%	5.4
Dimension Totals:	1,928 32.2%	1,195 20.0%	1,325 22.1%	918 15.3%	301 5.0%	119 2.0%	202 3.4%	5,988 100%	5.4

Middle/Intermediate School Student Survey

C. Satisfaction

	Completely Agree (7)	Strongly Agree (6)	Agree (5)	Neutral (4)	Disagree (3)	Strongly Disagree (2)	Completely Disagree (1)	N	Average Rating
13. I feel my classes are preparing me well for more schooling or for a job.	289 28.8%	268 26.7%	251 25.0%	128 12.8%	36 3.6%	13 1.3%	18 1.8%	1,003 100%	5.5
14. I am satisfied with the education I am receiving at my school.	312 31.1%	259 25.8%	261 26.0%	117 11.7%	30 3.0%	8 0.8%	15 1.5%	1,002 100%	5.6
15. My school's facilities help me learn.	300 29.9%	277 27.6%	302 30.1%	98 9.8%	11 1.1%	4 0.4%	10 1.0%	1,002 100%	5.7
16. I am satisfied with the quality of teaching most of my teachers provide at school.	291 29.0%	295 29.4%	255 25.4%	115 11.5%	26 2.6%	4 0.4%	16 1.6%	1,002 100%	5.6
17. Overall, this is a good school.	358 35.9%	286 28.7%	214 21.5%	94 9.4%	25 2.5%	3 0.3%	17 1.7%	997 100%	5.8
Dimension Totals:	1,550 31.0%	1,385 27.7%	1,283 25.6%	552 11.0%	128 2.6%	32 0.6%	76 1.5%	5,006 100%	5.7

D. Involvement/Engagement

	Completely Agree (7)	Strongly Agree (6)	Agree (5)	Neutral (4)	Disagree (3)	Strongly Disagree (2)	Completely Disagree (1)	N	Average Rating
18. If I have concerns, I feel comfortable speaking to school staff about them.	177 17.7%	178 17.8%	259 25.9%	204 20.4%	92 9.2%	36 3.6%	55 5.5%	1,001 100%	4.8
19. I like coming to school.	155 15.5%	176 17.6%	239 23.9%	273 27.3%	58 5.8%	22 2.2%	76 7.6%	999 100%	4.7
20. When there is a school event that I like, I participate.	219 21.9%	168 16.8%	252 25.2%	223 22.3%	76 7.6%	23 2.3%	39 3.9%	1,000 100%	5.0
21. I am interested in classes and programs provided at school.	202 20.1%	193 19.2%	282 28.1%	235 23.4%	48 4.8%	15 1.5%	30 3.0%	1,005 100%	5.1
Dimension Totals:	753 18.8%	715 17.9%	1,032 25.8%	935 23.3%	274 6.8%	96 2.4%	200 5.0%	4,005 100%	4.9

A. Safety

	Completely Agree (7)	Strongly Agree (6)	Agree (5)	Neutral (4)	Disagree (3)	Strongly Disagree (2)	Completely Disagree (1)	N	Average Rating
1. My child is safe at school.	92 24.7%	99 26.5%	140 37.5%	29 7.8%	9 2.4%	2 0.5%	2 0.5%	373 100%	5.6
2. My child is safe from harassment, intimidation, and threats at school.	65 17.5%	89 24.0%	117 31.5%	56 15.1%	30 8.1%	8 2.2%	6 1.6%	371 100%	5.1
3. My child has a caring adult to ensure my child's safety at school.	94 25.3%	97 26.1%	125 33.7%	39 10.5%	8 2.2%	3 0.8%	5 1.3%	371 100%	5.5
4. The school grounds and facilities are safe for my child.	88 23.6%	108 29.0%	133 35.7%	33 8.8%	6 1.6%	1 0.3%	4 1.1%	373 100%	5.6
5. Threats, intimidation, harassment, or hazing are rare in this school.	55 15.1%	73 20.0%	119 32.6%	68 18.6%	36 9.9%	6 1.6%	8 2.2%	365 100%	5.0
6. My child's school has clear rules to maintain students' safety at school.	102 27.5%	92 24.8%	139 37.5%	23 6.2%	9 2.4%	1 0.3%	5 1.3%	371 100%	5.6
Dimension Totals:	496 22.3%	558 25.1%	773 34.8%	248 11.2%	98 4.4%	21 0.9%	30 1.3%	2,224 100%	5.4

B. Well-Being

	Completely Agree (7)	Strongly Agree (6)	Agree (5)	Neutral (4)	Disagree (3)	Strongly Disagree (2)	Completely Disagree (1)	N	Average Rating
7. My child has friends in school who care about my child.	119 32.0%	110 29.6%	112 30.1%	26 7.0%	3 0.8%	1 0.3%	1 0.3%	372 100%	5.8
8. My child's teachers provide help on classwork when my child needs it.	94 25.5%	99 26.8%	115 31.2%	41 11.1%	12 3.3%	4 1.1%	4 1.1%	369 100%	5.5
9. If my child ever got sick at school, someone would take care of my child.	108 29.0%	92 24.7%	127 34.1%	31 8.3%	7 1.9%	3 0.8%	4 1.1%	372 100%	5.6
10. My child is well-rested for school.	98 26.2%	108 28.9%	135 36.1%	25 6.7%	8 2.1%	0 0.0%	0 0.0%	374 100%	5.7
11. My child is fed before school.	181 48.3%	74 19.7%	97 25.9%	20 5.3%	2 0.5%	1 0.3%	0 0.0%	375 100%	6.1
12. Students are treated fairly at school.	76 20.5%	84 22.7%	127 34.3%	57 15.4%	15 4.1%	3 0.8%	8 2.2%	370 100%	5.3
Dimension Totals:	676 30.3%	567 25.4%	713 31.9%	200 9.0%	47 2.1%	12 0.5%	17 0.8%	2,232 100%	5.7

C. Satisfaction

	Completely Agree (7)	Strongly Agree (6)	Agree (5)	Neutral (4)	Disagree (3)	Strongly Disagree (2)	Completely Disagree (1)	N	Average Rating
13. I am satisfied with the education my child is receiving at school.	80 21.3%	97 25.9%	120 32.0%	46 12.3%	20 5.3%	8 2.1%	4 1.1%	375 100%	5.3
14. I am satisfied with the quality of resources the DOE provides to teachers and students for learning.	65 17.6%	68 18.4%	133 35.9%	68 18.4%	22 5.9%	9 2.4%	5 1.4%	370 100%	5.1
15. I am satisfied with the printed materials, e-mail/online, phone/text, or in-person meetings used by the school to communicate with me.	86 22.9%	91 24.3%	129 34.4%	36 9.6%	16 4.3%	10 2.7%	7 1.9%	375 100%	5.4
16. My child's teachers seek ways to improve my child's academic progress.	71 19.2%	76 20.6%	109 29.5%	61 16.5%	34 9.2%	9 2.4%	9 2.4%	369 100%	5.1
Dimension Totals:	302 20.3%	332 22.3%	491 33.0%	211 14.2%	92 6.2%	36 2.4%	25 1.7%	1,489 100%	5.2

D. Involvement/Engagement

	Completely Agree (7)	Strongly Agree (6)	Agree (5)	Neutral (4)	Disagree (3)	Strongly Disagree (2)	Completely Disagree (1)	N	Average Rating
17. Teachers are available to discuss my child's work or behavior.	76 20.5%	80 21.6%	129 34.9%	56 15.1%	17 4.6%	4 1.1%	8 2.2%	370 100%	5.3
18. If I have concerns, I am taken seriously by school administrators.	81 22.2%	83 22.7%	108 29.6%	74 20.3%	9 2.5%	4 1.1%	6 1.6%	365 100%	5.3
19. The school staff makes me feel welcome at the school.	91 24.5%	85 22.9%	127 34.2%	51 13.7%	8 2.2%	4 1.1%	5 1.3%	371 100%	5.5
20. The school gives me opportunities to participate in important decisions about my child's education.	75 20.4%	82 22.3%	116 31.5%	70 19.0%	16 4.3%	1 0.3%	8 2.2%	368 100%	5.3
21. Most of my child's teachers work with me to improve my child's learning	71 19.4%	68 18.6%	109 29.8%	81 22.1%	21 5.7%	6 1.6%	10 2.7%	366 100%	5.1
22. The school has encouraged me to participate in classroom and school activities.	54 14.6%	60 16.2%	115 31.1%	75 20.3%	39 10.5%	11 3.0%	16 4.3%	370 100%	4.8
Dimension Totals:	448 20.3%	458 20.7%	704 31.9%	407 18.4%	110 5.0%	30 1.4%	53 2.4%	2,210 100%	5.2

Teacher Survey

A. Safety

	Completely Agree (7)	Strongly Agree (6)	Agree (5)	Neutral (4)	Disagree (3)	Strongly Disagree (2)	Completely Disagree (1)	N	Average Rating
1. I feel safe at school.	34 42.5%	13 16.3%	21 26.3%	4 5.0%	6 7.5%	1 1.3%	1 1.3%	80 100%	5.7
2. The school effectively handles staff discipline problems.	7 8.8%	9 11.3%	19 23.8%	25 31.3%	14 17.5%	3 3.8%	3 3.8%	80 100%	4.4
3. I feel safe from harassment, intimidation, and threats at school.	18 22.5%	16 20.0%	19 23.8%	12 15.0%	13 16.3%	0 0.0%	2 2.5%	80 100%	5.1
4. I feel the grounds and facilities at school are safe for staff.	29 36.3%	12 15.0%	24 30.0%	9 11.3%	5 6.3%	1 1.3%	0 0.0%	80 100%	5.6
5. The established safety policies at school make me feel safe.	18 22.5%	12 15.0%	25 31.3%	16 20.0%	7 8.8%	2 2.5%	0 0.0%	80 100%	5.2
6. My school has clear rules for staff behavior.	11 13.8%	13 16.3%	32 40.0%	13 16.3%	8 10.0%	3 3.8%	0 0.0%	80 100%	5.0
Dimension Totals:	117 24.4%	75 15.6%	140 29.2%	79 16.5%	53 11.0%	10 2.1%	6 1.3%	480 100%	5.1

B. Well-Being

	Completely Agree (7)	Strongly Agree (6)	Agree (5)	Neutral (4)	Disagree (3)	Strongly Disagree (2)	Completely Disagree (1)	N	Average Rating
7. I have colleagues at school who care about me.	40 50.0%	14 17.5%	22 27.5%	2 2.5%	2 2.5%	0 0.0%	0 0.0%	80 100%	6.1
8. My leadership provides me with effective advice when I have problems on the job.	6 7.7%	14 17.9%	22 28.2%	19 24.4%	8 10.3%	4 5.1%	5 6.4%	78 100%	4.5
9. My school provides me with the support I need to do my job well.	7 8.8%	15 18.8%	26 32.5%	15 18.8%	9 11.3%	5 6.3%	3 3.8%	80 100%	4.6
10. I feel staff are treated fairly at school.	5 6.3%	10 12.7%	22 27.8%	16 20.3%	14 17.7%	6 7.6%	6 7.6%	79 100%	4.2
Dimension Totals:	58 18.3%	53 16.7%	92 29.0%	52 16.4%	33 10.4%	15 4.7%	14 4.4%	317 100%	4.8

C. Satisfaction

	Completely Agree (7)	Strongly Agree (6)	Agree (5)	Neutral (4)	Disagree (3)	Strongly Disagree (2)	Completely Disagree (1)	N	Average Rating
11. I enjoy working at my school.	18 22.5%	17 21.3%	26 32.5%	14 17.5%	5 6.3%	0 0.0%	0 0.0%	80 100%	5.4
12. I am satisfied with the quality of resources the DOE provides to teachers and students for learning.	5 6.3%	9 11.4%	25 31.6%	16 20.3%	22 27.8%	2 2.5%	0 0.0%	79 100%	4.4
13. I am satisfied with the professional development opportunities the DOE provides for me.	8 10.0%	4 5.0%	27 33.8%	22 27.5%	15 18.8%	2 2.5%	2 2.5%	80 100%	4.4
14. I am satisfied with the respect and value my school gives to my role.	5 6.3%	14 17.5%	24 30.0%	15 18.8%	15 18.8%	4 5.0%	3 3.8%	80 100%	4.4
15. I am satisfied with the opportunities I have to contribute to policy decisions that affect my school.	4 5.0%	8 10.0%	23 28.8%	15 18.8%	18 22.5%	5 6.3%	7 8.8%	80 100%	4.0
Dimension Totals:	40 10.0%	52 13.0%	125 31.3%	82 20.6%	75 18.8%	13 3.3%	12 3.0%	399 100%	4.5

D. Involvement/Engagement

	Completely Agree (7)	Strongly Agree (6)	Agree (5)	Neutral (4)	Disagree (3)	Strongly Disagree (2)	Completely Disagree (1)	N	Average Rating
16. If I have concerns, my leadership responds in a timely manner.	7 8.8%	9 11.3%	34 42.5%	10 12.5%	12 15.0%	4 5.0%	4 5.0%	80 100%	4.5
17. I am proud of the events, meetings, or programs my school provides.	14 17.5%	17 21.3%	32 40.0%	11 13.8%	6 7.5%	0 0.0%	0 0.0%	80 100%	5.3
18. For teachers/staff, I feel comfortable speaking to my school administrator; for principals, I feel comfortable speaking to my Complex Area Superintendent.	8 10.0%	9 11.3%	25 31.3%	9 11.3%	12 15.0%	9 11.3%	8 10.0%	80 100%	4.2
19. I can offer my opinions freely on ways to make improvements at my school.	5 6.3%	7 8.9%	24 30.4%	18 22.8%	13 16.5%	6 7.6%	6 7.6%	79 100%	4.1
20. I feel I am an integral, vital part of the educational community in which I work.	4 5.0%	13 16.3%	28 35.0%	18 22.5%	9 11.3%	5 6.3%	3 3.8%	80 100%	4.5
Dimension Totals:	38 9.5%	55 13.8%	143 35.8%	66 16.5%	52 13.0%	24 6.0%	21 5.3%	399 100%	4.5