

---

# School Quality Survey

## Mililani Mauka Elementary

Spring 2016

---

---

Hawaii Department of Education  
Office of Strategy, Innovation, and Performance  
Assessment and Accountability Branch  
Accountability Section

Publication Date: July 2016

### School survey size and return rate:

Group	# Distributed	# Returned	Return Rate (%)
Students:	318	164	51.5%
Parents	318	122	38.3%
Teachers:	56	56	100.0%

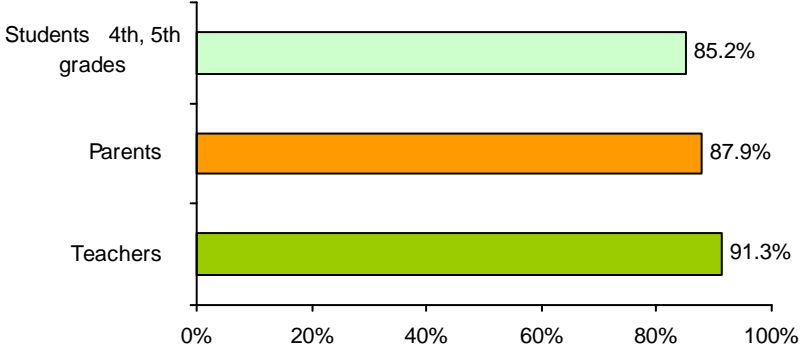
# SQS Summary Table

Dimension	Group		Percent (%) Response			
			Average (7-1)	Positive (> 4.0)	Neutral (= 4.0)	Negative (< 4.0)
A. Safety	Students	4th, 5th grades	5.9	85.2%	10.2%	4.4%
	Parents		5.7	87.9%	8%	3.9%
	Teachers		5.7	91.3%	5%	3.5%
B. Well-Being	Students	4th, 5th grades	6.0	85.4%	12.1%	2.4%
	Parents		6.1	94.3%	3.9%	1.6%
	Teachers		5.2	78.1%	6.6%	15.1%
C. Satisfaction	Students	4th, 5th grades	6.2	92.2%	6%	1.7%
	Parents		5.8	86.8%	7.9%	5.1%
	Teachers		4.9	76.7%	8.9%	14.3%
D. Involvement/Engagement	Students	4th, 5th grades	5.8	82.7%	13.1%	4.1%
	Parents		5.8	89.1%	7.9%	2.8%
	Teachers		4.8	68.4%	10.3%	21.1%

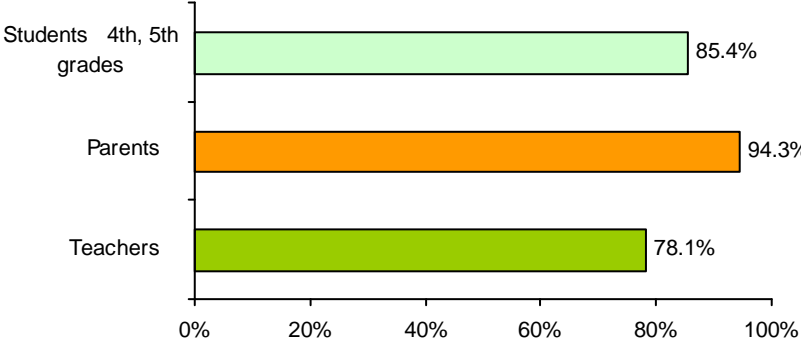
# SQS Summary Figure

Dimension	Group	Percent Positive Response
-----------	-------	---------------------------

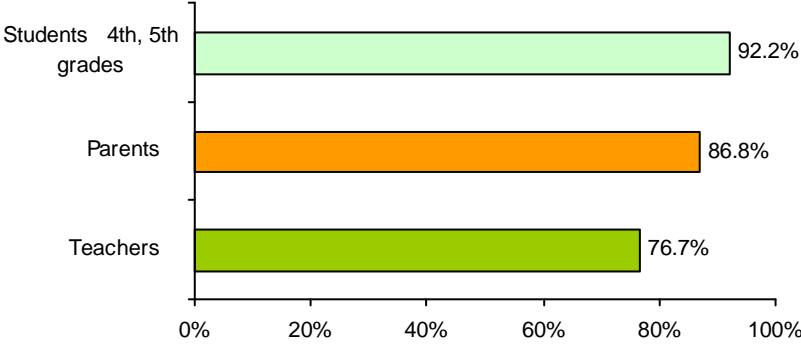
## A. Safety



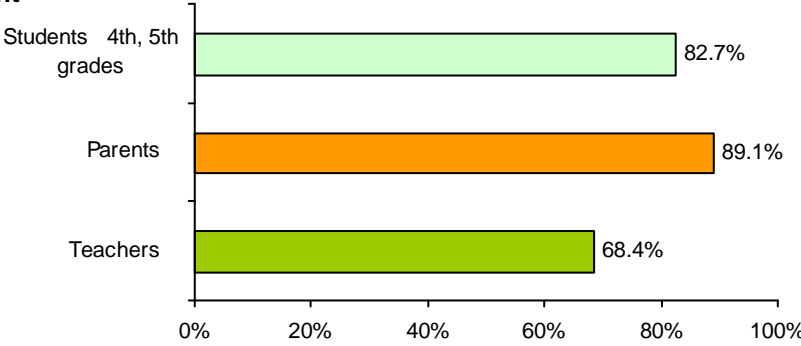
## B. Well-Being



## C. Satisfaction



## D. Involvement/Engagement



## Elementary School Student Survey

### A. Safety

	Completely Agree (7)	Strongly Agree (6)	Agree (5)	Neutral (4)	Disagree (3)	Strongly Disagree (2)	Completely Disagree (1)	N	Average Rating
1. I feel safe at school.	82 50.0%	37 22.6%	28 17.1%	16 9.8%	0 0.0%	1 0.6%	0 0.0%	164 100%	6.1
2. Students at my school who do not behave are disciplined.	46 28.0%	36 22.0%	35 21.3%	32 19.5%	4 2.4%	6 3.7%	5 3.0%	164 100%	5.3
3. I feel safe from the mean kids at my school.	52 31.7%	28 17.1%	32 19.5%	31 18.9%	11 6.7%	1 0.6%	9 5.5%	164 100%	5.2
4. I feel the school buildings are safe for students.	93 57.1%	38 23.3%	22 13.5%	9 5.5%	1 0.6%	0 0.0%	0 0.0%	163 100%	6.3
5. If I ever got sick at school, someone would take care of me.	103 62.8%	29 17.7%	20 12.2%	8 4.9%	3 1.8%	0 0.0%	1 0.6%	164 100%	6.3
6. There are clear rules to ensure students' safety at school.	92 56.4%	41 25.2%	23 14.1%	5 3.1%	0 0.0%	1 0.6%	1 0.6%	163 100%	6.3
<b>Dimension Totals:</b>	468 47.7%	209 21.3%	160 16.3%	101 10.3%	19 1.9%	9 0.9%	16 1.6%	982 100%	5.9

### B. Well-Being

	Completely Agree (7)	Strongly Agree (6)	Agree (5)	Neutral (4)	Disagree (3)	Strongly Disagree (2)	Completely Disagree (1)	N	Average Rating
7. I have friends at school who care about me.	98 59.8%	40 24.4%	15 9.1%	11 6.7%	0 0.0%	0 0.0%	0 0.0%	164 100%	6.4
8. My teachers give me help when I need it.	105 64.8%	35 21.6%	12 7.4%	9 5.6%	1 0.6%	0 0.0%	0 0.0%	162 100%	6.4
9. If I feel bad, I can get help from the school staff.	70 42.7%	44 26.8%	25 15.2%	18 11.0%	4 2.4%	0 0.0%	3 1.8%	164 100%	5.9
10. I usually get a good night's sleep before going to school in the morning.	39 23.9%	56 34.4%	26 16.0%	37 22.7%	2 1.2%	1 0.6%	2 1.2%	163 100%	5.5
11. I usually have something to eat before school starts in the morning.	98 59.8%	26 15.9%	13 7.9%	21 12.8%	4 2.4%	2 1.2%	0 0.0%	164 100%	6.1
12. I am treated fairly at this school.	60 36.6%	49 29.9%	27 16.5%	23 14.0%	3 1.8%	0 0.0%	2 1.2%	164 100%	5.8
<b>Dimension Totals:</b>	470 47.9%	250 25.5%	118 12.0%	119 12.1%	14 1.4%	3 0.3%	7 0.7%	981 100%	6.0

## Elementary School Student Survey

### C. Satisfaction

	Completely Agree (7)	Strongly Agree (6)	Agree (5)	Neutral (4)	Disagree (3)	Strongly Disagree (2)	Completely Disagree (1)	N	Average Rating
13. My teachers really listen when I talk.	97 59.1%	35 21.3%	19 11.6%	9 5.5%	2 1.2%	1 0.6%	1 0.6%	164 100%	6.3
14. My teachers want me to learn a lot.	125 76.2%	27 16.5%	7 4.3%	4 2.4%	0 0.0%	1 0.6%	0 0.0%	164 100%	6.6
15. I like what I am learning at school.	54 33.1%	54 33.1%	27 16.6%	23 14.1%	2 1.2%	0 0.0%	3 1.8%	163 100%	5.8
16. The school building has everything I need to learn.	73 44.5%	47 28.7%	31 18.9%	10 6.1%	2 1.2%	0 0.0%	1 0.6%	164 100%	6.1
17. My teachers teach me new things in school.	96 58.5%	40 24.4%	20 12.2%	6 3.7%	1 0.6%	0 0.0%	1 0.6%	164 100%	6.3
18. My school is a good school.	107 65.2%	29 17.7%	19 11.6%	7 4.3%	0 0.0%	1 0.6%	1 0.6%	164 100%	6.4
<b>Dimension</b>	552	232	123	59	7	3	7	983	6.2
<b>Totals:</b>	56.2%	23.6%	12.5%	6.0%	0.7%	0.3%	0.7%	100%	

### D. Involvement/Engagement

	Completely Agree (7)	Strongly Agree (6)	Agree (5)	Neutral (4)	Disagree (3)	Strongly Disagree (2)	Completely Disagree (1)	N	Average Rating
19. I like coming to school.	62 37.8%	37 22.6%	28 17.1%	26 15.9%	5 3.0%	2 1.2%	4 2.4%	164 100%	5.6
20. When there is a school event that I like, I participate.	67 41.1%	50 30.7%	20 12.3%	24 14.7%	2 1.2%	0 0.0%	0 0.0%	163 100%	6.0
21. I enjoy talking to my teachers.	70 42.7%	36 22.0%	27 16.5%	20 12.2%	5 3.0%	3 1.8%	3 1.8%	164 100%	5.8
22. I like the classes and programs at school.	75 45.7%	44 26.8%	26 15.9%	16 9.8%	1 0.6%	1 0.6%	1 0.6%	164 100%	6.0
<b>Dimension</b>	274	167	101	86	13	6	8	655	5.8
<b>Totals:</b>	41.8%	25.5%	15.4%	13.1%	2.0%	0.9%	1.2%	100%	

**A. Safety**

	Completely Agree (7)	Strongly Agree (6)	Agree (5)	Neutral (4)	Disagree (3)	Strongly Disagree (2)	Completely Disagree (1)	N	Average Rating
1. My child is safe at school.	41 33.6%	49 40.2%	22 18.0%	6 4.9%	2 1.6%	1 0.8%	1 0.8%	122 100%	5.9
2. My child is safe from harassment, intimidation, and threats at school.	27 22.3%	29 24.0%	42 34.7%	14 11.6%	6 5.0%	0 0.0%	3 2.5%	121 100%	5.4
3. My child has a caring adult to ensure my child's safety at school.	50 41.0%	30 24.6%	31 25.4%	7 5.7%	2 1.6%	1 0.8%	1 0.8%	122 100%	5.9
4. The school grounds and facilities are safe for my child.	45 37.2%	40 33.1%	25 20.7%	9 7.4%	0 0.0%	1 0.8%	1 0.8%	121 100%	5.9
5. Threats, intimidation, harassment, or hazing are rare in this school.	29 24.0%	34 28.1%	31 25.6%	19 15.7%	4 3.3%	1 0.8%	3 2.5%	121 100%	5.4
6. My child's school has clear rules to maintain students' safety at school.	48 39.3%	44 36.1%	24 19.7%	4 3.3%	0 0.0%	1 0.8%	1 0.8%	122 100%	6.1
<b>Dimension Totals:</b>	240 32.9%	226 31.0%	175 24.0%	59 8.1%	14 1.9%	5 0.7%	10 1.4%	729 100%	5.8

**B. Well-Being**

	Completely Agree (7)	Strongly Agree (6)	Agree (5)	Neutral (4)	Disagree (3)	Strongly Disagree (2)	Completely Disagree (1)	N	Average Rating
7. My child has friends in school who care about my child.	52 42.6%	37 30.3%	27 22.1%	4 3.3%	0 0.0%	2 1.6%	0 0.0%	122 100%	6.1
8. My child's teachers provide help on classwork when my child needs it.	58 47.5%	31 25.4%	24 19.7%	7 5.7%	0 0.0%	1 0.8%	1 0.8%	122 100%	6.1
9. If my child ever got sick at school, someone would take care of my child.	56 46.7%	32 26.7%	25 20.8%	5 4.2%	0 0.0%	0 0.0%	2 1.7%	120 100%	6.1
10. My child is well-rested for school.	45 37.2%	42 34.7%	25 20.7%	7 5.8%	1 0.8%	0 0.0%	1 0.8%	121 100%	6.0
11. My child is fed before school.	79 65.3%	23 19.0%	19 15.7%	0 0.0%	0 0.0%	0 0.0%	0 0.0%	121 100%	6.5
12. Students are treated fairly at school.	44 36.7%	38 31.7%	28 23.3%	6 5.0%	1 0.8%	1 0.8%	2 1.7%	120 100%	5.9
<b>Dimension Totals:</b>	334 46.0%	203 28.0%	148 20.4%	29 4.0%	2 0.3%	4 0.6%	6 0.8%	726 100%	6.1

**C. Satisfaction**

	Completely Agree (7)	Strongly Agree (6)	Agree (5)	Neutral (4)	Disagree (3)	Strongly Disagree (2)	Completely Disagree (1)	N	Average Rating
13. I am satisfied with the education my child is receiving at school.	44 36.1%	37 30.3%	26 21.3%	9 7.4%	3 2.5%	1 0.8%	2 1.6%	122 100%	5.8
14. I am satisfied with the quality of resources the DOE provides to teachers and students for learning.	34 27.9%	37 30.3%	28 23.0%	12 9.8%	5 4.1%	5 4.1%	1 0.8%	122 100%	5.5
15. I am satisfied with the printed materials, e-mail/online, phone/text, or in-person meetings used by the school to communicate with me.	49 40.2%	35 28.7%	29 23.8%	6 4.9%	2 1.6%	0 0.0%	1 0.8%	122 100%	6.0
16. My child's teachers seek ways to improve my child's academic progress.	49 40.2%	37 30.3%	19 15.6%	12 9.8%	2 1.6%	2 1.6%	1 0.8%	122 100%	5.9
<b>Dimension Totals:</b>	176 36.1%	146 29.9%	102 20.9%	39 8.0%	12 2.5%	8 1.6%	5 1.0%	488 100%	5.8

**D. Involvement/Engagement**

	Completely Agree (7)	Strongly Agree (6)	Agree (5)	Neutral (4)	Disagree (3)	Strongly Disagree (2)	Completely Disagree (1)	N	Average Rating
17. Teachers are available to discuss my child's work or behavior.	59 48.4%	29 23.8%	27 22.1%	4 3.3%	3 2.5%	0 0.0%	0 0.0%	122 100%	6.1
18. If I have concerns, I am taken seriously by school administrators.	42 34.7%	31 25.6%	29 24.0%	16 13.2%	0 0.0%	1 0.8%	2 1.7%	121 100%	5.7
19. The school staff makes me feel welcome at the school.	47 38.5%	31 25.4%	36 29.5%	6 4.9%	0 0.0%	0 0.0%	2 1.6%	122 100%	5.9
20. The school gives me opportunities to participate in important decisions about my child's education.	46 37.7%	32 26.2%	30 24.6%	10 8.2%	1 0.8%	1 0.8%	2 1.6%	122 100%	5.8
21. Most of my child's teachers work with me to improve my child's learning	50 41.0%	37 30.3%	24 19.7%	9 7.4%	0 0.0%	1 0.8%	1 0.8%	122 100%	6.0
22. The school has encouraged me to participate in classroom and school activities.	44 36.1%	26 21.3%	32 26.2%	13 10.7%	3 2.5%	3 2.5%	1 0.8%	122 100%	5.7
<b>Dimension Totals:</b>	288 39.4%	186 25.4%	178 24.4%	58 7.9%	7 1.0%	6 0.8%	8 1.1%	731 100%	5.9

## Teacher Survey

### A. Safety

	Completely Agree (7)	Strongly Agree (6)	Agree (5)	Neutral (4)	Disagree (3)	Strongly Disagree (2)	Completely Disagree (1)	N	Average Rating
1. I feel safe at school.	21 37.5%	16 28.6%	18 32.1%	0 0.0%	0 0.0%	1 1.8%	0 0.0%	56 100%	6.0
2. The school effectively handles staff discipline problems.	6 10.7%	19 33.9%	20 35.7%	7 12.5%	3 5.4%	1 1.8%	0 0.0%	56 100%	5.3
3. I feel safe from harassment, intimidation, and threats at school.	14 25.0%	19 33.9%	12 21.4%	6 10.7%	4 7.1%	1 1.8%	0 0.0%	56 100%	5.5
4. I feel the grounds and facilities at school are safe for staff.	15 26.8%	29 51.8%	12 21.4%	0 0.0%	0 0.0%	0 0.0%	0 0.0%	56 100%	6.1
5. The established safety policies at school make me feel safe.	9 16.1%	26 46.4%	19 33.9%	2 3.6%	0 0.0%	0 0.0%	0 0.0%	56 100%	5.8
6. My school has clear rules for staff behavior.	11 20.0%	22 40.0%	18 32.7%	2 3.6%	1 1.8%	1 1.8%	0 0.0%	55 100%	5.7
<b>Dimension</b>	76	131	99	17	8	4	0	335	5.7
<b>Totals:</b>	22.7%	39.1%	29.6%	5.1%	2.4%	1.2%	0.0%	100%	

### B. Well-Being

	Completely Agree (7)	Strongly Agree (6)	Agree (5)	Neutral (4)	Disagree (3)	Strongly Disagree (2)	Completely Disagree (1)	N	Average Rating
7. I have colleagues at school who care about me.	32 57.1%	14 25.0%	10 17.9%	0 0.0%	0 0.0%	0 0.0%	0 0.0%	56 100%	6.4
8. My leadership provides me with effective advice when I have problems on the job.	6 10.7%	11 19.6%	20 35.7%	5 8.9%	4 7.1%	9 16.1%	1 1.8%	56 100%	4.6
9. My school provides me with the support I need to do my job well.	8 14.3%	20 35.7%	19 33.9%	4 7.1%	2 3.6%	3 5.4%	0 0.0%	56 100%	5.3
10. I feel staff are treated fairly at school.	4 7.1%	12 21.4%	19 33.9%	6 10.7%	12 21.4%	3 5.4%	0 0.0%	56 100%	4.7
<b>Dimension</b>	50	57	68	15	18	15	1	224	5.3
<b>Totals:</b>	22.3%	25.4%	30.4%	6.7%	8.0%	6.7%	0.4%	100%	



**C. Satisfaction**

	Completely Agree (7)	Strongly Agree (6)	Agree (5)	Neutral (4)	Disagree (3)	Strongly Disagree (2)	Completely Disagree (1)	N	Average Rating
11. I enjoy working at my school.	8 14.3%	17 30.4%	25 44.6%	4 7.1%	1 1.8%	1 1.8%	0 0.0%	56 100%	5.4
12. I am satisfied with the quality of resources the DOE provides to teachers and students for learning.	6 10.7%	15 26.8%	27 48.2%	2 3.6%	4 7.1%	2 3.6%	0 0.0%	56 100%	5.2
13. I am satisfied with the professional development opportunities the DOE provides for me.	6 10.7%	9 16.1%	25 44.6%	8 14.3%	4 7.1%	3 5.4%	1 1.8%	56 100%	4.9
14. I am satisfied with the respect and value my school gives to my role.	4 7.3%	17 30.9%	19 34.5%	6 10.9%	5 9.1%	4 7.3%	0 0.0%	55 100%	4.9
15. I am satisfied with the opportunities I have to contribute to policy decisions that affect my school.	7 12.5%	7 12.5%	22 39.3%	5 8.9%	5 8.9%	5 8.9%	5 8.9%	56 100%	4.5
<b>Dimension Totals:</b>	31 11.1%	65 23.3%	118 42.3%	25 9.0%	19 6.8%	15 5.4%	6 2.2%	279 100%	5.0

**D. Involvement/Engagement**

	Completely Agree (7)	Strongly Agree (6)	Agree (5)	Neutral (4)	Disagree (3)	Strongly Disagree (2)	Completely Disagree (1)	N	Average Rating
16. If I have concerns, my leadership responds in a timely manner.	7 12.5%	6 10.7%	19 33.9%	6 10.7%	12 21.4%	5 8.9%	1 1.8%	56 100%	4.5
17. I am proud of the events, meetings, or programs my school provides.	7 12.7%	17 30.9%	24 43.6%	6 10.9%	1 1.8%	0 0.0%	0 0.0%	55 100%	5.4
18. For teachers/staff, I feel comfortable speaking to my school administrator; for principals, I feel comfortable speaking to my Complex Area Superintendent.	6 10.7%	12 21.4%	14 25.0%	3 5.4%	9 16.1%	10 17.9%	2 3.6%	56 100%	4.4
19. I can offer my opinions freely on ways to make improvements at my school.	8 14.3%	13 23.2%	17 30.4%	7 12.5%	4 7.1%	7 12.5%	0 0.0%	56 100%	4.9
20. I feel I am an integral, vital part of the educational community in which I work.	6 10.7%	11 19.6%	24 42.9%	7 12.5%	4 7.1%	4 7.1%	0 0.0%	56 100%	4.9
<b>Dimension Totals:</b>	34 12.2%	59 21.1%	98 35.1%	29 10.4%	30 10.8%	26 9.3%	3 1.1%	279 100%	4.8