
School Quality Survey

Pearl Ridge Elementary

Spring 2016

Hawaii Department of Education
Office of Strategy, Innovation, and Performance
Assessment and Accountability Branch
Accountability Section

Publication Date: July 2016

School survey size and return rate:

Group	# Distributed	# Returned	Return Rate (%)
Students:	167	102	61.0%
Parents	167	66	39.5%
Teachers:	30	24	80.0%

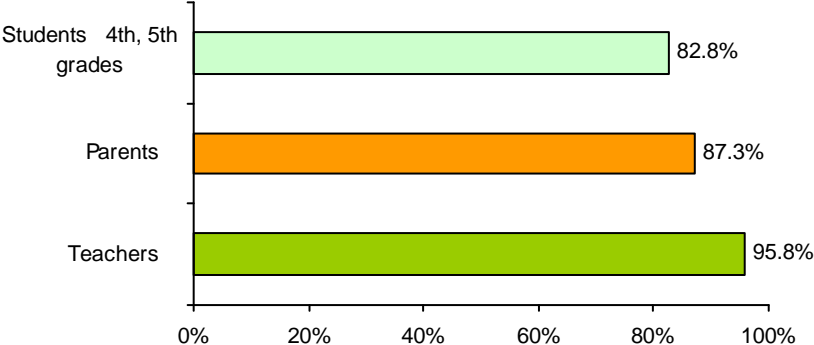
SQS Summary Table

Dimension	Group		Percent (%) Response			
			Average (7-1)	Positive (> 4.0)	Neutral (= 4.0)	Negative (< 4.0)
A. Safety	Students	4th, 5th grades	5.8	82.8%	11.2%	5.8%
	Parents		5.6	87.3%	10.1%	2.5%
	Teachers		5.9	95.8%	2%	2%
B. Well-Being	Students	4th, 5th grades	5.8	80.8%	13.5%	5.5%
	Parents		5.9	93.1%	4.8%	2%
	Teachers		5.7	90.4%	8.5%	1%
C. Satisfaction	Students	4th, 5th grades	6.2	90.2%	8%	1.6%
	Parents		5.4	81.3%	9.1%	9.5%
	Teachers		5.3	82.5%	8.3%	9.1%
D. Involvement/Engagement	Students	4th, 5th grades	5.6	76.6%	16.9%	6.4%
	Parents		5.6	83.9%	9.6%	6.3%
	Teachers		5.6	91.5%	6.7%	1.6%

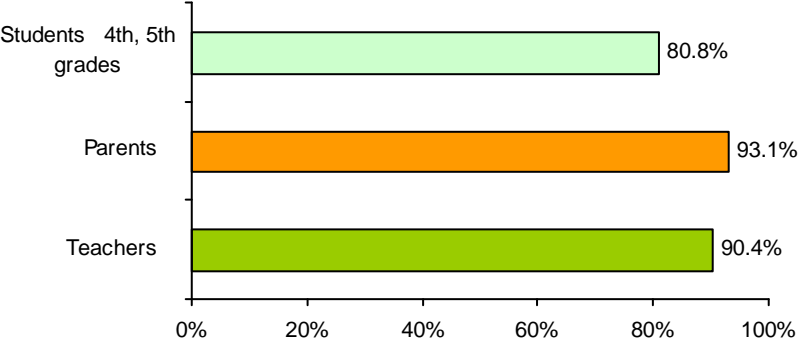
SQS Summary Figure

Dimension	Group	Percent Positive Response
-----------	-------	---------------------------

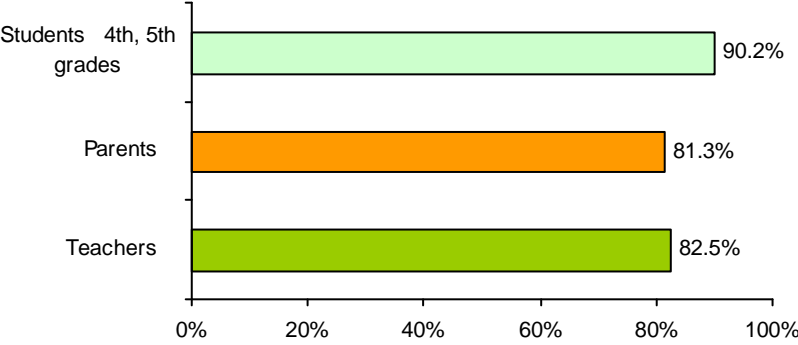
A. Safety



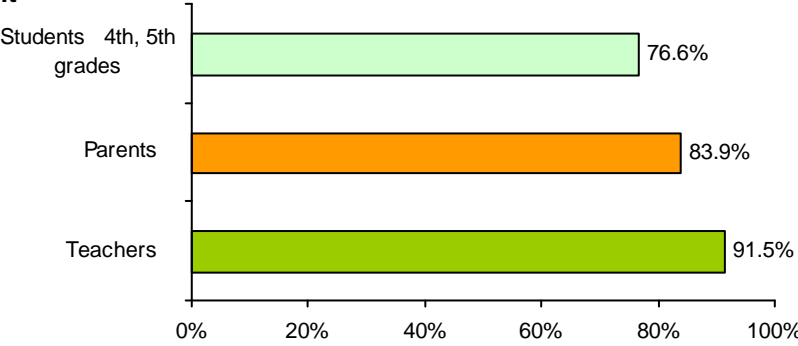
B. Well-Being



C. Satisfaction



D. Involvement/Engagement



Elementary School Student Survey

A. Safety

	Completely Agree (7)	Strongly Agree (6)	Agree (5)	Neutral (4)	Disagree (3)	Strongly Disagree (2)	Completely Disagree (1)	N	Average Rating
1. I feel safe at school.	44 43.1%	30 29.4%	18 17.6%	7 6.9%	1 1.0%	2 2.0%	0 0.0%	102 100%	6.0
2. Students at my school who do not behave are disciplined.	22 21.6%	22 21.6%	27 26.5%	19 18.6%	6 5.9%	2 2.0%	4 3.9%	102 100%	5.1
3. I feel safe from the mean kids at my school.	38 37.6%	17 16.8%	11 10.9%	24 23.8%	5 5.0%	2 2.0%	4 4.0%	101 100%	5.4
4. I feel the school buildings are safe for students.	53 52.0%	29 28.4%	15 14.7%	4 3.9%	1 1.0%	0 0.0%	0 0.0%	102 100%	6.3
5. If I ever got sick at school, someone would take care of me.	52 51.0%	18 17.6%	12 11.8%	12 11.8%	7 6.9%	0 0.0%	1 1.0%	102 100%	5.9
6. There are clear rules to ensure students' safety at school.	59 57.8%	27 26.5%	12 11.8%	3 2.9%	1 1.0%	0 0.0%	0 0.0%	102 100%	6.4
Dimension Totals:	268 43.9%	143 23.4%	95 15.5%	69 11.3%	21 3.4%	6 1.0%	9 1.5%	611 100%	5.8

B. Well-Being

	Completely Agree (7)	Strongly Agree (6)	Agree (5)	Neutral (4)	Disagree (3)	Strongly Disagree (2)	Completely Disagree (1)	N	Average Rating
7. I have friends at school who care about me.	57 55.9%	19 18.6%	15 14.7%	9 8.8%	1 1.0%	0 0.0%	1 1.0%	102 100%	6.2
8. My teachers give me help when I need it.	64 62.7%	23 22.5%	8 7.8%	5 4.9%	2 2.0%	0 0.0%	0 0.0%	102 100%	6.4
9. If I feel bad, I can get help from the school staff.	33 32.4%	19 18.6%	22 21.6%	16 15.7%	6 5.9%	0 0.0%	6 5.9%	102 100%	5.3
10. I usually get a good night's sleep before going to school in the morning.	26 25.5%	28 27.5%	19 18.6%	21 20.6%	6 5.9%	1 1.0%	1 1.0%	102 100%	5.4
11. I usually have something to eat before school starts in the morning.	55 53.9%	19 18.6%	10 9.8%	13 12.7%	1 1.0%	1 1.0%	3 2.9%	102 100%	6.0
12. I am treated fairly at this school.	34 33.3%	23 22.5%	21 20.6%	19 18.6%	3 2.9%	1 1.0%	1 1.0%	102 100%	5.6
Dimension Totals:	269 44.0%	131 21.4%	95 15.5%	83 13.6%	19 3.1%	3 0.5%	12 2.0%	612 100%	5.8

Elementary School Student Survey

C. Satisfaction

	Completely Agree (7)	Strongly Agree (6)	Agree (5)	Neutral (4)	Disagree (3)	Strongly Disagree (2)	Completely Disagree (1)	N	Average Rating
13. My teachers really listen when I talk.	57 57.0%	17 17.0%	17 17.0%	6 6.0%	2 2.0%	0 0.0%	1 1.0%	100 100%	6.2
14. My teachers want me to learn a lot.	85 84.2%	9 8.9%	4 4.0%	3 3.0%	0 0.0%	0 0.0%	0 0.0%	101 100%	6.7
15. I like what I am learning at school.	41 40.6%	20 19.8%	20 19.8%	16 15.8%	2 2.0%	0 0.0%	2 2.0%	101 100%	5.7
16. The school building has everything I need to learn.	42 41.2%	34 33.3%	15 14.7%	11 10.8%	0 0.0%	0 0.0%	0 0.0%	102 100%	6.0
17. My teachers teach me new things in school.	51 50.5%	27 26.7%	15 14.9%	8 7.9%	0 0.0%	0 0.0%	0 0.0%	101 100%	6.2
18. My school is a good school.	63 62.4%	23 22.8%	7 6.9%	5 5.0%	1 1.0%	0 0.0%	2 2.0%	101 100%	6.3
Dimension	339	130	78	49	5	0	5	606	6.2
Totals:	55.9%	21.5%	12.9%	8.1%	0.8%	0.0%	0.8%	100%	6.2

D. Involvement/Engagement

	Completely Agree (7)	Strongly Agree (6)	Agree (5)	Neutral (4)	Disagree (3)	Strongly Disagree (2)	Completely Disagree (1)	N	Average Rating
19. I like coming to school.	32 31.7%	24 23.8%	16 15.8%	15 14.9%	7 6.9%	1 1.0%	6 5.9%	101 100%	5.3
20. When there is a school event that I like, I participate.	48 48.0%	24 24.0%	10 10.0%	17 17.0%	1 1.0%	0 0.0%	0 0.0%	100 100%	6.0
21. I enjoy talking to my teachers.	32 32.0%	15 15.0%	21 21.0%	24 24.0%	2 2.0%	5 5.0%	1 1.0%	100 100%	5.3
22. I like the classes and programs at school.	49 48.5%	19 18.8%	18 17.8%	12 11.9%	0 0.0%	0 0.0%	3 3.0%	101 100%	5.9
Dimension	161	82	65	68	10	6	10	402	5.6
Totals:	40.0%	20.4%	16.2%	16.9%	2.5%	1.5%	2.5%	100%	5.6

A. Safety

	Completely Agree (7)	Strongly Agree (6)	Agree (5)	Neutral (4)	Disagree (3)	Strongly Disagree (2)	Completely Disagree (1)	N	Average Rating
1. My child is safe at school.	20 30.3%	20 30.3%	22 33.3%	4 6.1%	0 0.0%	0 0.0%	0 0.0%	66 100%	5.8
2. My child is safe from harassment, intimidation, and threats at school.	15 22.7%	15 22.7%	22 33.3%	10 15.2%	4 6.1%	0 0.0%	0 0.0%	66 100%	5.4
3. My child has a caring adult to ensure my child's safety at school.	15 22.7%	23 34.8%	20 30.3%	8 12.1%	0 0.0%	0 0.0%	0 0.0%	66 100%	5.7
4. The school grounds and facilities are safe for my child.	18 27.3%	16 24.2%	23 34.8%	8 12.1%	1 1.5%	0 0.0%	0 0.0%	66 100%	5.6
5. Threats, intimidation, harassment, or hazing are rare in this school.	16 24.2%	17 25.8%	21 31.8%	9 13.6%	3 4.5%	0 0.0%	0 0.0%	66 100%	5.5
6. My child's school has clear rules to maintain students' safety at school.	21 32.3%	21 32.3%	20 30.8%	1 1.5%	2 3.1%	0 0.0%	0 0.0%	65 100%	5.9
Dimension Totals:	105 26.6%	112 28.4%	128 32.4%	40 10.1%	10 2.5%	0 0.0%	0 0.0%	395 100%	5.7

B. Well-Being

	Completely Agree (7)	Strongly Agree (6)	Agree (5)	Neutral (4)	Disagree (3)	Strongly Disagree (2)	Completely Disagree (1)	N	Average Rating
7. My child has friends in school who care about my child.	28 42.4%	14 21.2%	20 30.3%	4 6.1%	0 0.0%	0 0.0%	0 0.0%	66 100%	6.0
8. My child's teachers provide help on classwork when my child needs it.	21 32.3%	21 32.3%	15 23.1%	5 7.7%	1 1.5%	0 0.0%	2 3.1%	65 100%	5.7
9. If my child ever got sick at school, someone would take care of my child.	26 39.4%	21 31.8%	16 24.2%	2 3.0%	1 1.5%	0 0.0%	0 0.0%	66 100%	6.0
10. My child is well-rested for school.	21 31.8%	24 36.4%	18 27.3%	3 4.5%	0 0.0%	0 0.0%	0 0.0%	66 100%	6.0
11. My child is fed before school.	39 60.0%	14 21.5%	10 15.4%	0 0.0%	2 3.1%	0 0.0%	0 0.0%	65 100%	6.4
12. Students are treated fairly at school.	15 23.4%	19 29.7%	23 35.9%	5 7.8%	2 3.1%	0 0.0%	0 0.0%	64 100%	5.6
Dimension Totals:	150 38.3%	113 28.8%	102 26.0%	19 4.8%	6 1.5%	0 0.0%	2 0.5%	392 100%	6.0

C. Satisfaction

	Completely Agree (7)	Strongly Agree (6)	Agree (5)	Neutral (4)	Disagree (3)	Strongly Disagree (2)	Completely Disagree (1)	N	Average Rating
13. I am satisfied with the education my child is receiving at school.	22 33.3%	17 25.8%	16 24.2%	6 9.1%	4 6.1%	0 0.0%	1 1.5%	66 100%	5.7
14. I am satisfied with the quality of resources the DOE provides to teachers and students for learning.	10 15.2%	16 24.2%	23 34.8%	10 15.2%	3 4.5%	3 4.5%	1 1.5%	66 100%	5.1
15. I am satisfied with the printed materials, e-mail/online, phone/text, or in-person meetings used by the school to communicate with me.	23 34.8%	12 18.2%	24 36.4%	1 1.5%	6 9.1%	0 0.0%	0 0.0%	66 100%	5.7
16. My child's teachers seek ways to improve my child's academic progress.	19 29.2%	17 26.2%	15 23.1%	7 10.8%	5 7.7%	0 0.0%	2 3.1%	65 100%	5.5
Dimension Totals:	74 28.1%	62 23.6%	78 29.7%	24 9.1%	18 6.8%	3 1.1%	4 1.5%	263 100%	5.5

D. Involvement/Engagement

	Completely Agree (7)	Strongly Agree (6)	Agree (5)	Neutral (4)	Disagree (3)	Strongly Disagree (2)	Completely Disagree (1)	N	Average Rating
17. Teachers are available to discuss my child's work or behavior.	23 34.8%	20 30.3%	17 25.8%	3 4.5%	1 1.5%	2 3.0%	0 0.0%	66 100%	5.8
18. If I have concerns, I am taken seriously by school administrators.	21 32.8%	14 21.9%	17 26.6%	7 10.9%	5 7.8%	0 0.0%	0 0.0%	64 100%	5.6
19. The school staff makes me feel welcome at the school.	25 37.9%	20 30.3%	20 30.3%	0 0.0%	1 1.5%	0 0.0%	0 0.0%	66 100%	6.0
20. The school gives me opportunities to participate in important decisions about my child's education.	16 24.2%	18 27.3%	20 30.3%	7 10.6%	5 7.6%	0 0.0%	0 0.0%	66 100%	5.5
21. Most of my child's teachers work with me to improve my child's learning	17 26.2%	19 29.2%	14 21.5%	10 15.4%	2 3.1%	0 0.0%	3 4.6%	65 100%	5.4
22. The school has encouraged me to participate in classroom and school activities.	12 18.2%	16 24.2%	21 31.8%	11 16.7%	6 9.1%	0 0.0%	0 0.0%	66 100%	5.3
Dimension Totals:	114 29.0%	107 27.2%	109 27.7%	38 9.7%	20 5.1%	2 0.5%	3 0.8%	393 100%	5.6

Teacher Survey

A. Safety

	Completely Agree (7)	Strongly Agree (6)	Agree (5)	Neutral (4)	Disagree (3)	Strongly Disagree (2)	Completely Disagree (1)	N	Average Rating
1. I feel safe at school.	11 45.8%	6 25.0%	7 29.2%	0 0.0%	0 0.0%	0 0.0%	0 0.0%	24 100%	6.2
2. The school effectively handles staff discipline problems.	5 20.8%	5 20.8%	13 54.2%	1 4.2%	0 0.0%	0 0.0%	0 0.0%	24 100%	5.6
3. I feel safe from harassment, intimidation, and threats at school.	11 45.8%	7 29.2%	4 16.7%	1 4.2%	1 4.2%	0 0.0%	0 0.0%	24 100%	6.1
4. I feel the grounds and facilities at school are safe for staff.	7 29.2%	10 41.7%	6 25.0%	1 4.2%	0 0.0%	0 0.0%	0 0.0%	24 100%	6.0
5. The established safety policies at school make me feel safe.	6 25.0%	10 41.7%	7 29.2%	0 0.0%	1 4.2%	0 0.0%	0 0.0%	24 100%	5.8
6. My school has clear rules for staff behavior.	9 37.5%	6 25.0%	8 33.3%	0 0.0%	1 4.2%	0 0.0%	0 0.0%	24 100%	5.9
Dimension	49	44	45	3	3	0	0	144	5.9
Totals:	34.0%	30.6%	31.3%	2.1%	2.1%	0.0%	0.0%	100%	

B. Well-Being

	Completely Agree (7)	Strongly Agree (6)	Agree (5)	Neutral (4)	Disagree (3)	Strongly Disagree (2)	Completely Disagree (1)	N	Average Rating
7. I have colleagues at school who care about me.	9 37.5%	9 37.5%	6 25.0%	0 0.0%	0 0.0%	0 0.0%	0 0.0%	24 100%	6.1
8. My leadership provides me with effective advice when I have problems on the job.	5 21.7%	10 43.5%	7 30.4%	1 4.3%	0 0.0%	0 0.0%	0 0.0%	23 100%	5.8
9. My school provides me with the support I need to do my job well.	6 25.0%	7 29.2%	6 25.0%	4 16.7%	1 4.2%	0 0.0%	0 0.0%	24 100%	5.5
10. I feel staff are treated fairly at school.	3 13.0%	12 52.2%	5 21.7%	3 13.0%	0 0.0%	0 0.0%	0 0.0%	23 100%	5.7
Dimension	23	38	24	8	1	0	0	94	5.8
Totals:	24.5%	40.4%	25.5%	8.5%	1.1%	0.0%	0.0%	100%	

Teacher Survey

C. Satisfaction

	Completely Agree (7)	Strongly Agree (6)	Agree (5)	Neutral (4)	Disagree (3)	Strongly Disagree (2)	Completely Disagree (1)	N	Average Rating
11. I enjoy working at my school.	8 33.3%	7 29.2%	9 37.5%	0 0.0%	0 0.0%	0 0.0%	0 0.0%	24 100%	6.0
12. I am satisfied with the quality of resources the DOE provides to teachers and students for learning.	0 0.0%	6 25.0%	9 37.5%	2 8.3%	6 25.0%	0 0.0%	1 4.2%	24 100%	4.5
13. I am satisfied with the professional development opportunities the DOE provides for me.	1 4.2%	7 29.2%	10 41.7%	4 16.7%	2 8.3%	0 0.0%	0 0.0%	24 100%	5.0
14. I am satisfied with the respect and value my school gives to my role.	4 16.7%	9 37.5%	8 33.3%	1 4.2%	2 8.3%	0 0.0%	0 0.0%	24 100%	5.5
15. I am satisfied with the opportunities I have to contribute to policy decisions that affect my school.	4 16.7%	7 29.2%	10 41.7%	3 12.5%	0 0.0%	0 0.0%	0 0.0%	24 100%	5.5
Dimension Totals:	17 14.2%	36 30.0%	46 38.3%	10 8.3%	10 8.3%	0 0.0%	1 0.8%	120 100%	5.3

D. Involvement/Engagement

	Completely Agree (7)	Strongly Agree (6)	Agree (5)	Neutral (4)	Disagree (3)	Strongly Disagree (2)	Completely Disagree (1)	N	Average Rating
16. If I have concerns, my leadership responds in a timely manner.	4 16.7%	7 29.2%	12 50.0%	0 0.0%	1 4.2%	0 0.0%	0 0.0%	24 100%	5.5
17. I am proud of the events, meetings, or programs my school provides.	7 29.2%	6 25.0%	11 45.8%	0 0.0%	0 0.0%	0 0.0%	0 0.0%	24 100%	5.8
18. For teachers/staff, I feel comfortable speaking to my school administrator; for principals, I feel comfortable speaking to my Complex Area Superintendent.	5 20.8%	7 29.2%	10 41.7%	1 4.2%	1 4.2%	0 0.0%	0 0.0%	24 100%	5.6
19. I can offer my opinions freely on ways to make improvements at my school.	7 30.4%	6 26.1%	5 21.7%	5 21.7%	0 0.0%	0 0.0%	0 0.0%	23 100%	5.7
20. I feel I am an integral, vital part of the educational community in which I work.	4 16.7%	10 41.7%	8 33.3%	2 8.3%	0 0.0%	0 0.0%	0 0.0%	24 100%	5.7
Dimension Totals:	27 22.7%	36 30.3%	46 38.7%	8 6.7%	2 1.7%	0 0.0%	0 0.0%	119 100%	5.7