



# Waimea Canyon

School

Grades K-8

## School Status and Improvement Report



### Content

**Focus on Standards**

p. 1

**School Description**

p. 1

**Context: School Setting**

p. 2

- ❖ Student
- ❖ Community

**Process: Standards Implementation**

p. 3

**Process: School**

p. 4

- ❖ Certified
- ❖ Facilities

**Outcomes: Vital Signs**

pp. 5-6

- ❖ Effective School
- ❖ Student Conduct
- ❖ Statewide
- ❖ School

---

**School Address:**

Waimea Canyon School  
 P.O. Box 518  
 Waimea, HI 96796

### Focus On Standards

This *School Status and Improvement Report* has been prepared as part of the Department's educational accountability system to provide regular, understandable accounts of our schools' performance and progress, as required by §302A-1004, Hawai'i Revised Statutes.

The report includes a description of the school and information on the **context**, **process**, and **outcomes** at the school for the 2000-2001 school year, including a summary of the school's Standards Implementation Design (SID) **process**.

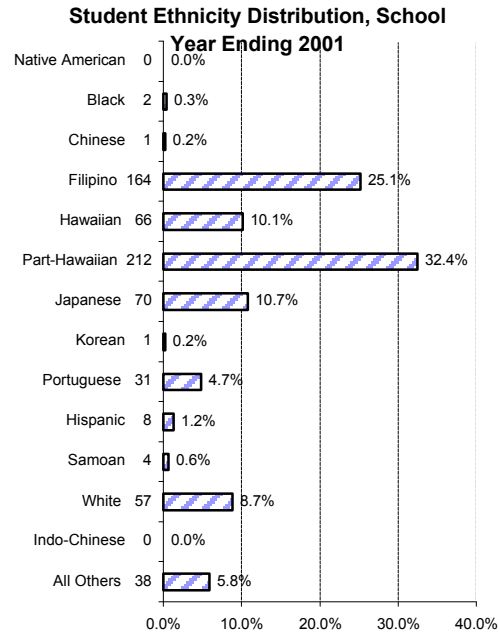
### School Description

The staff and students make Waimea Canyon School 'The Best in the West.' The Elementary (K-6) and Intermediate (7-8) students share the 15.5 acre campus, having in common the library, cafeteria and administrative office. Located on the west side of Kauai, the school is geographically isolated from the major population centers of the island and its rural lifestyle promotes a feeling of togetherness among its community members. The school staff has made strong efforts in terms of funding, personnel, and time in meeting the school's goal of academic and emotional literacy and standard based performance. The school has embraced many new programs which address the needs of its school community.

## Context: School Setting

### Student Profile

School year ending	1999	2000	2001
Fall enrollment	668	655	666
Number and percent of students enrolled for the entire school year	641	629	628
	96.0%	96.0%	94.3%
Number and percent of students receiving free or reduced-cost lunch	354	346	349
	53.0%	52.8%	52.4%
Number and percent of students in Special Education programs	96	93	92
	14.4%	14.2%	13.8%
Number and percent of students with limited English proficiency	49	40	49
	7.3%	6.1%	7.4%

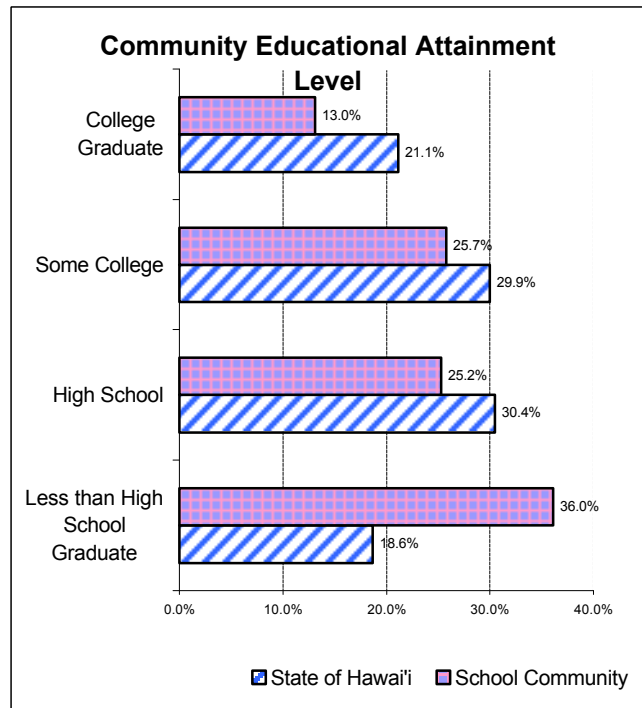


### Community Profile

Based on the 1990 U.S. Census

	School Community	State of Hawai'i
Average family size	3.4	3.6
Percent of households with school age children (4-19)	33.2%	31.8%
Median household income	\$32,917	\$38,829
Per capita income	\$12,535	\$15,770
Percent of households with Public Assistance income	6.2%	6.8%
Percent of children (3-19 years) below poverty level	5.9%	11.6%
Percent of children (4-19 years) who are at-risk*	0.0%	2.1%

\*Children 4 to 19 years of age, who are not high school graduates, living with mother who is not a high school graduate, is single, divorced or separated, and is below the poverty level.



## **Process: Standards Implementation Design**

*The following is a summary of the school's standards implementation design for the 2000-01 school year.*

### **Vision**

Waimea Canyon School students are competent, caring lifelong learners.

### **Mission**

Our mission is to provide all students with an environment that is supportive so they can become competent, caring lifelong learners.

### **Learner Outcomes**

The Waimea Canyon School student is:

#### **Competent**

- A. able to communicate effectively as readers, writers, speakers and listeners
- B. able to solve problems, make wise choices and informed decisions
- C. able to produce quality products

#### **Caring**

- D. has empathy and respect for others
- E. values other's points of view
- F. cares about the larger world

#### **A Lifelong Learner**

- G. sustains curiosity
- H. maintains a desire for new learning

As a result of the self-study process, Waimea Canyon School will be focusing on reading and writing across the curriculum. The study has shown a need to collect longitudinal data that is more consistent, covers all grade levels K- 8 and criterion based. We will continue to support and expand our present supplemental programs that emphasize reading and writing such as Accelerated Reading, Work Sampling System, Junior Great Books, Keylinks, and Holistic Writing. Although our SAT scores are below the national norms, we have been making steady improvement. We will continue our efforts to increase student achievement, to provide professional development for our teachers and to improve parent involvement. Waimea Canyon School will also be going through the Focus On Learning process to receive accreditation.

Our action plan will focus on the following eight areas.

1. Apply research based reading and writing instructional strategies across the curriculum.
2. Apply standards-based performance assessments.
3. Insure everyone is aware of available school services.
4. Implement a systematic evaluation process to assess effectiveness of current programs toward student achievement in reading and writing.
5. All parent involvement activities will be focused on literacy.
6. Recognize and promote schoolwide incentive programs that support literacy.
7. Establish a governance system that will build leadership at all levels of the school community.
8. Establish a system of communication that is known by all stakeholders of the school community.

## Process: School Resources

### Certified Staff

School year ending 2001

#### Teaching Staff

<b>Total Full-Time Equivalent (FTE)</b>	<b>38.5</b>
Regular Instruction, FTE	24.0
Special Education, FTE	7.0
Supplemental Instruction, FTE	7.5
Teacher headcount	39
Teachers with 5 or more years at this school	28
Teachers' average years of experience	15.6
Teachers with advanced degrees	4

#### Students per Teaching Staff Member

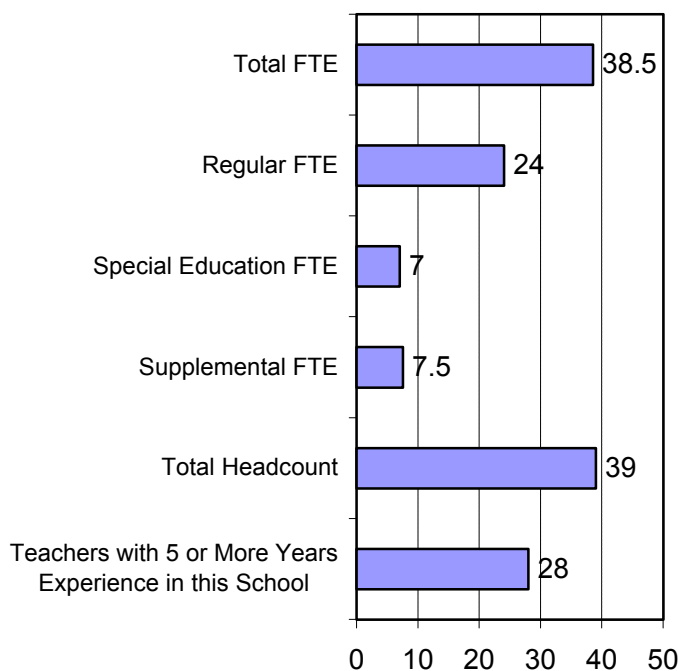
Regular Instruction	18.2
Special Education	13.1

#### Administrative and Student Services Staff

Administration*, FTE	4.0
Librarians, FTE	1.0
Counselors, FTE	3.0
Number of principals at this school in the last five years	1

\* Administration includes Principals, Vice-Principals, Student Activity Coordinators, Student Services Coordinators, Registrars, and Athletic Directors

### Teacher Counts



### Facilities

School year ending 2001

Classrooms available	37
Number of classrooms short (-) or over (+)	0

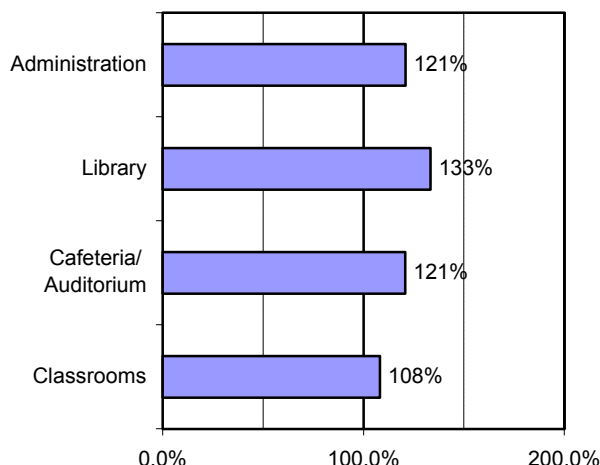
#### School facilities inspection results

	Score		
	1	2	3
Grounds	[ ]	2	[ ]
Building exterior	[ ]	[ ]	3
Building interior	[ ]	[ ]	3
Equipment/Furnishings	[ ]	2	[ ]
Health/Safety	[ ]	[ ]	3
Sanitation	[ ]	2	[ ]
<b>Total</b>	<b>15</b>		

For each category:  
1 = Unacceptable; 2 = Satisfactory; 3 = Very Good

**For Total:**  
6-8 = Unacceptable; 9-15 = Satisfactory; 16-18 = Very Good

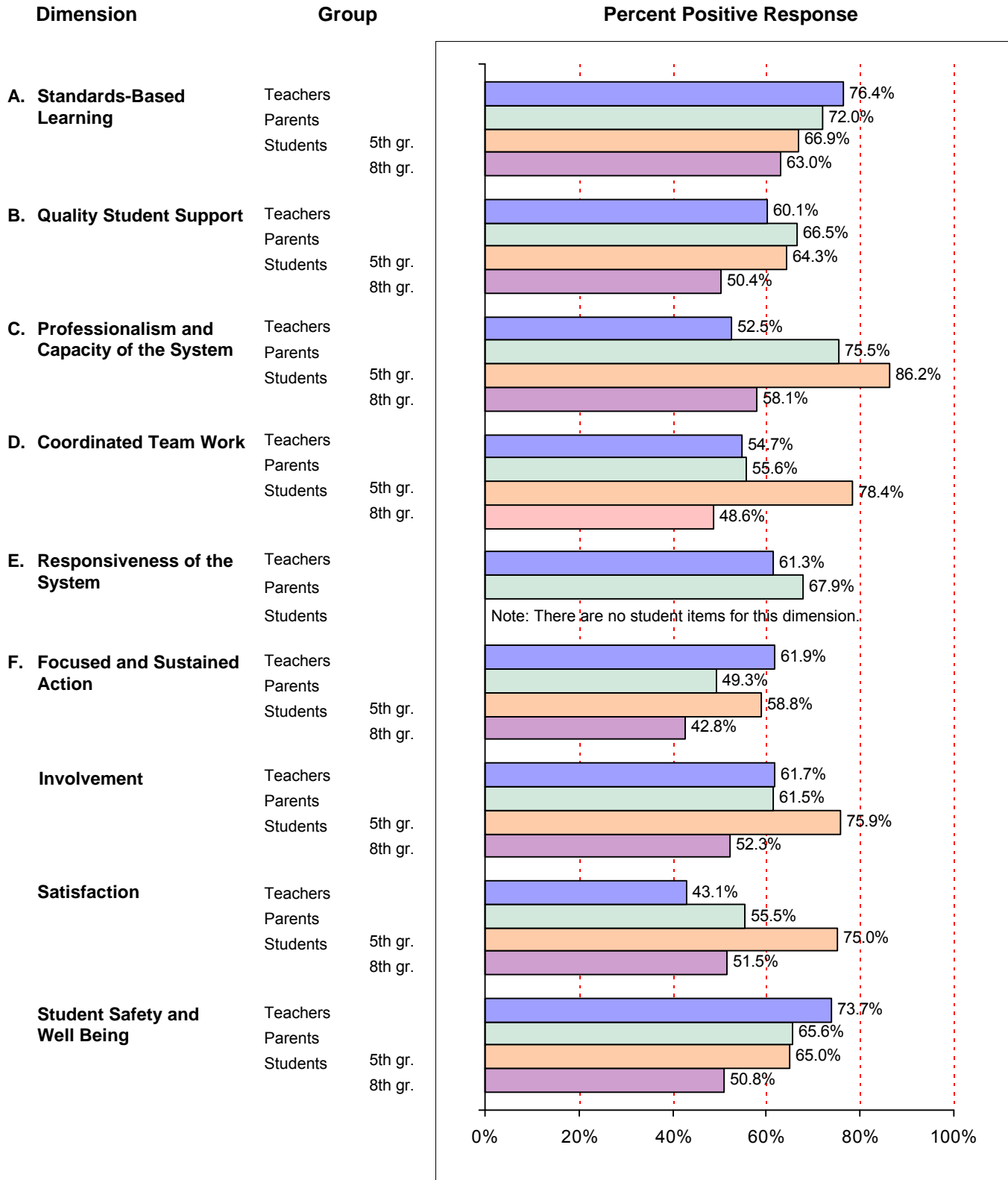
#### Adequacy of School's Space Compared with State Standards



School facilities are considered inadequate if below 70% of the state standard and marginal if between 70% and 99% of the state standard.

# Outcomes: Vital Signs

## School Quality Survey



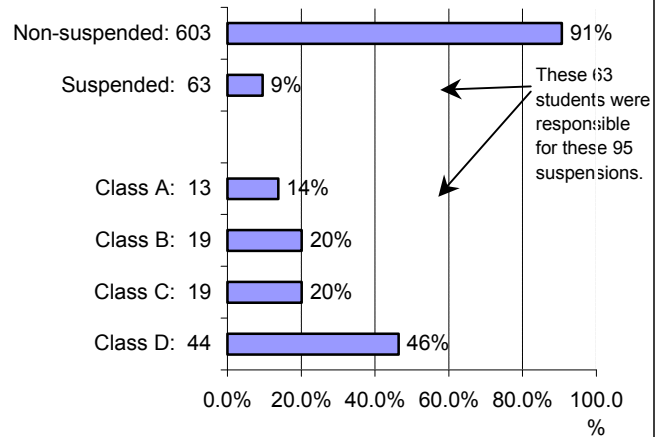
## Outcomes: Vital Signs

### Student Conduct

#### Attendance and Absences

School Year			State Standard
1998-99	1999-2000	2000-01	
Average Daily Attendance: % (higher is better)			
94.1%	93.7%	94.3%	95.0%
Average Daily Absences: in days (lower is better)			
10.6	11.4	9.3	9

#### Suspensions, School Year 2000-01



Class A: Burglary, robbery, sale of dangerous drugs  
 Examples of class of suspension: Class B: Disorderly conduct, trespassing  
 Class C: Class cutting, insubordination, smoking  
 Class D: Contraband (e.g. possession of tobacco)

### Statewide Testing

The Stanford Achievement Test was not administered in the 2000-01 school year. Therefore, data from the Stanford Achievement Test are not displayed here. The latest data from the Stanford Achievement Test are presented in the 1999-2000 school reports, which are available on the world wide web at <http://arch.k12.hi.us>.