

Kapolei

High School

Grades 9-12

School Status and Improvement Report



Contents

Focus on Standards p. 1

School Description p. 1

Context: School Setting p. 2

- ❖ Student Profile
- ❖ Community Profile

Process: Standards Implementation p. 3

Process: School Resources p. 4

- ❖ Certified Staff
- ❖ Facilities

Outcomes: Vital Signs pp. 5-6

- ❖ Effective School Practices
- ❖ Student Conduct
- ❖ Statewide Testing
- ❖ School Completion

School Address:

Kapolei High School
91-5007 Kapolei Parkway
Kapolei, HI 96707

Focus On Standards

This *School Status and Improvement Report* has been prepared as part of the Department's educational accountability system to provide regular, understandable accounts of our schools' performance and progress, as required by §302A-1004, Hawai'i Revised Statutes.

The report includes a description of the school and information on the **context**, **process**, and **outcomes** at the school for the 2000-2001 school year, including a summary of the school's Standards Implementation Design (SID) **process**.

School Description

Kapolei High School serves Kapolei, Makakilo, Honokai Hale, and Barbers Point (Kalaeloa). It is at the heart of the community, providing students, families, educators, and business partners a collaborative learning environment.

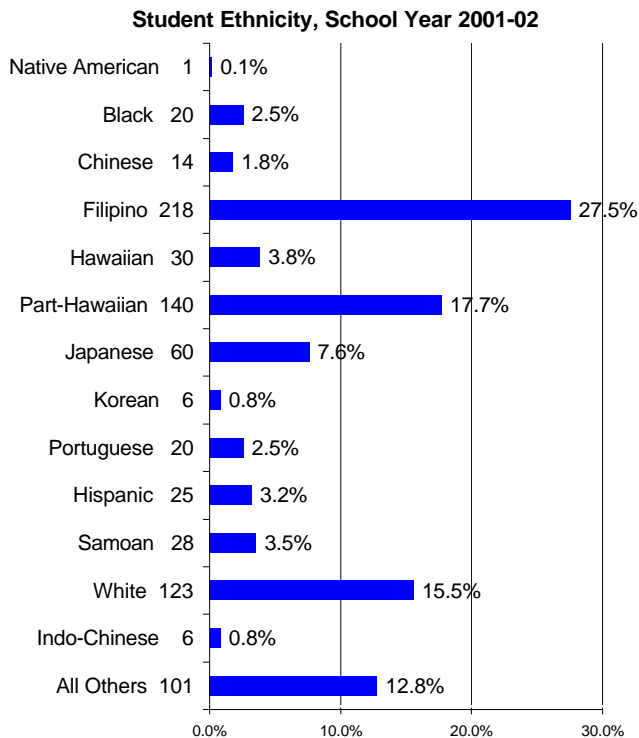
Kapolei High School is defined by 6 design principles: personalization, authentic and relevant learning, academic rigor, building community, career launching pad, and technology. The school highlights each of these principles to help students develop a strong academic foundation, gain a broad understanding of a career area, acquire industry-specific skills and build the essential values of integrity, dignity and caring.

The vision for Kapolei High School is based on the recommendations of *Breaking Ranks: Changing an American Institution*, a report published by the National Association of Secondary School Principals. Using the report's key elements and a collaborative planning process, Kapolei High School has evolved into a student-centered learning environment that focuses on the relationship between the school and the community.

Context: School Setting

Student Profile

School year ending	2000	2001	2002
Fall enrollment	0	373	795
Number and percent of students enrolled for the entire school year	0	348	739
		93.3%	93.0%
Number and percent of students receiving free or reduced-cost lunch	0	76	207
		20.4%	26.0%
Number and percent of students in Special Education programs	0	37	87
		9.9%	10.9%
Number and percent of students with limited English proficiency	0	9	23
		2.4%	2.9%

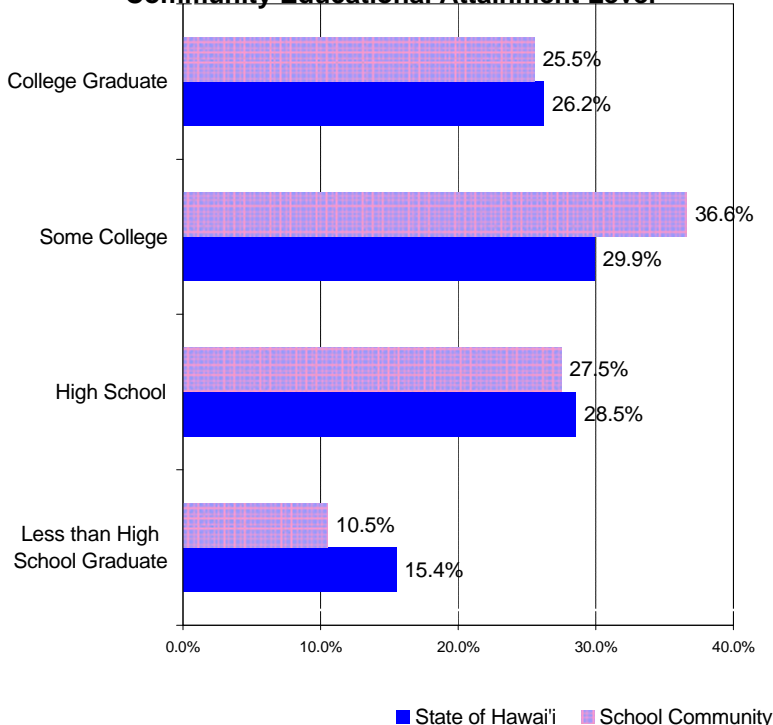


Community Profile

Based on the 2000 U.S. Census

Kapolei Complex	School Community	State of Hawai'i
Total population	25,180	1,211,537
Percentage of population aged 5-19	25.7%	20.6%
Median age of population	31.7	36.2
Number of families	6,200	287,068
Percent of families with children under 18	58.9%	45.0%
Percentage of families with children headed by a single mother	11.9%	18.3%
Average family size	3.8	3.4
Median household income	\$65,561	\$49,820
Percent of households with Public Assistance income	5.8%	7.6%
Percent of families with children living in poverty	5.8%	11.2%

Community Educational Attainment Level



Process: Standards Implementation Design

The following is a summary of the school's standards implementation design for the 2000-01 school year.

Kapolei High School's Vision Statement

Kapolei High School is an exciting and dynamic student-centered learning environment at the heart of the community

Mission

Kapolei High School will create a learning environment to help students meet and exceed "The Hawaii Content and Performance Standards." In addition, students will learn to:

- Be responsible for their own learning*
- Understand it is essential for people to work together*
- Be involved in complex thinking and problem solving*
- Recognize and produce quality performance and quality products*
- Be global citizens who demonstrate caring, dignity and integrity*

Kapolei High School teaching staff provides learning experiences that are structured to give each student a rigorous academic foundation and opportunities to explore their interests and goals. Project-based learning is the foundation of the curriculum challenging students to apply academic knowledge and skills to community issues. The teaching staff designs a curriculum that provides a context for learning that empower students to acquire academic content, assessed using Hawaii Content and Performance Standards and apply it to real-life issues.

The school is in continuous dialogue with the Kapolei Complex schools (Makakilo, Mauka Lani, Barbers Point, Kapolei Elementary, Kapolei Middle) to establish a systematic means of instruction, assessment and reporting of data for the Kapolei student. Focus for the past two years have been on writing. The complex is presently looking at other area needs such as reading and math. The high school is continuing its efforts of communicating its complex efforts as well as Project-Based Learning with the community through coffee hours, flyers, and parent nights.

Process: School Resources

Certified Staff

School year ending 2002

Teaching Staff

Total Full-Time Equivalent (FTE)	40.0
Regular Instruction, FTE	32.0
Special Education, FTE	3.0
Supplemental Instruction, FTE	5.0
Teacher headcount	40
Teachers with 5 or more years at this school	0
Teachers' average years of experience	9.6
Teachers with advanced degrees	5

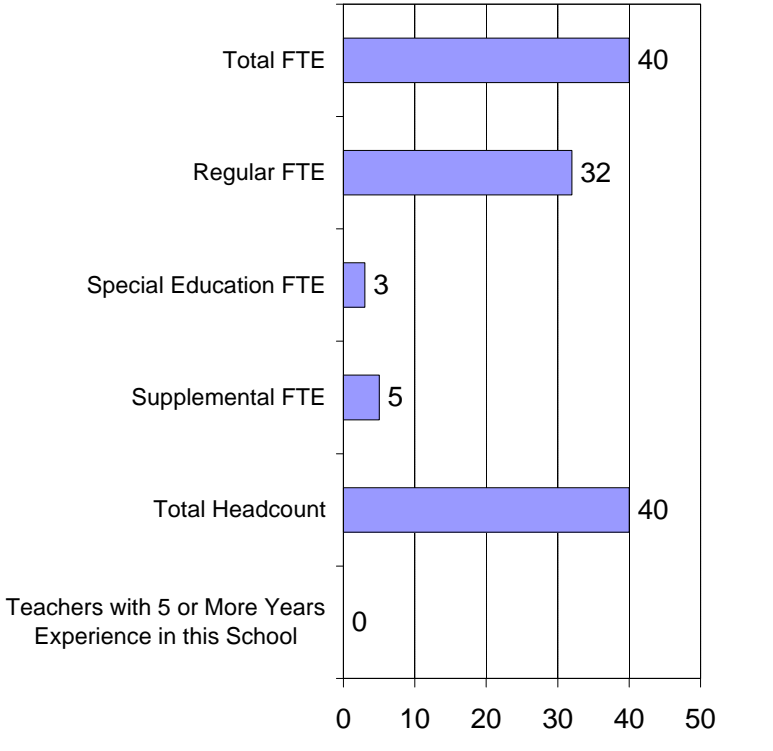
Students per Teaching Staff Member

Regular Instruction	19.1
Special Education	29.0

Administrative and Student Services Staff

Administration*, FTE	6.0
Librarians, FTE	1.0
Counselors, FTE	2.0
Number of principals at this school in the last five years	1

Teacher Counts



* Administration includes Principals, Vice-Principals, Student Activity Coordinators, Student Services Coordinators, Registrars, and Athletic Directors

Facilities

School year ending 2002

Classrooms available	47
Number of classrooms short (-) or over (+)	2

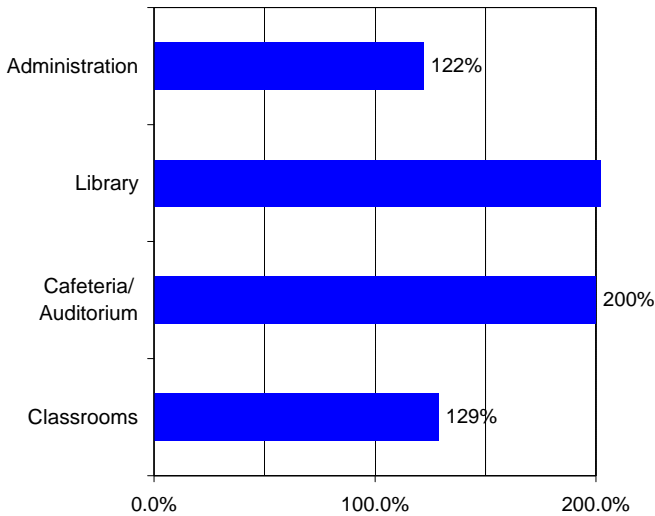
School facilities inspection results

	Score		
	1	2	3
Grounds			3
Building exterior			3
Building interior		2	
Equipment/Furnishings			3
Health/Safety			3
Sanitation			3
Total		17	

For each category:
1 = Unacceptable; 2 = Satisfactory; 3 = Very Good

For Total:
6-8 = Unacceptable; 9-15 = Satisfactory; 16-18 = Very Good

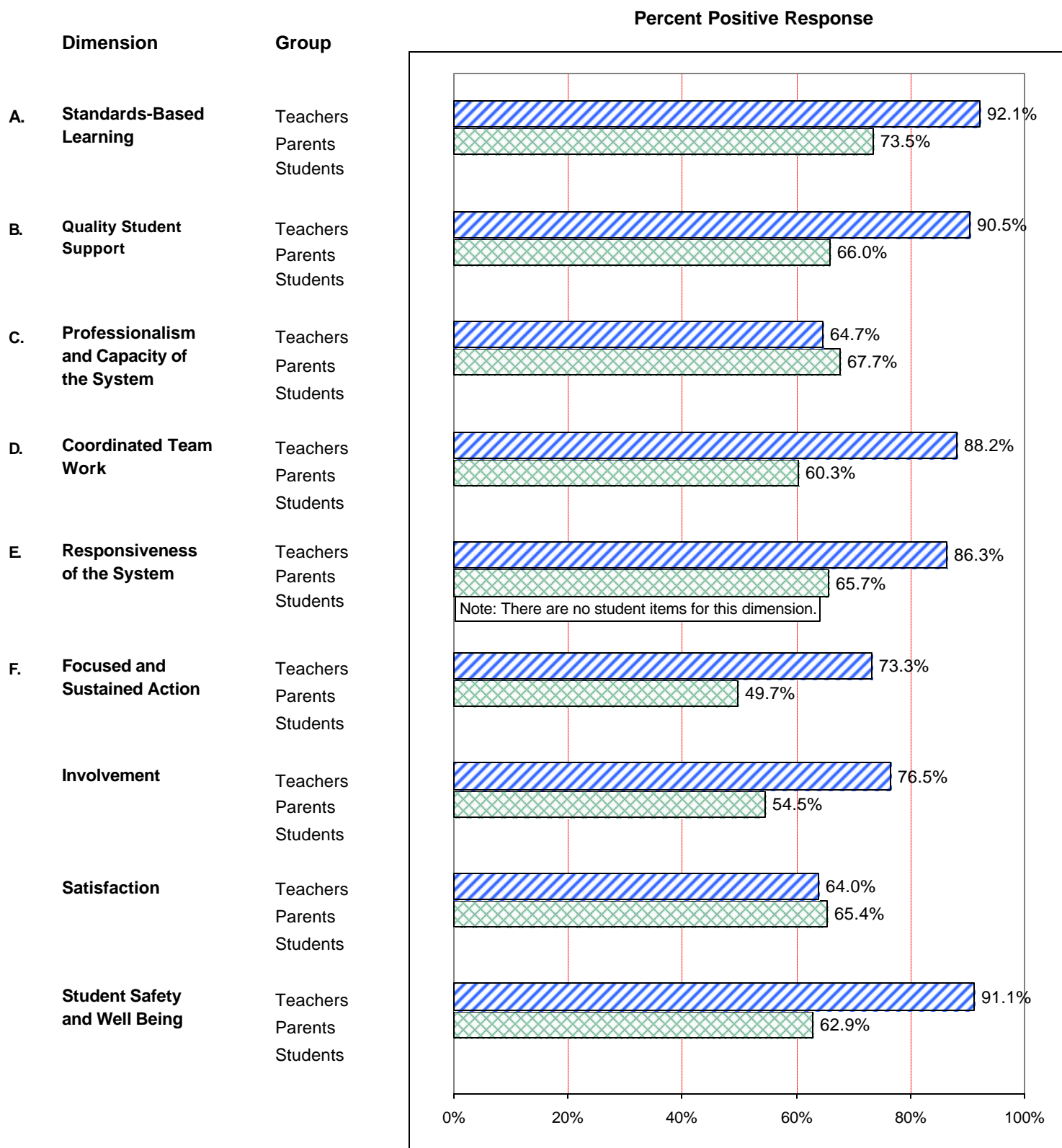
Adequacy of School's Space Compared with State Standards



School facilities are considered inadequate if below 70% of the state standard and marginal if between 70% and 99% of the state standard.

Outcomes: Vital Signs

School Quality Survey

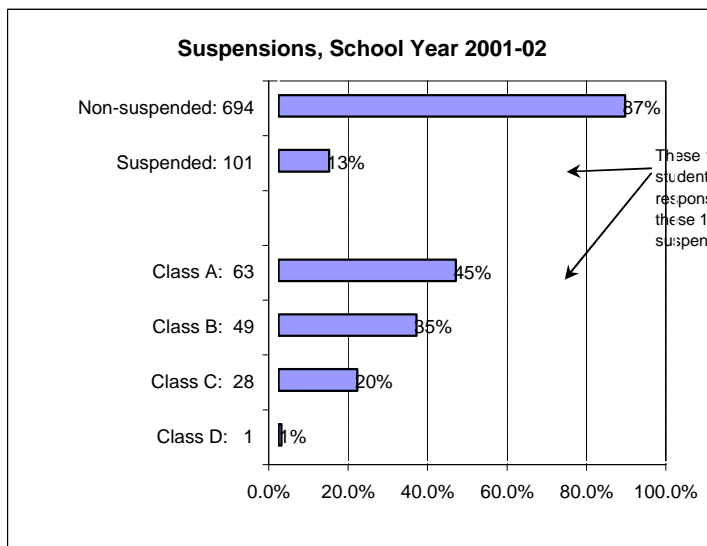


Outcomes: Vital Signs

Student Conduct

Attendance and Absences

School Year			State Standard
1999-2000	2000-01	2001-02	
Average Daily Attendance: % (higher is better)			
0.0%	93.6%	92.4%	95.0%
Average Daily Absences: in days (lower is better)			
0	10.5	13.5	9



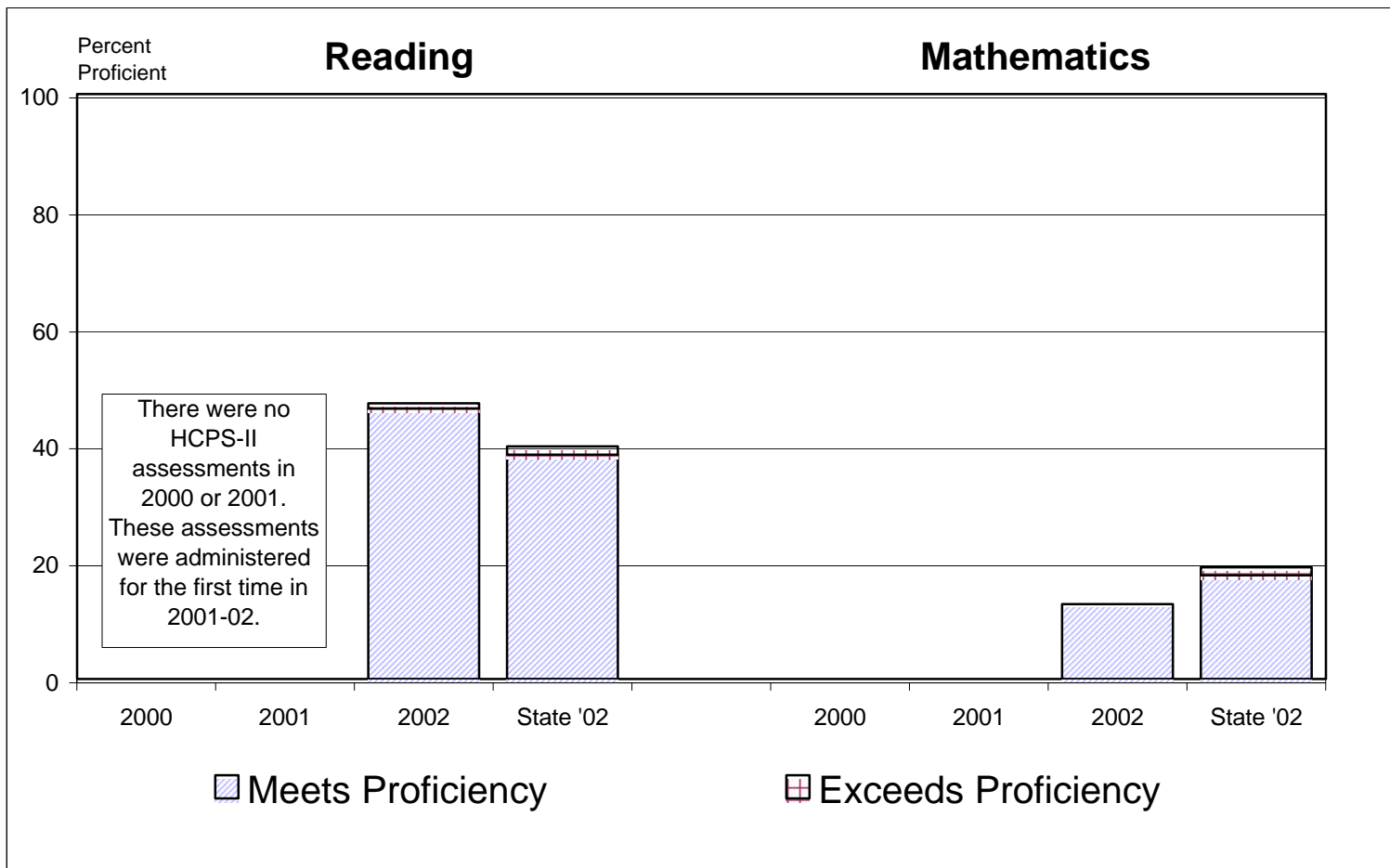
Examples of class of suspension:

- Class A: Burglary, robbery, sale of dangerous drugs
- Class B: Disorderly conduct, trespassing
- Class C: Class cutting, insubordination, smoking
- Class D: Contraband (e.g. possession of tobacco)

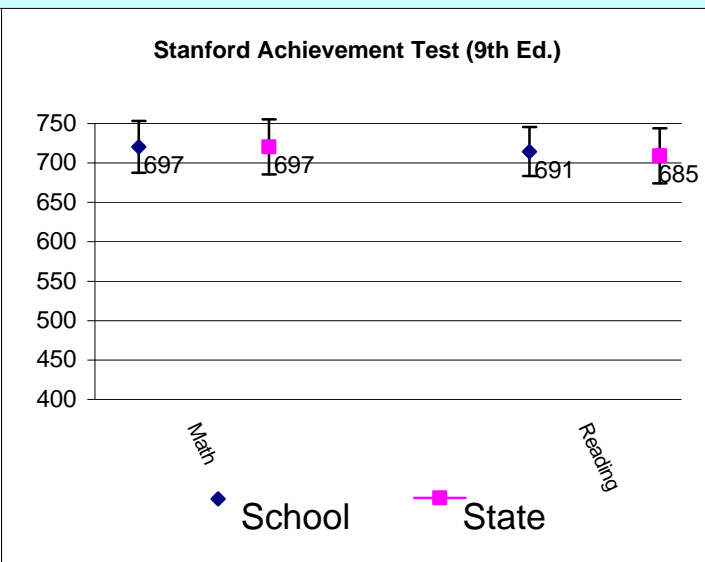
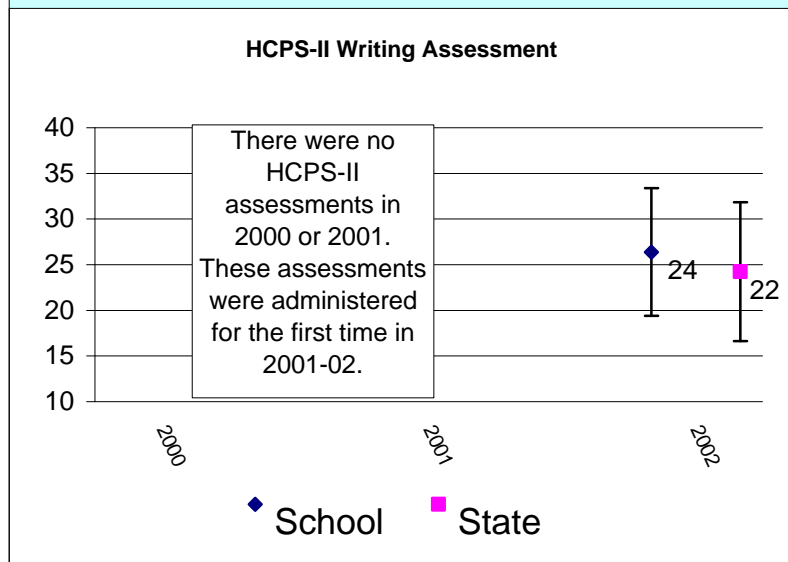
HCPS-II

HCPS-II Performance

Grade Tested: 10



The figures below show the average score in the center, with a bar around it representing about two-thirds of the scores. A school's score that differs from the state score will have little or no overlap between the two ranges. The writing scores are on a 50 point scale for all grades. Stanford scores are "scaled" scores, which vary from about 400 to 800 depending on the grade tested.



Other School Information