



Kohala Elementary School

School Code: 395

Grades K-5

School Status and Improvement Report School Year 2006-07



Contents

Focus on Standards	p. 1
School Description	p. 1
School Setting	p. 2
<ul style="list-style-type: none"> • Student Profile • Community Profile 	
School Improvement	p. 3
<ul style="list-style-type: none"> • Summary of Progress 	
School Resources	p. 4
<ul style="list-style-type: none"> • Certified Staff • Facilities 	
Vital Signs	pp. 5-7
<ul style="list-style-type: none"> • School Quality Survey • Student Conduct • School Retention or Completion • Hawaii State Assessment 	
Other School Information	p. 8

Focus On Standards

This School Status and Improvement Report has been prepared as part of the Department's education accountability system to provide regular, understandable accounts of our schools' performance and progress, as required by §302A-1004, Hawai'i Revised Statutes.

This report describes the school and its setting; provides information about the school's administrators, teachers, students and facilities; summarizes progress made based on the school's improvement plan, and reports student achievement results along with other vital signs.

School Description

Kohala Elementary School, located in geographically isolated North Kohala on the Big Island of Hawaii, is a K-5 school with a Pre-K for special needs children. Our Comprehensive Student Support System (CSSS) provides a framework to help us in our efforts to meet the needs of each child. We participate in the Primary School Adjustment Program (PSAP) to help young students in their school lives and to help their families with transitions and new situations. Our PSAP project is nationally recognized. We have a close and collaborative relationship with Kohala High School and Kohala Middle School. We have an involved School Community Council. We are a Title I school. We are accredited by the Western Association of Schools and Colleges.

Please visit our web site: www.kohalael.k12.hi.us/home.nsf.

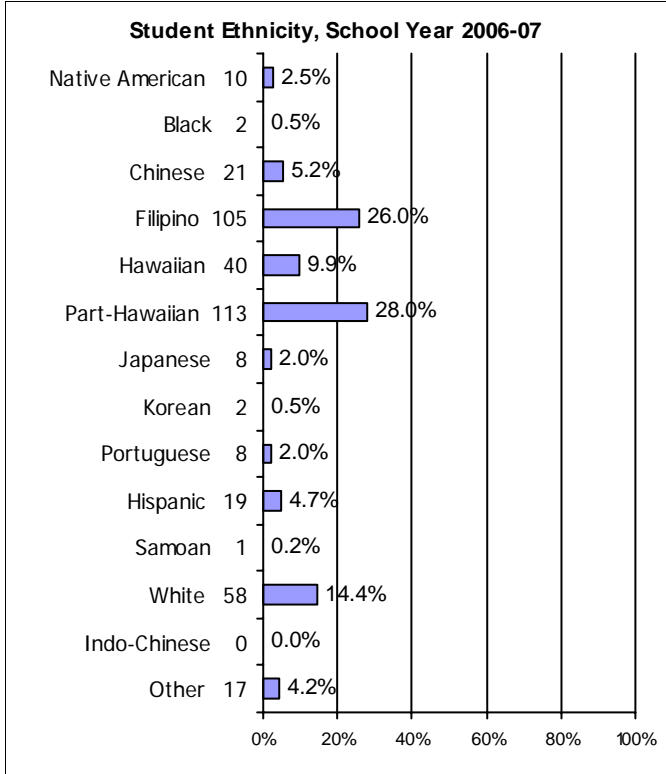
School Address:

Kohala Elementary School
54-3609 Akoni Pule Highway
Kapaau, Hawaii 96755

School Setting

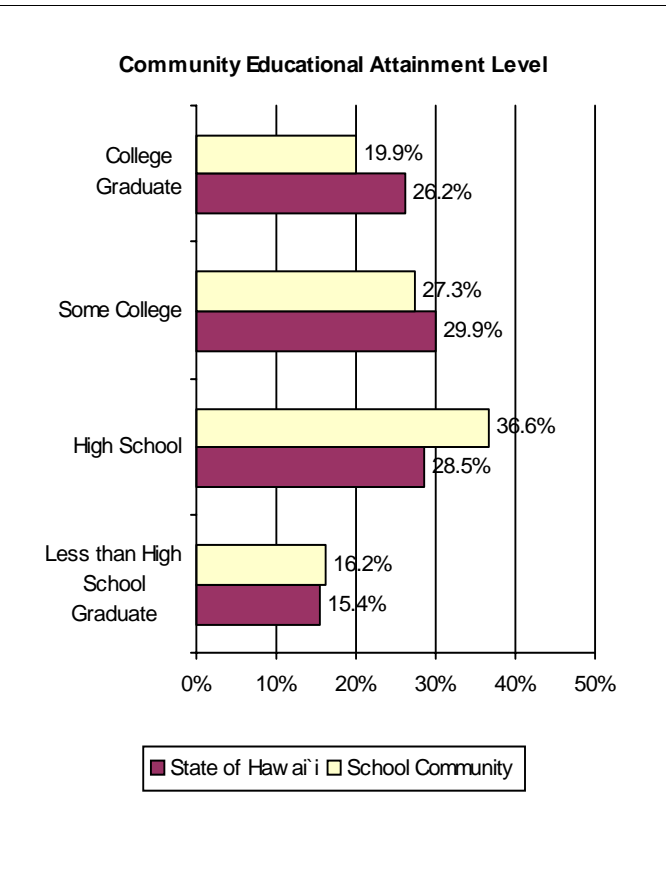
Student Profile

School year	2004-05	2005-06	2006-07
Fall enrollment	402	409	391
Number and percent of students enrolled for the entire school year	374 93.0%	377 92.2%	371 94.9%
Number and percent of students receiving free or reduced-cost lunch	240 59.7%	235 57.5%	197 50.4%
Number and percent of students in Special Education programs	41 10.2%	48 11.7%	54 13.8%
Number and percent of students with limited English proficiency	22 5.5%	25 6.1%	29 7.4%
Percent of Kindergartners who attended preschool	44%	51%	57%



Community Profile Based on the 2000 U.S. Census

Kohala Complex	School Community	State of Hawai'i
Total population	6,038	1,211,537
Percentage of population aged 5-19	21.6%	20.6%
Median age of population	37.8	36.2
Number of families	1,293	287,068
Percentage of families with children under 18	44.6%	45.0%
Percentage of families with children headed by a single mother	21.0%	18.3%
Average family size	3.1	3.42
Median household income	\$48,104	\$49,820
Percent of households with Public Assistance income	5.9%	7.6%
Percent of families with children living in poverty	11.0%	11.2%



School Improvement

Summary of Progress

- 1) Inclusiveness: Involvement and collaboration of school community members
 - The Tuesday Envelope is one of our parent communication conduits. Parents/guardians receive regular Tuesday packets which they review, take action as needed, sign to acknowledge receipt of, and return the envelope to their child's teacher on Wednesday. Appreciation for the consistency of this practice has been expressed by all involved.
 - The members of our School Community Council (SCC) have extensive ties throughout the community and are able to express a variety of opinions. Council volunteers work to support all members of our Kohala Elementary Community.
 - Open School Day was initiated by our SCC this school year. Parents and community members were invited to spend a day at school, observing in classrooms and experiencing life at school. Fifty adults attended the first Open School Day.
- 2) Purposefulness: Clarification of the school's mission
 - Our mission includes helping our students develop into safe, responsible, respectful citizens. Our Kohala Guidance Program guides our students toward this goal.
 - "Project Wisdom" continues to be one educational resource we utilize to help students make intelligence choices. Students respond positively to the Message of the Day read by the principal over the school's telephone public address system that ends with "make it a great day ... or not. The choice is yours". We attribute our low number of playground behavior referrals to the effectiveness of these pre-corrections and to the involvement of an active and trained (by West Hawaii Mediation Center personnel) group of peer mediator.
- 3) Student-Focused Efforts
 - We have K-5 researched-based programs in language arts/reading, math, and science. Through school-wide programs, we provide our students with aligned, consistent, and coordinated instruction.
 - Curriculum maps for language arts, math, and science were developed to provide instructional continuity within grades and across grade levels.
 - Vertical teaming with Kohala High School and Kohala Middle School faculties provides communication, shared goals, aligned courses of study.
- 4) Accountability
 - Our Academic and Financial Plan specifies systemic goals to be tracked. The focus is student achievement.
 - Formative and summative assessment evaluation data are used to determine follow-up actions. Plans are modified as guided by assessment results.
 - Parents are informed of their child's progress through assessment reports/conferences..
 - Quarterly assessments help the students develop their test-taking skills and provide faculty with information to inform instruction.
- 5) Strong Leadership and Support System
 - Our School Quality Survey results indicate that leadership is highly satisfactory as rated by all survey participants.

School Resources

Certified Staff

Teaching Staff

Total Full-Time Equivalent (FTE)		27.0
Regular Instruction, FTE	77.8%	21.0
Special Instruction, FTE	22.2%	6.0
Supplemental Instruction, FTE	0.0%	0.0
Teacher headcount		27
Teachers with 5 or more years at this school		19
Teachers' average years of experience		12.9
Teachers with advanced degrees		8

Professional Teacher Credentials

Fully licensed	88.9%	24
Provisional credential	11.1%	3
Emergency credential	0.0%	0

Students per Teaching Staff *

Regular Instruction	16.0
Special Instruction	9.0

* Regular instruction includes both regular and supplemental teaching staff and does not include mainstreamed special education students. Therefore, these figures do not indicate class size.

Administrative and Student Services Staff

Administration, FTE *	3.0
Librarians, FTE	1.0
Counselors, FTE	1.0
Number of principals at this school in the last five years	1

* Administration includes Principals, Vice-Principals, Student Activity Coordinators, Student Services Coordinators, Registrars, and Athletic Directors

Facilities

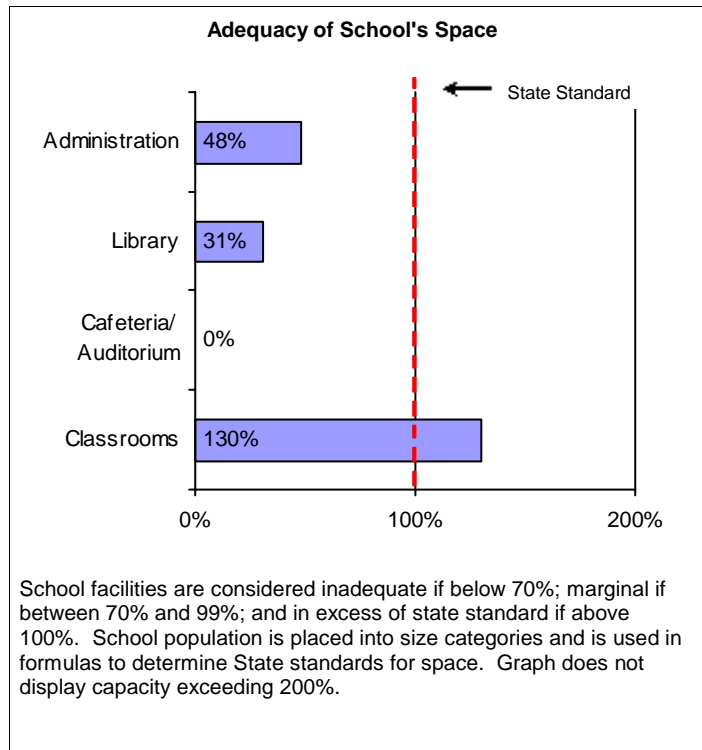
School Year Ending 2007

Classrooms available	25
Number of classrooms short (-) or over (+)	-1

	Score		
	1	2	3
Grounds	3		
Building exterior			3
Building interior			3
Equipment/Furnishings			3
Health/Safety			3
Sanitation		2	
Total		17	

For each category:
1 = Unacceptable; 2 = Satisfactory; 3 = Very Good

For Total:
6-8 = Unacceptable; 9-15 = Satisfactory;
16-18 = Very Good



Vital Signs

School Quality Survey

The School Quality Survey (SQS) is conducted every two years. The first 6 dimensions correspond to those in the Standards Implementation Design. The last 3 dimensions fulfill reporting requirements of Chapter §302A-1004 Hawaii Revised Statutes.

Percent of Positive Responses

School Quality Survey [*]		Teachers		Parents		Students	
		School	State	School	State	School	State
Dimensions							
Standards-Based Learning	2005	92.7%	87.4%	78.2%	77.1%	85.4%	76.5%
	2007	96.6%	89.1%	81.7%	78.4%	76.7%	75.6%
Quality Student Support	2005	95.3%	79.7%	72.4%	72.9%	82.6%	66.4%
	2007	98.0%	79.6%	76.4%	74.4%	67.9%	66.3%
Professionalism & System Capacity	2005	82.6%	77.6%	75.0%	83.7%	83.6%	84.4%
	2007	94.6%	78.8%	86.2%	85.6%	87.5%	84.0%
Coordinated Team Work	2005	89.9%	77.2%	59.5%	58.4%	73.9%	64.0%
	2007	94.8%	77.7%	58.5%	59.7%	65.4%	64.1%
Responsiveness of the System	2005	97.1%	82.9%	75.7%	70.3%	There are no student items for this dimension	
	2007	99.2%	83.0%	76.5%	70.9%		
Focused & Sustained Action	2005	94.2%	80.2%	63.1%	57.3%	85.6%	72.9%
	2007	99.1%	79.9%	67.0%	61.3%	76.6%	75.2%
Involvement	2005	94.2%	85.6%	73.1%	68.5%	65.7%	59.8%
	2007	98.3%	85.7%	70.7%	69.0%	64.1%	59.5%
Satisfaction	2005	89.9%	65.8%	71.8%	70.6%	85.4%	72.8%
	2007	98.2%	68.0%	75.3%	71.1%	75.0%	71.2%
Student Safety & Well Being	2005	97.1%	86.0%	71.6%	75.1%	81.0%	65.0%
	2007	99.2%	84.9%	80.7%	76.7%	64.7%	64.7%
Survey Return Rate ^{**}	2005	100.0%	78.6%	19.4%	23.8%	100.0%	91.1%
	2007	95.2%	76.2%	24.0%	21.0%	100.0%	91.1%

^{*} State Teacher and Parent positive response figures are one of 4 grade spans (Gr. K to 5/6, Gr. 6/7 to 8, Gr. 9 to 12, and Multi-level) that best correspond to this school's grade span. The Student positive response figures for the State and this school are those of the highest grade level surveyed at this school.

^{**} State Return Rate for Teachers, Parents, and Students are for one of 6 grade spans (i.e., Gr. K to 5/6, Gr. K to 7/8, Gr. K to 12, Gr. 6/7 to 8, Gr. 6 to 12, and Gr. 9 to 12) that correspond to this school's grade span.

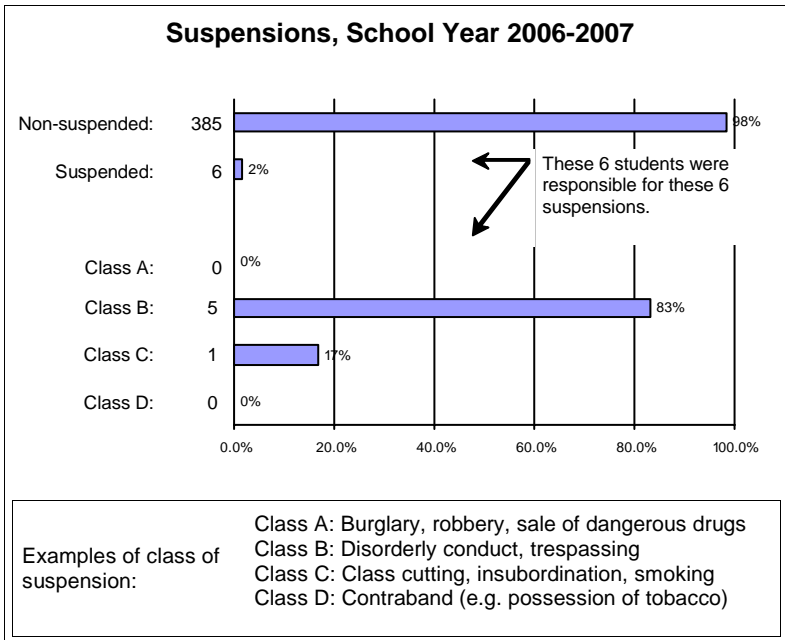
Vital Signs

Student Conduct

Attendance and Absences

School Year			State Standard
2004-05	2005-06	2006-07	
Average Daily Attendance: % (higher is better)			
92.3%	92.4%	93.7%	95.0%
Average Daily Absences: in days (lower is better)			
13.6	13.5	11.1	9

Suspensions, School Year 2006-2007



School Retention

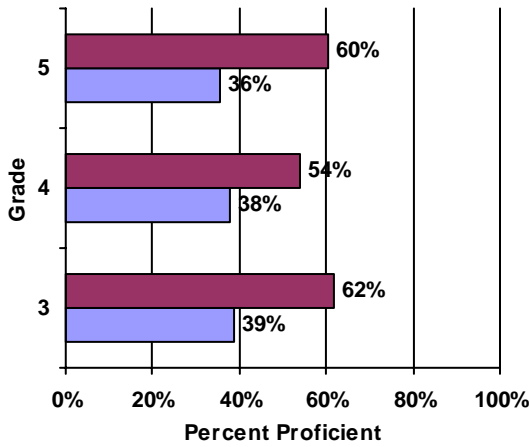
Retention for elementary schools include students in all grades except kindergarten who were retained (kept back a grade). Retention for middle/intermediate schools include only eighth graders who were not promoted to ninth grade. Starting in 2004, eighth grade retention calculations that conform to NCLB requirements are used.

	Retention		
	2005	2006	2007
Total number of students	343	349	318
Percent retained in grade	0%	1%	0%

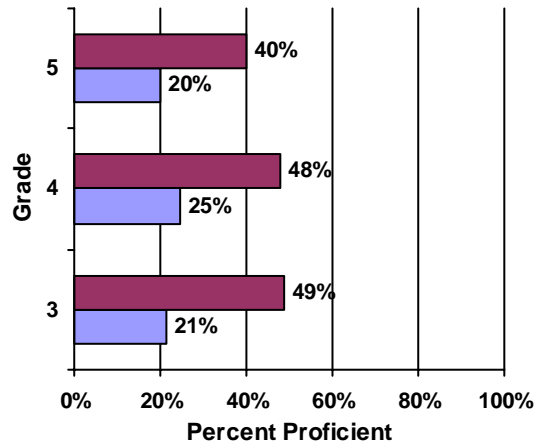
Vital Signs

Hawaii State Assessment

HCPS Reading



HCPS Mathematics



School
 State

A bar may not be shown to maintain student confidentiality (see FERPA).

HCPS Writing

Grade	Meaning		Clarity		Design		Conventions		Overall	
	School	State	School	State	School	State	School	State	School	State
4	3.0	2.6	3.2	2.5	2.6	2.4	3.2	2.5	3.0	2.5

Writing is scored on 4 dimensions from a low of 1 to a high of 5. The figures show the average for each dimension for each grade level tested. The HCPS Writing assessment is given in grades 4, 6, 9, and 11.

TerraNova, 2nd Edition

Percent Average and Above

Grade	Reading National Norm is 77%		Mathematics National Norm is 77%	
	School	State	School	State
3	55%	74%	52%	75%
4	62%	77%	66%	77%
5	74%	78%	61%	77%

The TerraNova is a national norm-reference assessment with 9 stanine levels. Scores in stanines 1 to 3 represent "Below Average," and scores in stanines 4 to 9 represent "Average and Above."

Note. In 2006-2007, the Hawaii Content and Performance Standards (HCPS) III and TerraNova assessments were used.

"--" means missing data.

"*" means data not reported to maintain student confidentiality (see FERPA).

Other School Information

Kohala Elementary School was accredited in 2002 by the Western Association of Schools and Colleges for a period of six years with a mid-term review.

Published on November 20, 2007. Updated on March 6, 2008.

System Evaluation and Reporting Section, Systems Accountability Office, Office of the Superintendent, Honolulu, HI: Hawaii State Department of Education.