



# Kohala Elementary School

School Code: 395

Grades K-5

## School Status and Improvement Report School Year 2007-08



### Contents

<b>Focus on Standards</b>	p. 1
<b>School Description</b>	p. 1
<b>School Setting</b>	p. 2
<ul style="list-style-type: none"> <li>• Student Profile</li> <li>• Community Profile</li> </ul>	
<b>School Improvement</b>	p. 3
<ul style="list-style-type: none"> <li>• Summary of Progress</li> </ul>	
<b>School Resources</b>	p. 4
<ul style="list-style-type: none"> <li>• Certified Staff</li> <li>• Facilities</li> </ul>	
<b>Vital Signs</b>	pp. 5-7
<ul style="list-style-type: none"> <li>• School Quality Survey</li> <li>• Student Conduct</li> <li>• School Retention or Completion</li> <li>• Hawaii State Assessment</li> </ul>	
<b>Other School Information</b>	p. 8

### Focus On Standards

This School Status and Improvement Report has been prepared as part of the Department's education accountability system to provide regular, understandable accounts of our schools' performance and progress, as required by §302A-1004, Hawai'i Revised Statutes.

This report describes the school and its setting; provides information about the school's administrators, teachers, students and facilities; summarizes progress made based on the school's improvement plan, and reports student achievement results along with other vital signs.

### School Description

Kohala Elementary School, located in geographically isolated North Kohala on the Big Island of Hawaii, is a K-5 school with a Pre-K for special needs children. Our Comprehensive Student Support System (CSSS) provides a framework to help us in our efforts to meet the needs of each child. We participate in the Primary School Adjustment Program (PSAP) to help young students in their school lives and to help their families with transitions and new situations. Our School Community Council is active, involved, and supportive. We are a Title I school. We are accredited by the Western Association of Schools and Colleges. Kohala Elementary has established a partnership with Hawaii Resources for School Success and we are implementing the "All Kinds of Minds" strategies developed by Dr. Mel Levine. We have a close and collaborative relationship with Kohala High School and Kohala Middle School

Please visit our web site: [www.kohalael.k12.hi.us/home.nsf](http://www.kohalael.k12.hi.us/home.nsf).

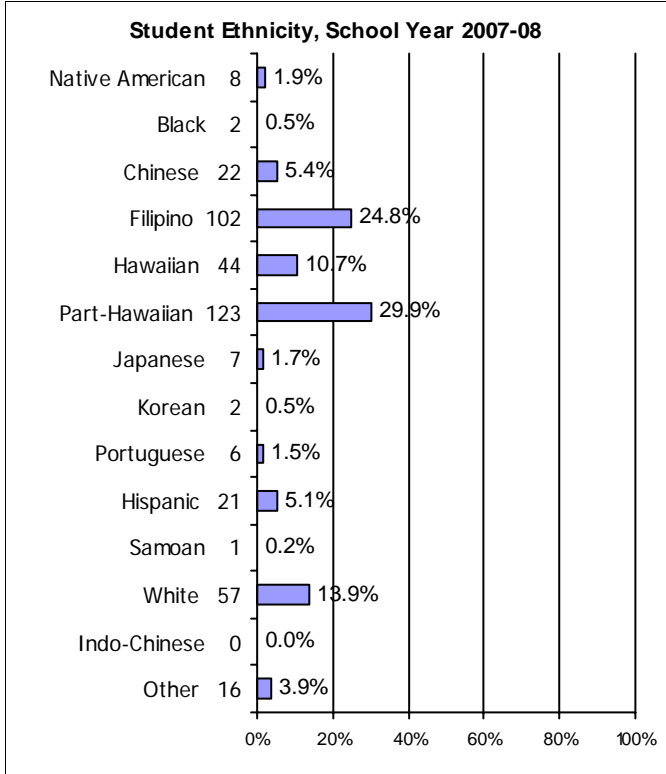
### School Address:

Kohala Elementary School  
54-3609 Akoni Pule Highway  
Kapaau, Hawaii 96755

School Setting

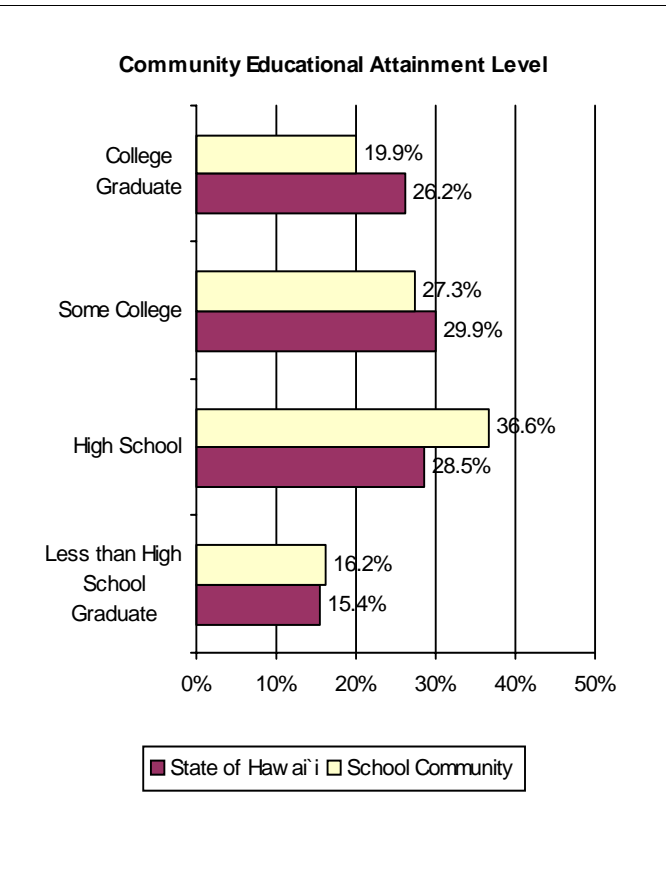
Student Profile

School year	2005-06	2006-07	2007-08
Fall enrollment	409	391	389
Number and percent of students enrolled for the entire school year	377	371	366
	92.2%	94.9%	94.1%
Number and percent of students receiving free or reduced-cost lunch	235	197	198
	57.5%	50.4%	50.9%
Number and percent of students in Special Education programs	48	54	58
	11.7%	13.8%	14.9%
Number and percent of students with limited English proficiency	25	29	26
	6.1%	7.4%	6.7%
Percent of Kindergartners who attended preschool	51%	57%	65%



Community Profile Based on the 2000 U.S. Census

Kohala Complex	School Community	State of Hawai'i
Total population	6,038	1,211,537
Percentage of population aged 5-19	21.6%	20.6%
Median age of population	37.8	36.2
Number of families	1,293	287,068
Percentage of families with children under 18	44.6%	45.0%
Percentage of families with children headed by a single mother	21.0%	18.3%
Average family size	3.1	3.42
Median household income	\$48,104	\$49,820
Percent of households with Public Assistance income	5.9%	7.6%
Percent of families with children living in poverty	11.0%	11.2%



## School Improvement

### Summary of Progress

In the 2007-08 school year, we established a partnership with Hawaii Resources for School Success. Through this partnership, we have adopted the "Schools Attuned" professional development program from Dr. Mel Levine and "All Kinds of Minds". Schools Attuned is a unique approach for managing learning differences. It brings neuroscience research on learning into the classroom and "reflects researched-based principles of professional development that change current teaching practice and have a positive impact on student outcomes". This is an exciting project for us and, after a 5 day training in January, 2008, we already see practices reflected in the classroom. Fifteen out of sixteen teachers, grades K-4, will be trained by June, 2008. We anticipate that the consistency of shared professional development will result in positive outcomes for our students – and our staff.

Kohala Elementary School's focus areas align with the State Department of Education's directives:

- (1) improve student achievement through standards based education,
- (2) provide comprehensive support for all students,
- (3) continuously improve performance and quality.

Our Three Year Strategic Plan and our Action and Financial Plans are devoted to these goals.

To provide consistency and continuity of learning for our students, we have implemented school-wide reading (Houghton-Mifflin), math (Every Day Math), and science (Houghton-Mifflin and FOSS) programs.

We assess learning through quarterly assessments and more frequently through STAR math, Dynamic Indicators of Basic Early Literacy Skills (DIBELS), theme tests, and chapter/section assessments in all subject areas. Writing assessments are focused on grade level topics and are reviewed by grade level teachers. Rubrics have been developed and are referenced both in the classroom to support student goal-setting and by assessment evaluators. Formative and summative assessment evaluation data are used to determine follow-up actions. Data is analyzed. Classroom plans and what is taught are modified as guided by assessment results.

A Western Association of Schools and Colleges accreditation visit took place in Spring, 2008. After a review of our programs and a three-day visit with classroom observations and comprehensive interviews by a team of four educational professionals from Hawaii and California, we were awarded a six-year term of accreditation, with a one-day visit by a two member team after three years. This accomplishment is a reflection of the work of our total Elementary Ohana.

Through vertical teaming, we network and collaborate with our Kohala Middle School and Kohala High School colleagues. Articulation of programs, benchmarks, goals, and projects leads to a shared vision of the successful graduate of Kohala High School.

Involvement and collaboration of school community members is fostered through our School Community Council, monthly principal newsletters, our Tuesday Envelope, access to our website, classroom newsletters, regular conferences, school programs and projects, Parent Open School Day, Open House, Parent Nights, and access to the Department of Education website.

Our School Quality Survey results indicate that school leadership is highly satisfactory as rated by survey participants.

## School Resources

### Certified Staff

#### Teaching Staff

<b>Total Full-Time Equivalent (FTE)</b>		27.0
Regular Instruction, FTE	70.4%	19.0
Special Instruction, FTE	29.6%	8.0
Supplemental Instruction, FTE	0.0%	0.0
Teacher headcount		27
Teachers with 5 or more years at this school		18
Teachers' average years of experience		13.3
Teachers with advanced degrees		7

#### Professional Teacher Credentials

Fully licensed	85.2%	23
Provisional credential	14.8%	4
Emergency credential	0.0%	0

#### Students per Teaching Staff \*

Regular Instruction	17.4
Special Instruction	7.3

\* Regular instruction includes both regular and supplemental teaching staff and does not include mainstreamed special education students. Therefore, these figures do not indicate class size.

#### Administrative and Student Services Staff

Administration, FTE *	2.0
Librarians, FTE	1.0
Counselors, FTE	1.0
Number of principals at this school in the last five years	1

\* Administration includes Principals, Vice-Principals, Student Activity Coordinators, Student Services Coordinators, Registrars, and Athletic Directors

### Facilities

School Year Ending 2008

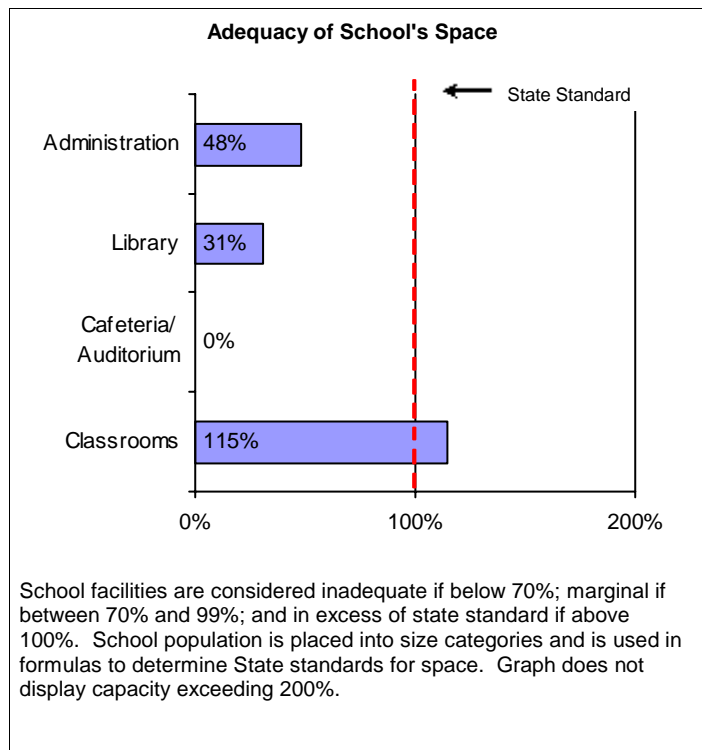
Classrooms available	25
Number of classrooms short (-) or over (+)	-5

#### School facilities inspection results

	Score		
	1	2	3
Grounds	[ ]	2	[ ]
Building exterior	[ ]	[ ]	3
Building interior	[ ]	[ ]	3
Equipment/Furnishings	[ ]	[ ]	3
Health/Safety	[ ]	[ ]	3
Sanitation	[ ]	[ ]	3
<b>Total</b>		17	

For each category:  
1 = Unacceptable; 2 = Satisfactory; 3 = Very Good

**For Total:**  
6-8 = Unacceptable; 9-15 = Satisfactory;  
16-18 = Very Good



## Vital Signs

### School Quality Survey

The School Quality Survey (SQS), administered periodically by the System Evaluation and Reporting Section, is used for strategic planning and to comply with state accountability requirements.

#### Percent of Positive Responses

School Quality Survey <sup>*</sup>		Teachers		Parents		Students	
Dimensions		School	State	School	State	School	State
Standards-Based Learning	2007	96.6%	89.1%	81.7%	78.4%	76.7%	75.6%
	2008	97.8%	90.7%	77.1%	76.9%	71.0%	76.1%
Quality Student Support	2007	98.0%	79.6%	76.4%	74.4%	67.9%	66.3%
	2008	94.5%	77.6%	77.9%	75.9%	65.2%	69.9%
Professionalism & System Capacity	2007	94.6%	78.8%	86.2%	85.6%	87.5%	84.0%
	2008	100.0%	83.7%	84.6%	81.6%	79.5%	86.9%
Coordinated Team Work	2007	94.8%	77.7%	58.5%	59.7%	65.4%	64.1%
	2008	94.1%	71.6%	65.2%	66.5%	60.8%	76.6%
Responsiveness of the System	2007	99.2%	83.0%	76.5%	70.9%	There are no student items for this dimension	
	2008	100.0%	82.7%	76.2%	72.1%		
Focused & Sustained Action	2007	99.1%	79.9%	67.0%	61.3%	76.6%	75.2%
	2008	98.3%	81.8%	70.2%	65.0%	75.1%	81.1%
Involvement	2007	98.3%	85.7%	70.7%	69.0%	64.1%	59.5%
	2008	98.5%	75.7%	76.4%	72.4%	67.4%	69.4%
Satisfaction	2007	98.2%	68.0%	75.3%	71.1%	75.0%	71.2%
	2008	90.2%	71.2%	77.8%	76.6%	72.8%	79.1%
Student Safety & Well Being	2007	99.2%	84.9%	80.7%	76.7%	64.7%	64.7%
	2008	94.9%	82.2%	78.5%	77.3%	64.6%	68.7%
Survey Return Rate <sup>**</sup>	2007	95.2%	76.2%	24.0%	21.0%	100.0%	91.1%
	2008	100.0%	76.2%	39.8%	21.0%	100.0%	91.1%

<sup>\*</sup> State Teacher and Parent positive response figures are one of 4 grade spans (Gr. K to 5/6, Gr. 6/7 to 8, Gr. 9 to 12, and Multi-level) that best correspond to this school's grade span. The Student positive response figures for the State and this school are those of the highest grade level surveyed at this school.

<sup>\*\*</sup> State Return Rate for Teachers, Parents, and Students are for one of 6 grade spans (i.e., Gr. K to 5/6, Gr. K to 7/8, Gr. K to 12, Gr. 6/7 to 8, Gr. 6 to 12, and Gr. 9 to 12) that correspond to this school's grade span.

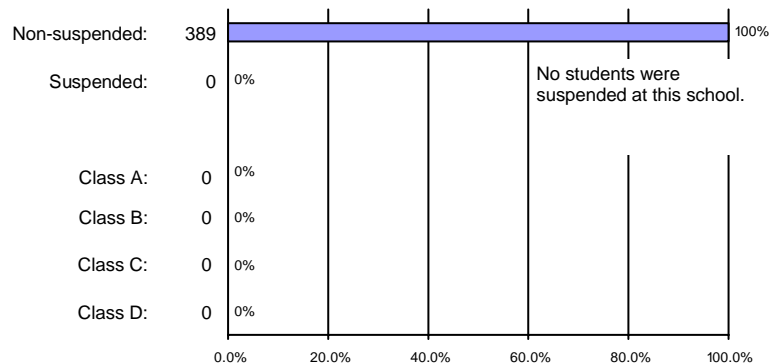
## Vital Signs

### Student Conduct

#### Attendance and Absences

School Year			
2005-06	2006-07	2007-08	<b>State Standard</b>
<b>Average Daily Attendance: %</b> (higher is better)			
92.4%	93.7%	93.7%	<b>95.0%</b>
<b>Average Daily Absences: in days</b> (lower is better)			
13.5	11.1	11.0	<b>9</b>

#### Suspensions, School Year 2007-2008



Examples of class of suspension:

- Class A: Burglary, robbery, sale of dangerous drugs
- Class B: Disorderly conduct, trespassing
- Class C: Class cutting, insubordination, smoking
- Class D: Contraband (e.g. possession of tobacco)

### School Retention

Retention for elementary schools include students in all grades except kindergarten who were retained (kept back a grade). Retention for middle/intermediate schools include only eighth graders who were not promoted to ninth grade. Starting in 2004, eighth grade retention calculations that conform to NCLB requirements are used.

	Retention		
	2006	2007	2008
Total number of students	349	318	322
Percent retained in grade	1%	0%	1%

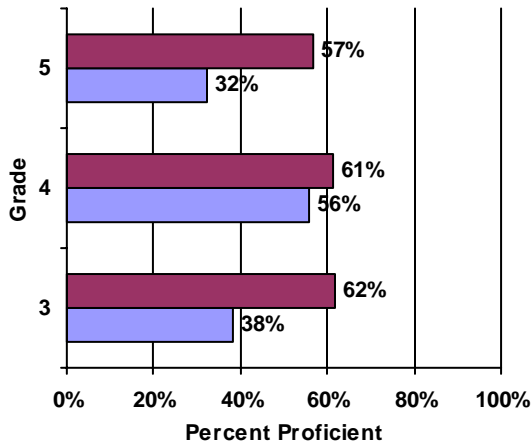
Note. "--" means missing data.

"\*" means data not reported to maintain student confidentiality (see FERPA).

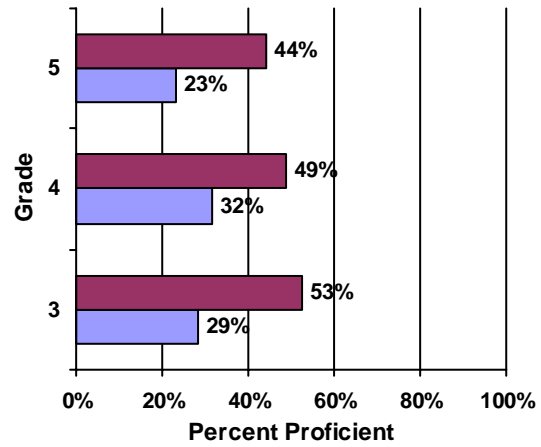
**Vital Signs**

**Hawaii State Assessment**

**HCPS Reading**



**HCPS Mathematics**



School
  State

A bar may not be shown to maintain student confidentiality (see FERPA).

**HCPS Science**

Grade	Percent Proficient	
	School	State
5	40%	49%

The HCPS Science assessment is given in grades 5, 7 and 11.

**HCPS Writing**

Grade	Average Score	
	School	State
4	1.9	2.2

Writing scores range from a low of 0 to a high of 4. The figures show the average score for each grade level tested. The HCPS Writing assessment is given in grades 4, 6, 9, and 11.

**TerraNova, 2nd Edition**

Percent Average and Above

Grade	Reading National Norm is 77%		Mathematics National Norm is 77%	
	School	State	School	State
3	67%	73%	68%	74%
4	73%	77%	65%	76%
5	73%	79%	66%	78%

The TerraNova is a national norm-reference assessment with 9 stanine levels. Scores in stanines 1 to 3 represent "Below Average," and scores in stanines 4 to 9 represent "Average and Above."

Note. From 2006-2007, the Hawaii Content and Performance Standards (HCPS) III and TerraNova assessments were used.

"--" means missing data.

"\*" means data not reported to maintain student confidentiality (see FERPA).

## Other School Information

Kohala Elementary School was accredited in 2008 by the Western Association of Schools and Colleges for a period of six years with a mid-term review.

Published on November 21, 2008.

System Evaluation and Reporting Section, Systems Accountability Office, Office of the Superintendent, Honolulu, HI: Hawaii State Department of Education.