



# Kohala Elementary School

School Code: 395

Grades K-5

## School Status and Improvement Report School Year 2008-09



### Contents

<b>Focus on Standards</b>	p. 1
<b>School Description</b>	p. 1
<b>School Setting</b>	p. 2
<ul style="list-style-type: none"> <li>• Student Profile</li> <li>• Community Profile</li> </ul>	
<b>School Improvement</b>	p. 3
<ul style="list-style-type: none"> <li>• Summary of Progress</li> </ul>	
<b>School Resources</b>	p. 4
<ul style="list-style-type: none"> <li>• Certified Staff</li> <li>• Facilities</li> </ul>	
<b>Vital Signs</b>	pp. 5-7
<ul style="list-style-type: none"> <li>• School Quality Survey</li> <li>• Student Conduct</li> <li>• School Retention or Completion</li> <li>• Hawaii State Assessment</li> </ul>	
<b>Other School Information</b>	p. 8

### Focus On Standards

This School Status and Improvement Report has been prepared as part of the Department's education accountability system to provide regular, understandable accounts of our schools' performance and progress, as required by §302A-1004, Hawai'i Revised Statutes.

This report describes the school and its setting; provides information about the school's administrators, teachers, students and facilities; summarizes progress made based on the school's improvement plan, and reports student achievement results along with other vital signs.

### School Description

Kohala Elementary School, located in geographically isolated North Kohala on the Big Island of Hawaii, is a K-5 school with a Pre-K for special needs children. Our Comprehensive Student Support System (CSSS) provides a framework to help us in our efforts to meet the needs of each child. We participate in the Primary School Adjustment Program (PSAP) to help young students in their school lives and to help their families with transitions and new situations. Our School Community Council is active, involved, and supportive. We are a Title I school. We are accredited by the Western Association of Schools and Colleges. Kohala Elementary has established a partnership with Hawaii Resources for School Success and we are implementing the "All Kinds of Minds"/Schools Attuned strategies developed by Dr. Mel Levine. We have a close and collaborative relationship with Kohala High School and Kohala Middle School

Please visit our web site: [www.kohalael.k12.hi.us/home.nsf](http://www.kohalael.k12.hi.us/home.nsf).

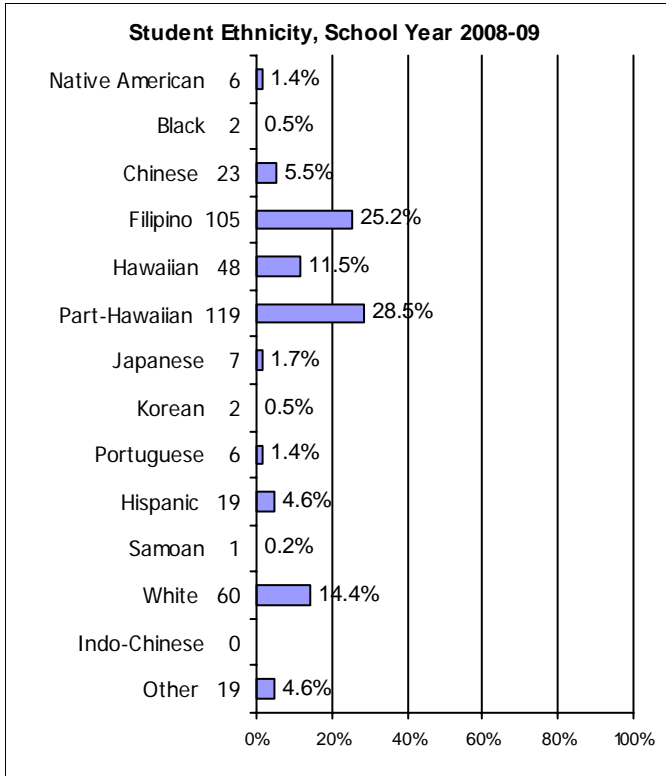
### School Address:

Kohala Elementary School  
54-3609 Akoni Pule Highway  
Kapaau, Hawaii 96755

## School Setting

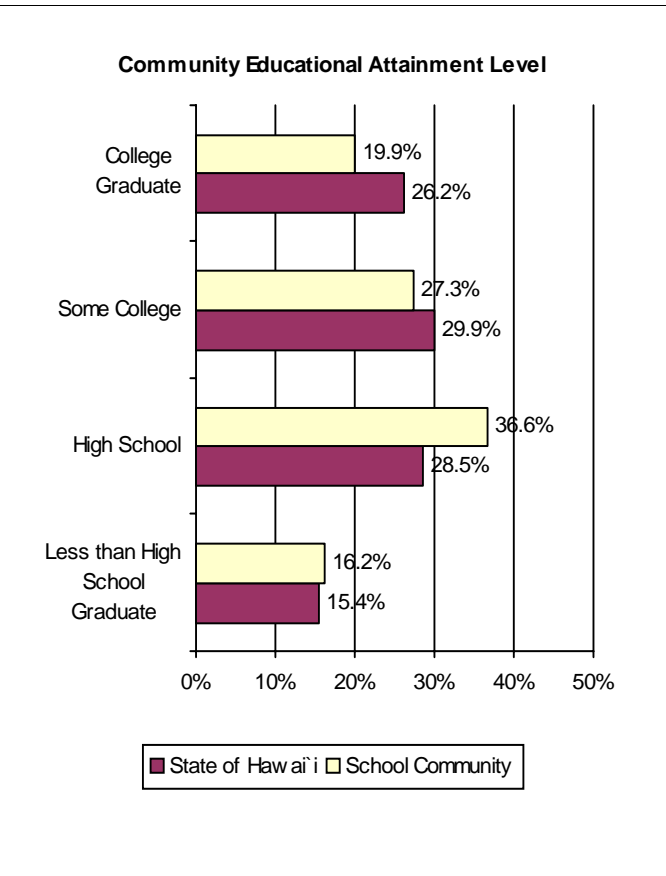
### Student Profile

School year	2006-07	2007-08	2008-09
Fall enrollment	391	389	391
Number and percent of students enrolled for the entire school year	371 94.9%	366 94.1%	354 90.5%
Number and percent of students receiving free or reduced-cost lunch	197 50.4%	198 50.9%	217 55.5%
Number and percent of students in Special Education programs	54 13.8%	58 14.9%	64 16.4%
Number and percent of students with limited English proficiency	29 7.4%	26 6.7%	27 6.9%
Percent of Kindergartners who attended preschool	57%	65%	67%



### Community Profile Based on the 2000 U.S. Census

Kohala Complex	School Community	State of Hawai'i
Total population	6,038	1,211,537
Percentage of population aged 5-19	21.6%	20.6%
Median age of population	37.8	36.2
Number of families	1,293	287,068
Percentage of families with children under 18	44.6%	45.0%
Percentage of families with children headed by a single mother	21.0%	18.3%
Average family size	3.1	3.42
Median household income	\$48,104	\$49,820
Percent of households with Public Assistance income	5.9%	7.6%
Percent of families with children living in poverty	11.0%	11.2%



## School Improvement

### Summary of Progress

The partnership we developed with Hawaii Resources for School Success in the 2007-08 school year continues for the coming year. Through this partnership, approximately 80% of our faculty members have been trained in the All Kinds of Minds "Schools Attuned" professional development strategies to address the needs of our diverse learners. In addition to providing our faculty with research-based teaching practices that focus on student strengths, this partnership allows us time each quarter to network at grade levels while our classes are receiving instruction from experts in art, music, and physical education. This is a true enrichment bonus for our students.

Kohala Elementary School's focus areas align with the State Department of Education's directives:

- 1) improve student achievement through standards based education, including the development of literacy skills that align with the State Literacy Framework
- 2) provide comprehensive support for all students
- 3) continuously improve performance and quality.

Our Three Year Strategic Plan and our Action and Financial Plans revolve around these goals.

To provide consistency and continuity of learning for our students, we have implemented school-wide reading (Houghton-Mifflin), math (Every Day Math), and science (Houghton-Mifflin and FOSS) programs.

We assess learning through quarterly assessments and more frequently through STAR math, Dynamic Indicators of Basic Early Literacy Skills (DIBELS), theme tests, and chapter/section assessments in all subject areas. Writing assessments are focused on grade level topics and are reviewed by grade level teachers. Rubrics have been developed and are referenced both in the classroom to support student goal-setting and by assessment evaluators. Formative and summative assessment evaluation data are used to determine follow-up actions. Data is analyzed. Classroom plans and what is taught are modified as guided by assessment results.

In the Spring of 2008, we received a six-year term of accreditation from the Western Association of Schools and Colleges. This accomplishment is a reflection of the work of our Kohala Elementary Ohana.

Through vertical teaming, we collaborate with our colleagues at Kohala Middle School and Kohala High School. Articulation of programs, benchmarks, goals, and projects leads to a shared vision of the successful graduate of Kohala High School.

Involvement and collaboration of school community members is fostered through our School Community Council, monthly principal newsletters, our Tuesday Envelope, our school website, classroom newsletters, regular conferences, school programs and projects, open house, parent nights, and the Department of Education website.

Our School Quality Survey results indicate that school leadership is highly satisfactory as rated by survey participants.

## School Resources

### Certified Staff

#### Teaching Staff

<b>Total Full-Time Equivalent (FTE)</b>		30.0
Regular Instruction, FTE	70.0%	21.0
Special Instruction, FTE	30.0%	9.0
Supplemental Instruction, FTE	0.0%	0.0
Teacher headcount		30
Teachers with 5 or more years at this school		19
Teachers' average years of experience		12.8
Teachers with advanced degrees		10

#### Professional Teacher Credentials

Fully licensed	90.0%	27
Provisional credential	6.7%	2
Emergency credential	3.3%	1

#### Students per Teaching Staff \*

Regular Instruction	15.6
Special Instruction	7.1

\* Regular instruction includes both regular and supplemental teaching staff and does not include mainstreamed special education students. Therefore, these figures do not indicate class size.

#### Administrative and Student Services Staff

Administration, FTE *	2.0
Librarians, FTE	1.0
Counselors, FTE	1.0
Number of principals at this school in the last five years	1

\* Administration includes Principals, Vice-Principals, Student Activity Coordinators, Student Services Coordinators, Registrars, and Athletic Directors

### Facilities

School Year Ending 2009

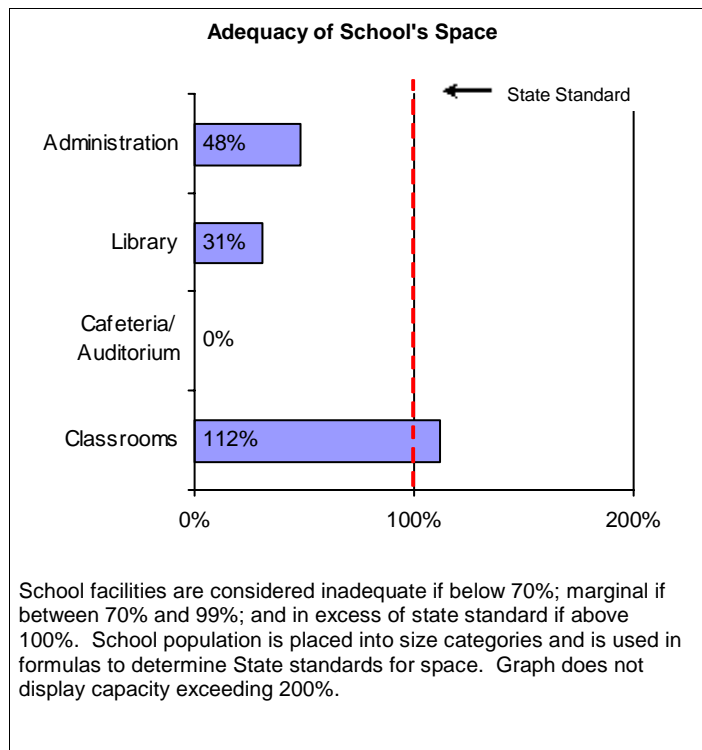
Classrooms available	25
Number of classrooms short (-) or over (+)	-6

#### School facilities inspection results

	Score		
	1	2	3
Grounds	[ ]	[ ]	3
Building exterior	[ ]	2	[ ]
Building interior	[ ]	[ ]	3
Equipment/Furnishings	[ ]	2	[ ]
Health/Safety	[ ]	[ ]	3
Sanitation	[ ]	[ ]	3
<b>Total</b>		16	

For each category:  
1 = Unacceptable; 2 = Satisfactory; 3 = Very Good

**For Total:**  
6-8 = Unacceptable; 9-15 = Satisfactory;  
16-18 = Very Good



## Vital Signs

### School Quality Survey

The School Quality Survey (SQS), administered periodically by the System Evaluation and Reporting Section, is used for strategic planning and to comply with state accountability requirements.

#### Percent of Positive Responses

School Quality Survey *		Teachers		Parents		Students	
		School	State	School	State	School	State
Dimensions							
Standards-Based Learning	2008	97.8%	90.7%	77.1%	76.9%	71.0%	76.1%
	2009	99.1%	91.2%	**	**	74.4%	76.4%
Quality Student Support	2008	94.5%	77.6%	77.9%	75.9%	65.2%	69.9%
	2009	94.3%	80.0%	**	**	67.9%	70.3%
Professionalism & System Capacity	2008	100.0%	83.7%	84.6%	81.6%	79.5%	86.9%
	2009	88.8%	84.8%	**	**	81.7%	87.5%
Coordinated Team Work	2008	94.1%	71.6%	65.2%	66.5%	60.8%	76.6%
	2009	85.0%	73.7%	**	**	74.7%	77.6%
Responsiveness of the System	2008	100.0%	82.7%	76.2%	72.1%	There are no student items for this dimension	
	2009	91.7%	83.3%	**	**		
Focused & Sustained Action	2008	98.3%	81.8%	70.2%	65.0%	75.1%	81.1%
	2009	89.3%	82.3%	**	**	76.3%	81.4%
Involvement	2008	98.5%	75.7%	76.4%	72.4%	67.4%	69.4%
	2009	86.3%	76.6%	**	**	71.8%	69.6%
Satisfaction	2008	90.2%	71.2%	77.8%	76.6%	72.8%	79.1%
	2009	78.3%	74.4%	**	**	79.7%	79.7%
Student Safety & Well Being	2008	94.9%	82.2%	78.5%	77.3%	64.6%	68.7%
	2009	92.1%	83.7%	**	**	67.4%	69.3%
Survey Return Rate ***	2008	100.0%	78.9%	39.8%	35.5%	100.0%	94.3%
	2009	100.0%	76.8%	**	**	94.1%	91.1%

\* State Teacher and Parent positive response figures are one of 4 grade spans (Gr. K to 5/6, Gr. 6/7 to 8, Gr. 9 to 12, and Multi-level) that best correspond to this school's grade span. The Student positive response figures for the State and this school are those of the highest grade level surveyed at this school.

\*\*

The Parents survey for the school year 2008-09 was cancelled.

\*\*\*

State Return Rate for Teachers, Parents, and Students are for one of 6 grade spans (i.e., Gr. K to 5/6, Gr. K to 7/8, Gr. K to 12, Gr. 6/7 to 8, Gr. 6 to 12, and Gr. 9 to 12) that correspond to this school's grade span.

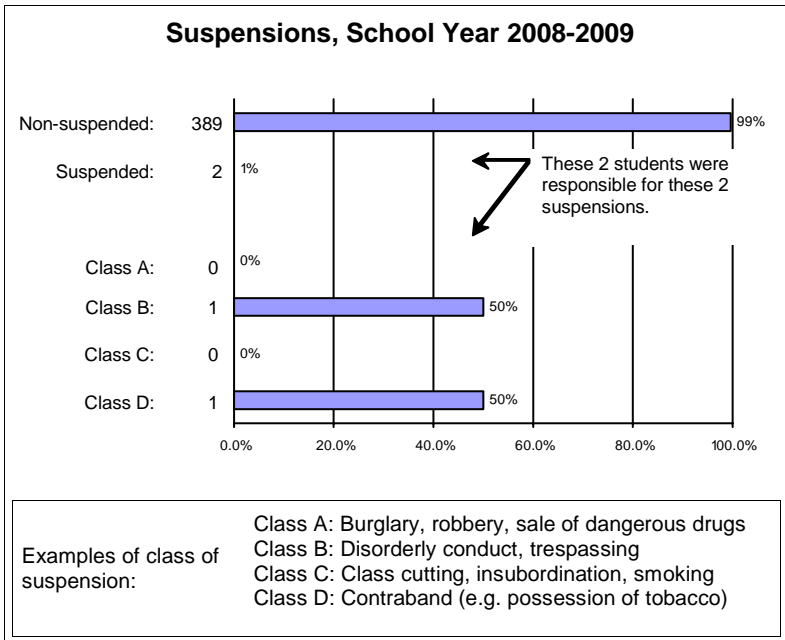
**Vital Signs**

**Student Conduct**

**Attendance and Absences**

School Year			<b>State Standard</b>
2006-07	2007-08	2008-09	
<b>Average Daily Attendance: %</b> (higher is better)			
93.7%	93.7%	94.1%	<b>95.0%</b>
<b>Average Daily Absences: in days</b> (lower is better)			
11.1	11.0	10.5	<b>9</b>

**Suspensions, School Year 2008-2009**



**School Retention**

Retention for elementary schools include students in all grades except kindergarten who were retained (kept back a grade). Retention for middle/intermediate schools include only eighth graders who were not promoted to ninth grade. Starting in 2004, eighth grade retention calculations that conform to NCLB requirements are used.

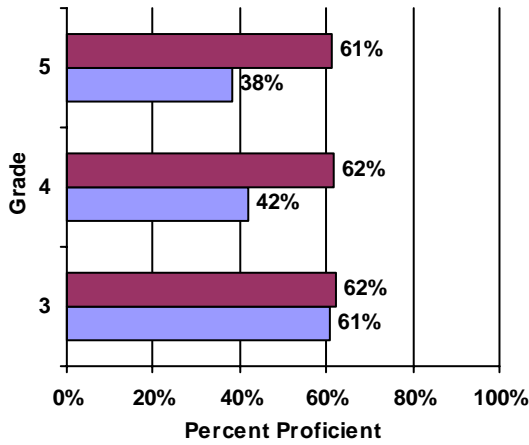
	Retention		
	2007	2008	2009
Total number of students	318	322	328
Percent retained in grade	0%	1%	0%

Note. " -- " means missing data.  
 " \* " means data not reported to maintain student confidentiality (see FERPA).

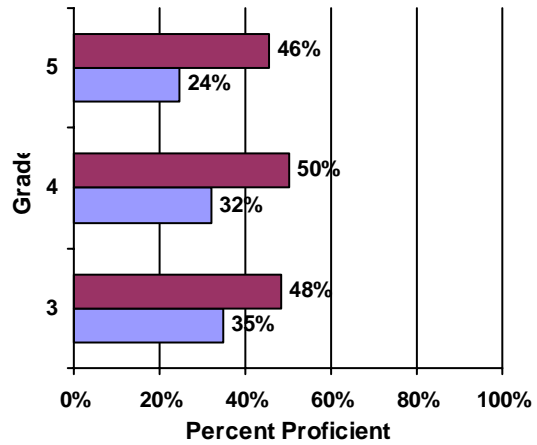
**Vital Signs**

**Hawaii State Assessment**

**HCPS Reading**



**HCPS Mathematics**



School
  State

A school's bar may not be shown to maintain student confidentiality (see FERPA).

**HCPS Science**

Grade	Percent Proficient	
	School	State
5	35%	48%

The HCPS Science assessment is given in grades 5, 7 and 11.

**HCPS Writing**

Grade	Average Score	
	School	State
4	2.1	2.1

Writing scores range from a low of 0 to a high of 4. The figures show the average score for each grade level tested. The HCPS Writing assessment is given in grades 4, 6, 9, and 11.

**TerraNova, 2nd Edition**

Percent Average and Above

Grade	Reading National Norm is 77%		Mathematics National Norm is 77%	
	School	State	School	State
3	63%	74%	72%	75%
4	64%	78%	62%	76%
5	59%	74%	63%	77%

The TerraNova is a national norm-reference assessment with 9 stanine levels. Scores in stanines 1 to 3 represent "Below Average," and scores in stanines 4 to 9 represent "Average and Above."

Note. From 2006-2007, the Hawaii Content and Performance Standards (HCPS) III and TerraNova assessments were used.  
 "--" means missing data.  
 "\*\*\*" means data not reported to maintain student confidentiality (see FERPA).

## Other School Information

Kohala Elementary School was accredited in 2008 by the Western Association of Schools and Colleges for a period of six years with a mid-term review.

Published on November 13, 2009.

System Evaluation and Reporting Section, Systems Accountability Office, Office of the Superintendent, Honolulu, HI: Hawaii State Department of Education.