

# Kula Kaiapuni O Anuenue

School Code: 103

Grades K-12

## School Status and Improvement Report School Year 2009-10



### Contents

**Focus on Standards** p. 1

**School Description** p. 1

**School Setting** p. 2

- Student Profile
- Community Profile

**School Improvement** p. 3

- Summary of Progress

**School Resources** p. 4

- Certified Staff
- Facilities

**Vital Signs** pp. 5-7

- School Quality Survey
- Student Conduct
- School Retention or Completion
- Hawaii State Assessment Program

**Other School Information** p. 8

#### **School Address:**

Kula Kaiapuni O Anuenue  
2528 10th Avenue  
Honolulu, Hawaii 96816

### Focus On Standards

This School Status and Improvement Report has been prepared as part of the Department's education accountability system to provide regular, understandable accounts of our schools' performance and progress, as required by §302A-1004, Hawai'i Revised Statutes.

This report describes the school and its setting; provides information about the school's administrators, teachers, students and facilities; summarizes progress made based on the school's improvement plan, and reports student achievement results along with other vital signs.

### School Description

Anuenue School is also known as *Ke Kula Kaiapuni `o Anuenue*. We are the K-12 Hawaiian Language Immersion school on O`ahu. The geographic setting is in the back of Palolo Valley. It is located in the lush Ala Wai and Waikiki Watershed. The Pukele Stream runs along the boundary of the school. This allows the school to have taro patches where students and visitors experience, first-hand, the native agriculture, culture, and language of Hawai`i.

Parent involvement is vital to and welcomed by the school. There are numerous ways that parents can get involved. There are specific class opportunities to volunteer. There is the *Na Leo Kako`o* or PTA organization. In addition, there is the School Community Council or SCC.

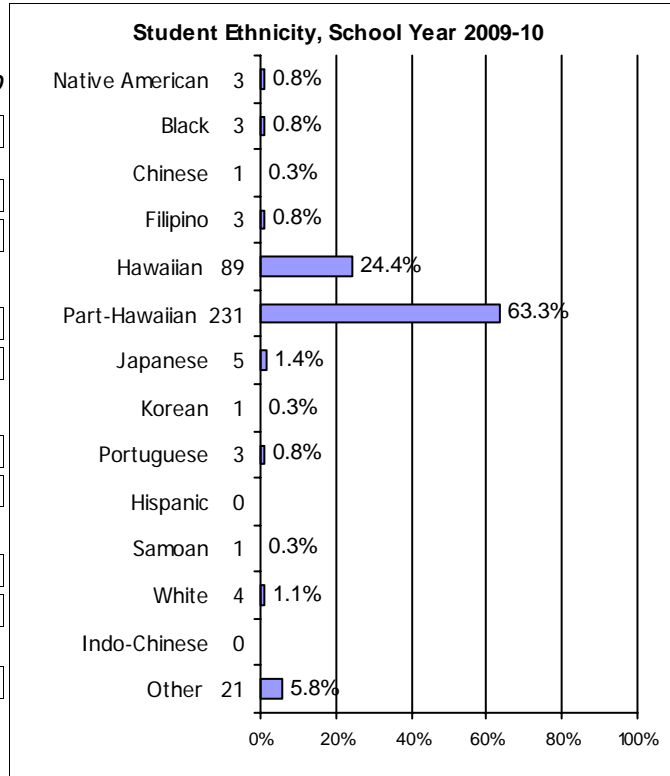
As a regular public school, Anuenue School students participate in State Student Council activities and trainings. The students are also very active in athletics through the school's membership in the OIA or O`ahu Interscholastic Association.

In the absence of geographic boundaries, our students come from the entire island of O`ahu. Some students have even come from the neighbor islands. All students, even non-Hawaiian students, are welcome.

## School Setting

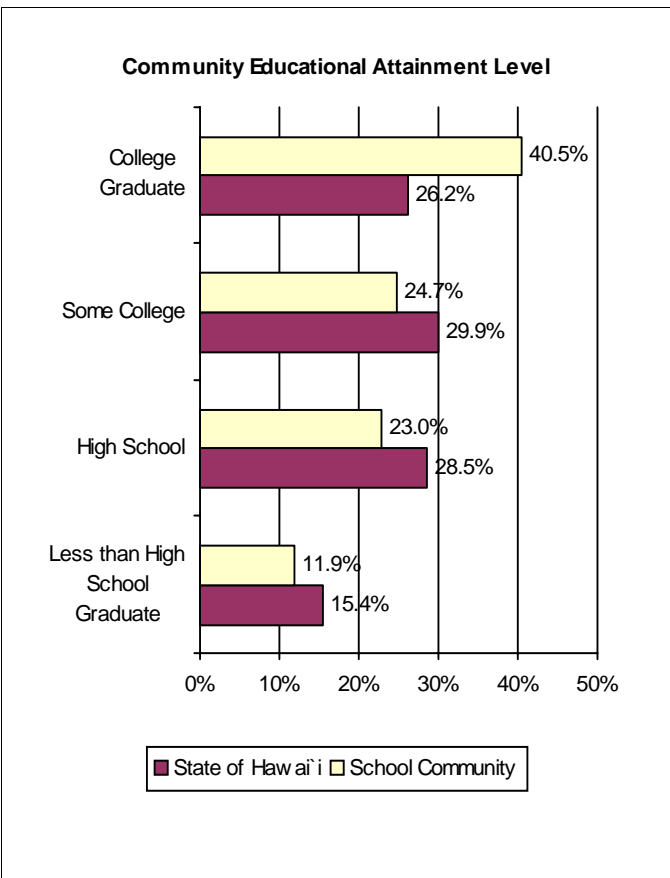
### Student Profile

School year	2007-08	2008-09	2009-10
Fall enrollment	371	347	378
Number and percent of students enrolled for the entire school year	331 89.2%	332 95.7%	352 93.1%
Number and percent of students receiving free or reduced-cost lunch	205 55.3%	203 58.5%	217 57.4%
Number and percent of students in Special Education programs	34 9.2%	29 8.4%	27 7.1%
Number and percent of students with limited English proficiency	0 0.0%	0 0.0%	0 0.0%
Percent of Kindergartners who attended preschool	--	66%	73%



### Community Profile Based on the 2000 U.S. Census

Roosevelt Complex	School Community	State of Hawai'i
Total population	60,707	1,211,537
Percentage of population aged 5-19	14.7%	20.6%
Median age of population	42.2	36.2
Number of families	14,338	287,068
Percentage of families with children under 18	34.0%	45.0%
Percentage of families with children headed by a single mother	22.1%	18.3%
Average family size	3.1	3.42
Median household income	\$52,797	\$49,820
Percent of households with Public Assistance income	4.5%	7.6%
Percent of families with children living in poverty	11.7%	11.2%



## School Improvement

### Summary of Progress

Anuenue School continued to make progress during the 2009-10 School Year. Academically, we were visited by a WASC or Western Association of Schools and Colleges accreditation review team. This was the third-year or mid-term visitation. On June 4, 2010, Dr. David E. Brown, the Executive Director of the Accrediting Commission for Schools wrote a congratulatory letter commending the school community on "quality education for all students."

Another significant indicator of the progress being made at and by Anuenue School was the HSMA's Kaimana Award. The Hawai'i Medical Services Association gives awards to outstanding schools for their combined efforts in athletics, academics, sportsmanship, and community service. Anuenue School was recognized as one of the outstanding schools.

## School Resources

### Certified Staff

#### Teaching Staff

<b>Total Full-Time Equivalent (FTE)</b>		28.0
Regular Instruction, FTE	85.7%	24.0
Special Instruction, FTE	10.7%	3.0
Supplemental Instruction, FTE	3.6%	1.0
Teacher headcount		28
Teachers with 5 or more years at this school		16
Teachers' average years of experience		8.9
Teachers with advanced degrees		12

#### Professional Teacher Credentials

Fully licensed	89.3%	25
Provisional credential	7.1%	2
Emergency credential	3.6%	1

#### Students per Teaching Staff \*

Regular Instruction	14.0
Special Instruction	9.0

\* Regular instruction includes both regular and supplemental teaching staff and does not include mainstreamed special education students. Therefore, these figures do not indicate class size.

#### Administrative and Student Services Staff

Administration, FTE *	4.0
Librarians, FTE	1.0
Counselors, FTE	1.0
Number of principals at this school in the last five years	1

\* Administration includes Principals, Vice-Principals, Student Activity Coordinators, Student Services Coordinators, Registrars, and Athletic Directors

### Facilities

School Year Ending 2010

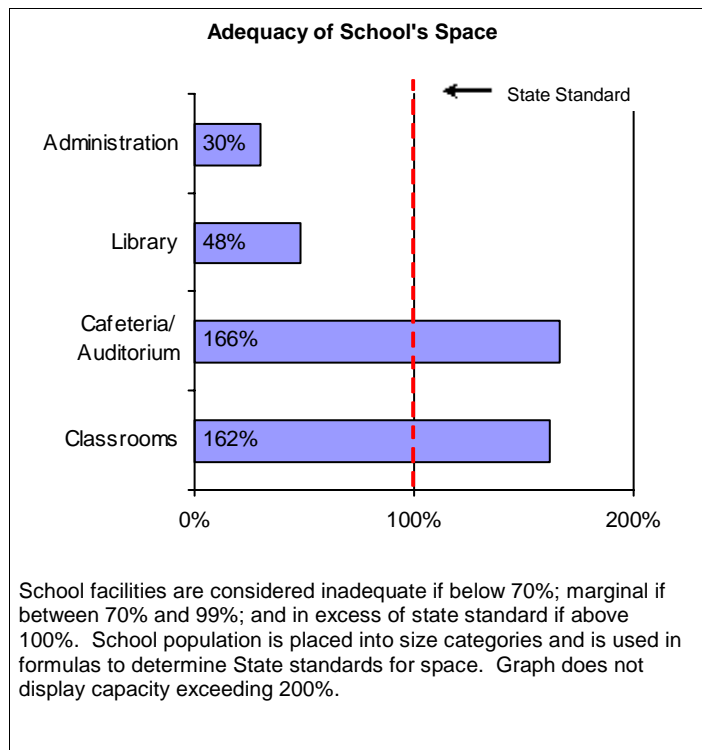
Classrooms available	31
Number of classrooms short (-) or over (+)	-1

#### School facilities inspection results

	Score		
	1	2	3
Grounds		2	
Building exterior		2	
Building interior		2	
Equipment/Furnishings		2	
Health/Safety		2	
Sanitation		2	
<b>Total</b>		12	

For each category:  
1 = Unacceptable; 2 = Satisfactory; 3 = Very Good

**For Total:**  
6-8 = Unacceptable; 9-15 = Satisfactory;  
16-18 = Very Good



**Vital Signs**

**School Quality Survey**

The School Quality Survey (SQS), administered periodically by the System Evaluation and Reporting Section, is used for strategic planning and to comply with state accountability requirements.

**Percent of Positive Responses**

School Quality Survey *		Teachers		Parents		Students	
		School	State	School	State	School	State
Standards-Based Learning	2009	79.8%	85.4%	**	**	63.4%	56.1%
	2010	88.2%	85.5%	65.8%	60.6%	63.1%	55.5%
Quality Student Support	2009	60.2%	70.2%	**	**	54.5%	45.8%
	2010	62.8%	70.3%	65.2%	59.8%	52.7%	45.8%
Professionalism & System Capacity	2009	63.5%	75.2%	**	**	71.4%	53.7%
	2010	57.9%	72.3%	71.4%	61.9%	55.8%	52.9%
Coordinated Team Work	2009	57.8%	64.6%	**	**	69.5%	56.5%
	2010	68.4%	63.5%	58.8%	49.8%	64.8%	56.8%
Responsiveness of the System	2009	66.4%	74.6%	**	**	There are no student items for this dimension	
	2010	75.4%	75.8%	65.1%	57.6%		
Focused & Sustained Action	2009	64.9%	71.4%	**	**	67.4%	55.7%
	2010	63.9%	71.5%	65.4%	51.1%	63.4%	56.3%
Involvement	2009	56.3%	63.7%	**	**	53.8%	47.0%
	2010	65.8%	66.0%	67.0%	60.8%	61.4%	48.3%
Satisfaction	2009	51.4%	64.0%	**	**	68.6%	52.7%
	2010	42.1%	59.9%	66.2%	60.0%	63.4%	52.4%
Student Safety & Well Being	2009	56.3%	71.3%	**	**	56.3%	45.7%
	2010	56.4%	71.7%	63.6%	59.5%	54.4%	45.7%
Survey Return Rate ***	2009	82.8%	64.6%	**	**	89.8%	88.3%
	2010	65.5%	56.2%	24.7%	19.3%	92.0%	87.4%

\* State Teacher and Parent positive response figures are one of 4 grade spans (Gr. K to 5/6, Gr. 6/7 to 8, Gr. 9 to 12, and Multi-level) that best correspond to this school's grade span. The Student positive response figures for the State and this school are those of the highest grade level surveyed at this school.

\*\* The Parents survey for the school year 2008-09 was cancelled.

\*\*\* State Return Rate for Teachers, Parents, and Students are for one of 6 grade spans (i.e., Gr. K to 5/6, Gr. K to 7/8, Gr. K to 12, Gr. 6/7 to 8, Gr. 6 to 12, and Gr. 9 to 12) that correspond to this school's grade span.

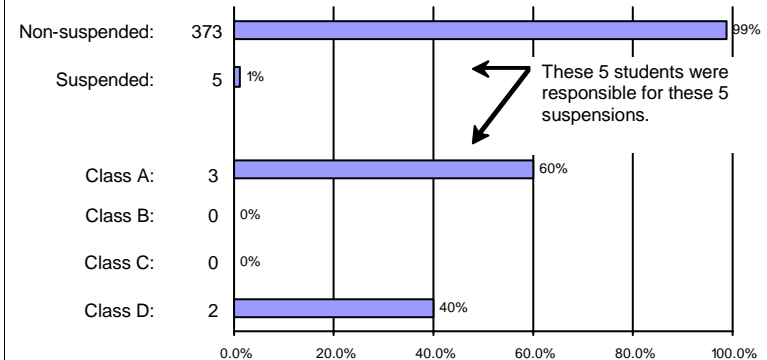
**Vital Signs**

**Student Conduct**

**Attendance and Absences**

School Year			State Standard
2007-08	2008-09	2009-10	
<b>Average Daily Attendance: %</b> (higher is better)			
90.7%	90.3%	90.5%	<b>95.0%</b>
<b>Average Daily Absences: in days</b> (lower is better)			
16.4	17.1	15.6	<b>9</b>

**Suspensions, School Year 2009-2010**



Examples of class of suspension:

- Class A: Burglary, robbery, sale of dangerous drugs
- Class B: Disorderly conduct, trespassing
- Class C: Class cutting, insubordination, smoking
- Class D: Contraband (e.g. possession of tobacco)

**School Completion**

**School Dropouts**

School Year	Number	Percent
2007-08	*	0.0%
2008-09	*	0.0%
2009-10	*	0.0%

The dropout figures are based on the cohort of first-time 9th graders who dropped out prior to graduating.

**Graduates and Other Completers**

	2007-08	2008-09	2009-10
Total number of Seniors	32	24	29
Percent of Diploma graduates	96.9%	100.0%	100.0%
Percent of Certificate of Course Completion	0.0%	0.0%	0.0%
Percent of Individually Prescribed Program	0.0%	0.0%	0.0%
Percent of school completers	96.9%	100.0%	100.0%

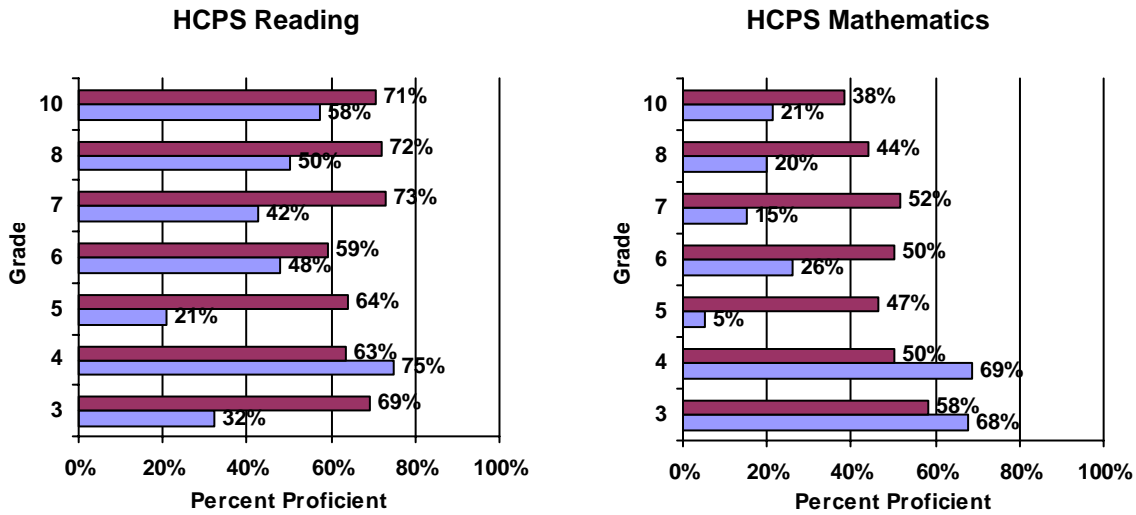
Total number of Freshmen	30	21	28
Percent graduated on time	96.8%	95.5%	100.0%
Freshmen who began high school in school year 2006-07 and graduated in 2009-10.			

Note. "--" means missing data.

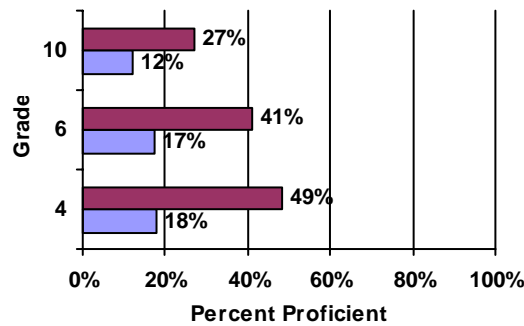
"\*" means data not reported to maintain student confidentiality (see FERPA).

**Vital Signs**


**Hawaii State Assessment Program**



**HCPS Science**



The HCPS Science assessment is given in grades 4, 6 and 10.



A school's bar may not be shown to maintain student confidentiality (see FERPA).

**TerraNova, 2nd Edition**  
Percent Average and Above

Grade	Reading National Norm is 77%		Mathematics National Norm is 77%	
	School	State	School	State
3	--	76%	--	78%
4	--	77%	--	77%
5	53%	76%	63%	80%
6	43%	79%	61%	75%
7	58%	74%	42%	75%
8	70%	82%	57%	77%
10	70%	77%	73%	76%

The TerraNova is a national norm-reference assessment with 9 stanine levels. Scores in stanines 1 to 3 represent "Below Average," and scores in stanines 4 to 9 represent "Average and Above."

Note. From 2006-2007, the Hawaii Content and Performance Standards (HCPS) III and TerraNova assessments were used.

" -- " means missing data.

" \* " means data not reported to maintain student confidentiality (see FERPA).

## Other School Information

Kula Kaiapuni O Anuenue was accredited by the Western Association of Schools and Colleges for a period of six years with a mid-term review. This school's accreditation term expires in 2013.

Published on November 22, 2010.

System Evaluation and Reporting Section, Systems Accountability Office, Office of the Superintendent, Honolulu, HI: Hawaii State Department of Education.