



Mokapu Elementary School

School Code: 322

Grades K-6

School Status and Improvement Report School Year 2009-10



Contents

Focus on Standards	p. 1
School Description	p. 1
School Setting	p. 2
<ul style="list-style-type: none"> • Student Profile • Community Profile 	
School Improvement	p. 3
<ul style="list-style-type: none"> • Summary of Progress 	
School Resources	p. 4
<ul style="list-style-type: none"> • Certified Staff • Facilities 	
Vital Signs	pp. 5-7
<ul style="list-style-type: none"> • School Quality Survey • Student Conduct • School Retention or Completion • Hawaii State Assessment Program 	
Other School Information	p. 8

School Address:

Mokapu Elementary School
1193 Mokapu Blvd., KMCB Bldg.
Kailua, Hawaii 96734

Focus On Standards

This School Status and Improvement Report has been prepared as part of the Department's education accountability system to provide regular, understandable accounts of our schools' performance and progress, as required by §302A-1004, Hawai'i Revised Statutes.

This report describes the school and its setting; provides information about the school's administrators, teachers, students and facilities; summarizes progress made based on the school's improvement plan, and reports student achievement results along with other vital signs.

School Description

Mokapu Elementary is a K-6 school of approximately 845 students located on the Mokapu Peninsula, home to Kaneohe Marine Corps Base Hawaii (KMCBH). Mokapu Elementary School, on the Windward side of the island of Oahu, proudly serves students of Marine and Navy Families. Families typically are assigned for a three year tour of duty, resulting in a high rate of student transiency. Parents on active duty often deploy away from Hawaii and their families for six months or more.

Mokapu's academic and co-curricular programs include: Gifted and Talented (GT), Special Education, Physical Education, Computer Technology, English Language Learners (ELL), Student Council, Supplementary Reading, Speech, and blocks for Math Interventions (RTI). The school's large support staff includes three counselors; a school based behavioral health specialist, two Parent Community Network Coordinators (PCNC) and a transition center to assist with student and family transition needs. As the home school to all families residing on the Marine Base, Mokapu Elementary is pleased to collaborate with MCCS Base Family Support and medical programs through Tripler AMC, for students with specialized medical needs. Our Comprehensive Student Support System ensures all student needs are met in a timely and professional manner.

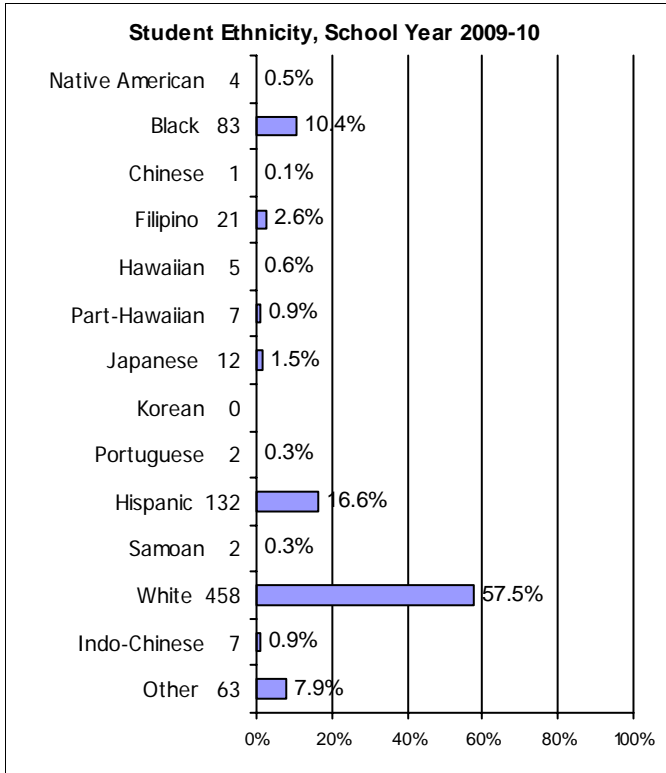
Mokapu School provides standards-based academic programs while its' school-wide Vision Management discipline program supports appropriate student behavior, teacher and student goal setting, student self-motivation, and social skills. Professional Development needs for teachers are dedicated to bringing about rigorous instruction that leads to student engagement in each classroom. Our focus is to develop good citizens by reinforcing proper conduct, values, and the positive behavioral expectations of *respect, responsibility, and safety*. Our vision acronym is M-O-K-A-P-U: **M**=Mutual Respect, **O**=Outstanding Citizenship, **K**=Keep Safe, **A**=Aim for Excellence, **P**=Problem Solving, **U**=Using Resources.

Active partners for Mokapu are: PTA, a Parent Community Network Center (PCNC), a School Community Council (SCC), Youth Center, and the Joint Venture Educational Forum (JVEF). Our military partnerships are an important component that strengthens our connection to families and our base partner, 3rd Marine Regiment. Our partners' volunteerism contributes to the success of student achievement. Extra curricular activities include Robotics, Drama Club, Arts and Crafts Club, Fitness Team, Math and Geography Super Stars program, Chorus, Math and Literacy Family Nights, Christmas Concerts, Science Fairs, Speech Festival, and Spelling Bee. We are very proud this school year to have a 6th grader finish 5th in the nation in National History Day competition held in Virginia for an Individual Exhibit.

School Setting

Student Profile

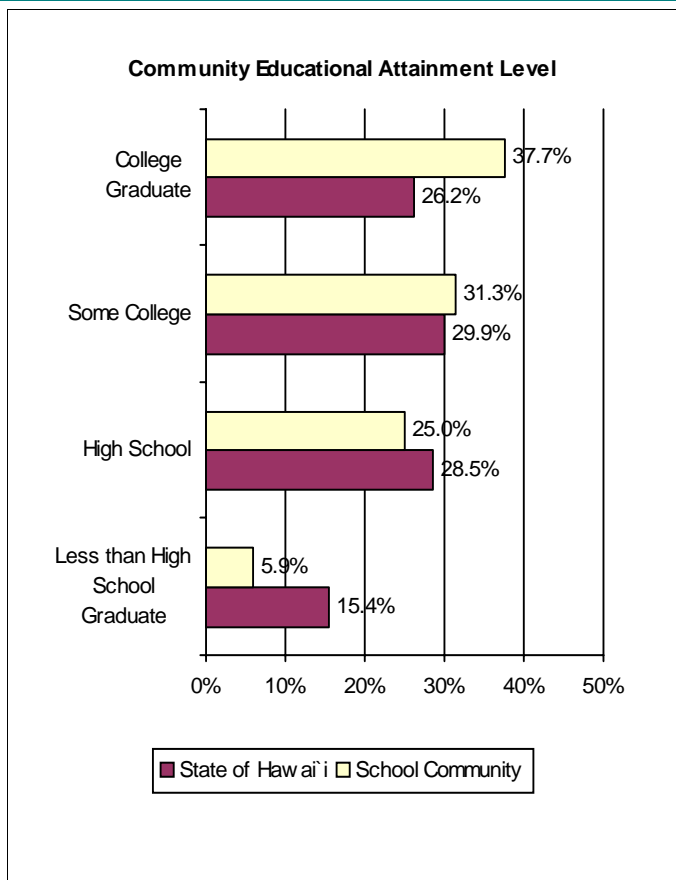
School year	2007-08	2008-09	2009-10
Fall enrollment	750	781	794
Number and percent of students enrolled for the entire school year	542 72.3%	550 70.4%	551 69.4%
Number and percent of students receiving free or reduced-cost lunch	271 36.1%	316 40.5%	294 37.0%
Number and percent of students in Special Education programs	70 9.3%	63 8.1%	59 7.4%
Number and percent of students with limited English proficiency	32 4.3%	36 4.6%	30 3.8%
Percent of Kindergartners who attended preschool	59%	52%	57%



n = 797

Community Profile Based on the 2000 U.S. Census

Kalaheo Complex	School Community	State of Hawai'i
Total population	37,450	1,211,537
Percentage of population aged 5-19	20.9%	20.6%
Median age of population	33.8	36.2
Number of families	8,769	287,068
Percentage of families with children under 18	50.4%	45.0%
Percentage of families with children headed by a single mother	13.2%	18.3%
Average family size	3.3	3.42
Median household income	\$61,261	\$49,820
Percent of households with Public Assistance income	4.4%	7.6%
Percent of families with children living in poverty	6.7%	11.2%



School Improvement

Summary of Progress

Information - academic improvements and accomplishments for 2009-10 school year.

Mokapu Elementary School continues to implement Standards Based Education and Instruction. A second year of Curriculum Mapping was supported by pacing guides and Grade Level Action Plans that focused on the needs of all students with a clear target on those students scoring well below. Walkthroughs were conducted weekly by the administration to observe instruction and offer support to teachers and students where needed.

While waiting for results from 3rd Quarter HSA testing, Mokapu saw progress in Reading for grade 4 (7%) and grade 6 (4%) formative assessments during 2nd Quarter. Grade 3 formative assessments showed an increase in Math by 7%. Mokapu anticipates meeting AYP again in 2009-10 school year.

Professional Development days were converted to instructional days lessening the impact of furlough days on student learning. Mokapu's 6th Grade had three representatives move to the Hawaii State Science Fair. Two students, a 5th Grader and a 6th Grader, from Mokapu attended the Hawaii State History Day. From there, Mokapu's 6th Grade student went to Virginia to compete in the National History Day competition. She came in 5th Place in the Nation in the Junior Division (grades 6, 7 & 8). Our Robotics Team continues to strive to earn a slot again at the Hawaii State Robotics competition. The Hawaii State Foundation on Culture and the Arts has awarded Mokapu School a competitive \$75,000 grant for Art in Public Places Program. A local artist will create an art piece for the school and conduct art classes during the project too. Our Peaceful Playgrounds continues to be a highlight of each student's day with a wide assortment of activities and fun items to amuse during supervised recess.

School Resources

Certified Staff

Teaching Staff

Total Full-Time Equivalent (FTE)		50.0
Regular Instruction, FTE	74.0%	37.0
Special Instruction, FTE	24.0%	12.0
Supplemental Instruction, FTE	2.0%	1.0
Teacher headcount		50
Teachers with 5 or more years at this school		22
Teachers' average years of experience		11.2
Teachers with advanced degrees		24

Professional Teacher Credentials

Fully licensed	98.0%	49
Provisional credential	2.0%	1
Emergency credential	0.0%	0

Students per Teaching Staff *

Regular Instruction	19.3
Special Instruction	4.9

* Regular instruction includes both regular and supplemental teaching staff and does not include mainstreamed special education students. Therefore, these figures do not indicate class size.

Administrative and Student Services Staff

Administration, FTE *	3.0
Librarians, FTE	1.0
Counselors, FTE	3.0
Number of principals at this school in the last five years	2

* Administration includes Principals, Vice-Principals, Student Activity Coordinators, Student Services Coordinators, Registrars, and Athletic Directors

Facilities

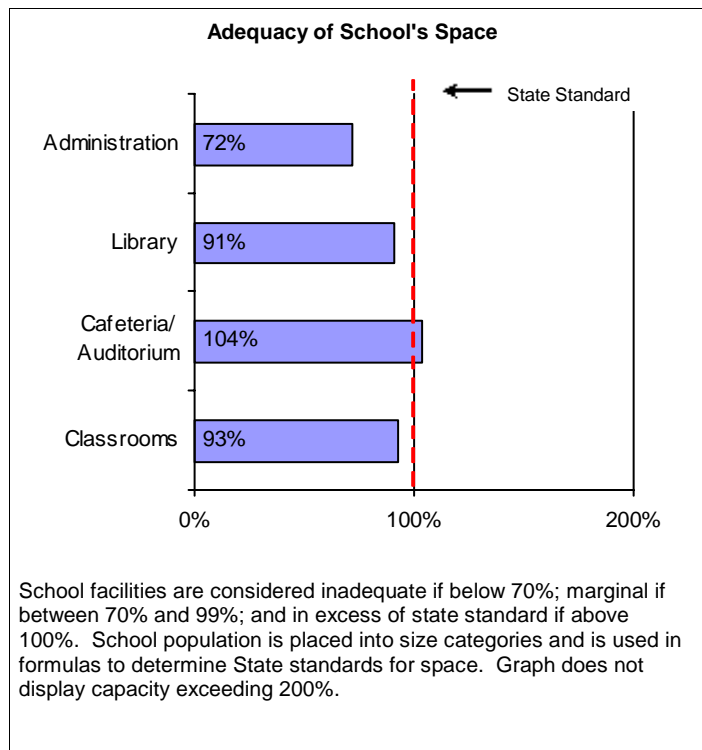
School Year Ending 2010

Classrooms available	46
Number of classrooms short (-) or over (+)	-5

	Score		
	1	2	3
Grounds			3
Building exterior			3
Building interior			3
Equipment/Furnishings		2	
Health/Safety			3
Sanitation			3
Total		17	

For each category:
1 = Unacceptable; 2 = Satisfactory; 3 = Very Good

For Total:
6-8 = Unacceptable; 9-15 = Satisfactory;
16-18 = Very Good



Vital Signs

School Quality Survey

The School Quality Survey (SQS), administered periodically by the System Evaluation and Reporting Section, is used for strategic planning and to comply with state accountability requirements.

Percent of Positive Responses

School Quality Survey *		Teachers		Parents		Students	
		School	State	School	State	School	State
Standards-Based Learning	2009	93.4%	91.2%	**	**	79.5%	76.4%
	2010	91.7%	92.0%	43.1%	76.2%	77.0%	76.3%
Quality Student Support	2009	81.0%	80.0%	**	**	73.4%	70.3%
	2010	72.7%	81.9%	55.7%	76.4%	69.1%	70.3%
Professionalism & System Capacity	2009	88.5%	84.8%	**	**	93.1%	87.5%
	2010	75.9%	85.9%	53.5%	79.2%	88.3%	87.8%
Coordinated Team Work	2009	67.7%	73.7%	**	**	79.8%	77.6%
	2010	64.8%	75.4%	41.2%	66.5%	75.5%	77.9%
Responsiveness of the System	2009	85.7%	83.3%	**	**	There are no student items for this dimension	
	2010	83.3%	85.0%	56.4%	70.8%		
Focused & Sustained Action	2009	85.4%	82.3%	**	**	88.1%	81.4%
	2010	75.5%	84.5%	39.8%	64.1%	79.6%	81.4%
Involvement	2009	84.7%	76.6%	**	**	75.2%	69.6%
	2010	87.5%	78.6%	65.2%	70.9%	71.0%	69.7%
Satisfaction	2009	78.9%	74.4%	**	**	74.9%	79.7%
	2010	76.2%	78.3%	41.8%	74.9%	71.2%	79.6%
Student Safety & Well Being	2009	84.2%	83.7%	**	**	72.0%	69.3%
	2010	75.5%	85.6%	56.3%	77.8%	66.6%	69.2%
Survey Return Rate ***	2009	100.0%	76.8%	**	**	88.8%	91.1%
	2010	63.6%	70.1%	24.1%	37.6%	91.1%	93.0%

* State Teacher and Parent positive response figures are one of 4 grade spans (Gr. K to 5/6, Gr. 6/7 to 8, Gr. 9 to 12, and Multi-level) that best correspond to this school's grade span. The Student positive response figures for the State and this school are those of the highest grade level surveyed at this school.

** The Parents survey for the school year 2008-09 was cancelled.

*** State Return Rate for Teachers, Parents, and Students are for one of 6 grade spans (i.e., Gr. K to 5/6, Gr. K to 7/8, Gr. K to 12, Gr. 6/7 to 8, Gr. 6 to 12, and Gr. 9 to 12) that correspond to this school's grade span.

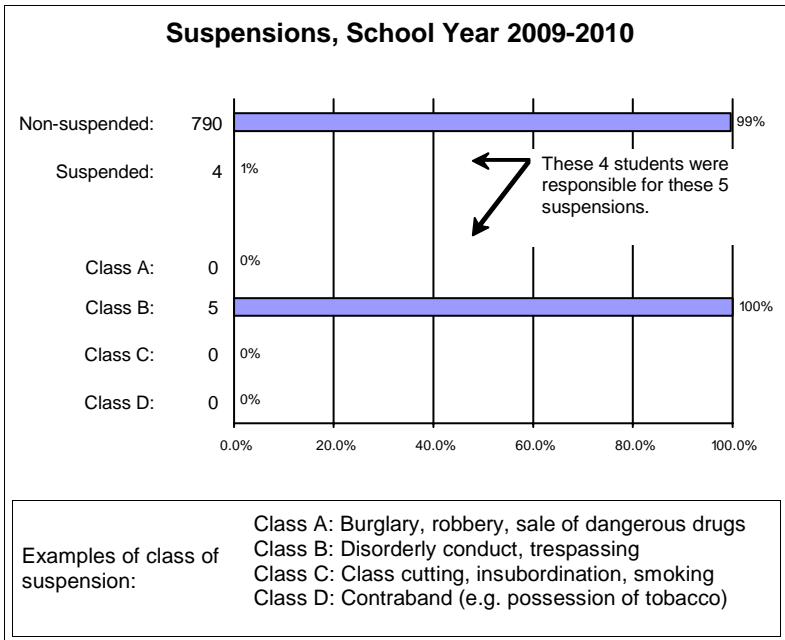
Vital Signs

Student Conduct

Attendance and Absences

School Year			State Standard
2007-08	2008-09	2009-10	
Average Daily Attendance: % (higher is better)			
96.2%	96.1%	95.8%	95.0%
Average Daily Absences: in days (lower is better)			
6.9	7.0	6.8	9

Suspensions, School Year 2009-2010



Examples of class of suspension:

- Class A: Burglary, robbery, sale of dangerous drugs
- Class B: Disorderly conduct, trespassing
- Class C: Class cutting, insubordination, smoking
- Class D: Contraband (e.g. possession of tobacco)

School Retention

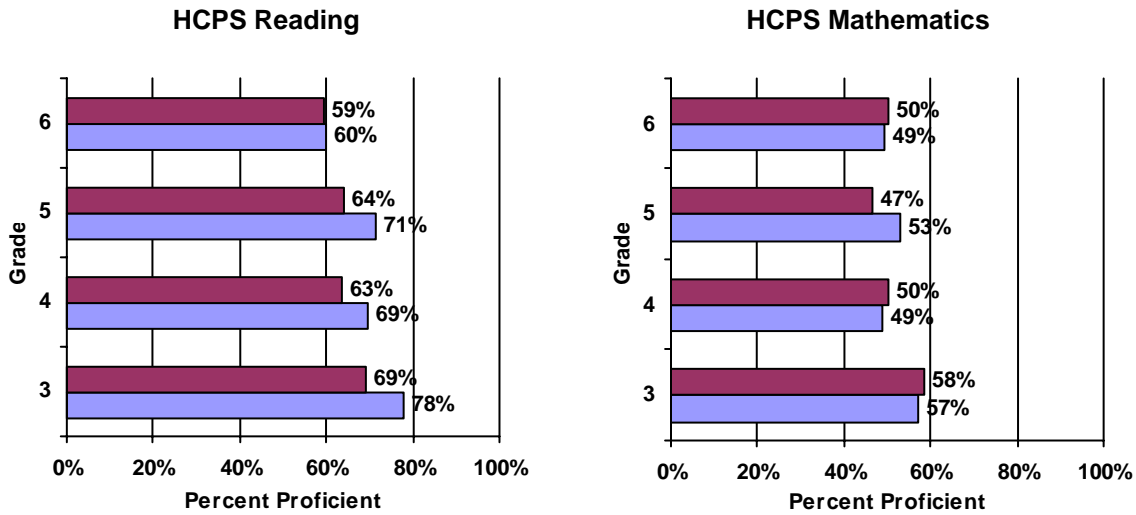
Retention for elementary schools include students in all grades except kindergarten who were retained (kept back a grade). Retention for middle/intermediate schools include only eighth graders who were not promoted to ninth grade. Starting in 2004, eighth grade retention calculations that conform to NCLB requirements are used.

	Retention		
	2008	2009	2010
Total number of students	589	636	619
Percent retained in grade	1%	0%	0%

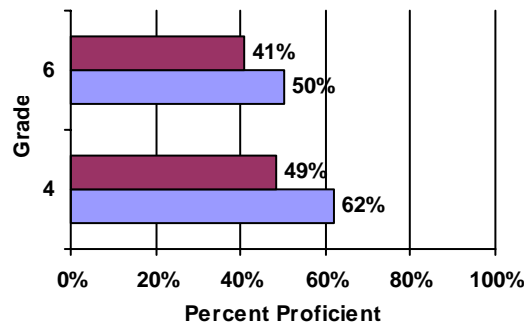
Note. " -- " means missing data.
 " * " means data not reported to maintain student confidentiality (see FERPA).

Vital Signs

Hawaii State Assessment Program



HCPS Science



The HCPS Science assessment is given in grades 4, 6 and 10.

■ School ■ State

A school's bar may not be shown to maintain student confidentiality (see FERPA).

TerraNova, 2nd Edition
Percent Average and Above

Grade	Reading National Norm is 77%		Mathematics National Norm is 77%	
	School	State	School	State
3	86%	76%	81%	78%
4	83%	77%	80%	77%
5	87%	76%	94%	80%
6	91%	79%	87%	75%

The TerraNova is a national norm-reference assessment with 9 stanine levels. Scores in stanines 1 to 3 represent "Below Average," and scores in stanines 4 to 9 represent "Average and Above."

Note. From 2006-2007, the Hawaii Content and Performance Standards (HCPS) III and TerraNova assessments were used.

" -- " means missing data.

" * " means data not reported to maintain student confidentiality (see FERPA).

Other School Information

Published on November 22, 2010.
System Evaluation and Reporting Section, Systems Accountability Office, Office of the Superintendent, Honolulu, HI: Hawaii State Department of Education.