



Maui High School

School Code: 418

Grades 9-12

School Status and Improvement Report School Year 2013-14



Contents

Focus on Standards p. 1

School Description p. 1

School Setting pp. 2-3

- Student Profile
- Community Profile

School Improvement p. 4

- Summary of Progress

School Resources p. 5

- Certified Staff
- Facilities

Vital Signs pp. 6-8

- School Quality Survey
- Student Conduct
- School Retention or Completion
- Hawaii State Assessment Program
- Other School Information

School Address:

Maui High School
660 South Lono Avenue
Kahului, Hawaii 96732

Focus On Standards

This School Status and Improvement Report has been prepared as part of the Department's education accountability system to provide regular, understandable accounts of our schools' performance and progress, as required by §302A-1004, Hawai'i Revised Statutes.

This report describes the school and its setting; provides information about the school's administrators, teachers, students and facilities; summarizes progress made based on the school's improvement plan; and reports student achievement results along with other vital signs.

School Description

Maui High School is located in Kahului, a suburban community of residences, small businesses, and light industry. In addition to Kahului, Maui High School serves southeastern districts on the island, including Kihei, Wailea, and Makena.

Our school has embraced the concept of Smaller Learning Communities as a model to address the varied needs of our diverse student body. Some of the strategies and structures implemented include wall-to-wall 9th/10th grade teams, open enrollment for Advanced Placement, thematic academies, and AVID. The school has also created a Newcomers Center to assist ELL students and families who need additional support from the school.

Maui High maintains a diverse curriculum focused on preparing students for success in college or chosen careers. In addition to the courses required for graduation, our school's course offerings includes a wide array of classes serving varied career, technical and artistic interests, as well as support programs to ensure student success and Advanced Placement courses in fifteen subjects.

Maui High is a Technology Learning center. Programs in our learning center include STEM Works and support for our Arts & Communications Academy (Graphics Technology, Digital Media, Photography, and Fashion Design). The school offers a host of other state and nationally recognized programs. The Maui High School marching band has been invited to participate in the Rose Parade.

School Setting

Student Profile

School year

2011-12 2012-13 2013-14

2011-12 2012-13 2013-14

Fall enrollment

1826	1870	1908
------	------	------

Number and percent of students in Special Education programs

193	185	182
10.6%	9.9%	9.5%

Number and percent of students enrolled for the entire school year

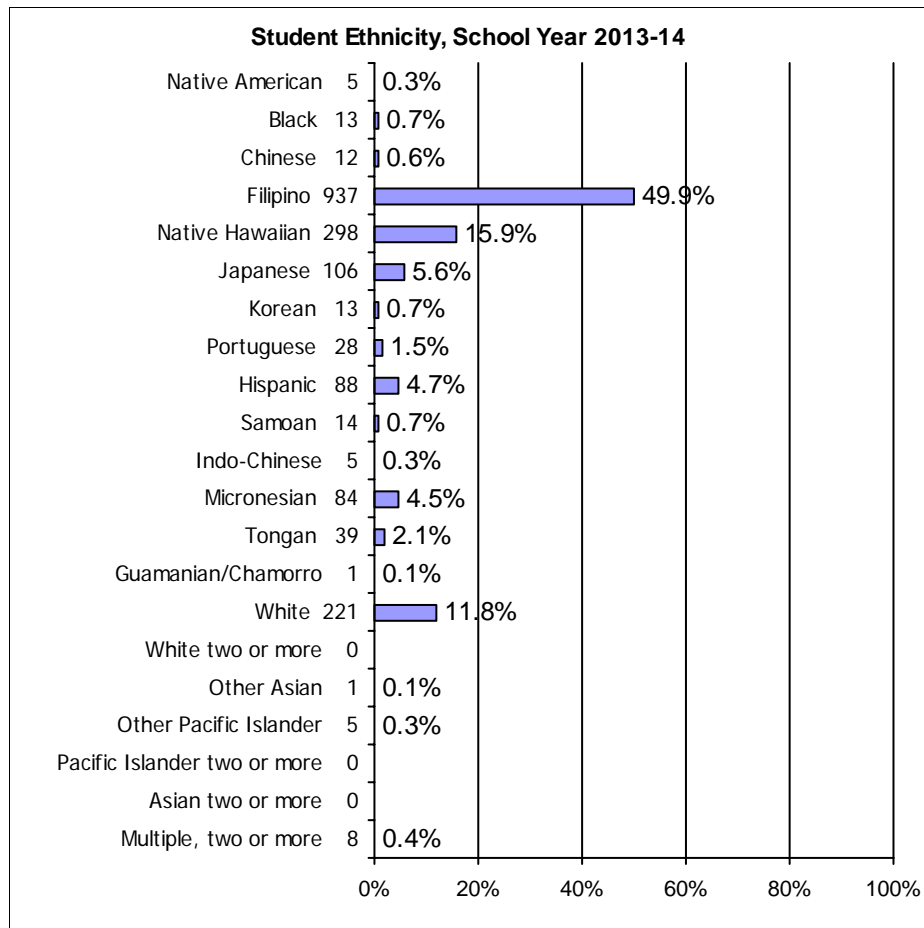
1717	1775	1800
94.0%	94.9%	94.3%

Number and percent of students with limited English proficiency

208	207	178
11.4%	11.1%	9.3%

Number and percent of students receiving free or reduced-cost lunch

751	803	804
41.1%	42.9%	42.1%



n = 1878

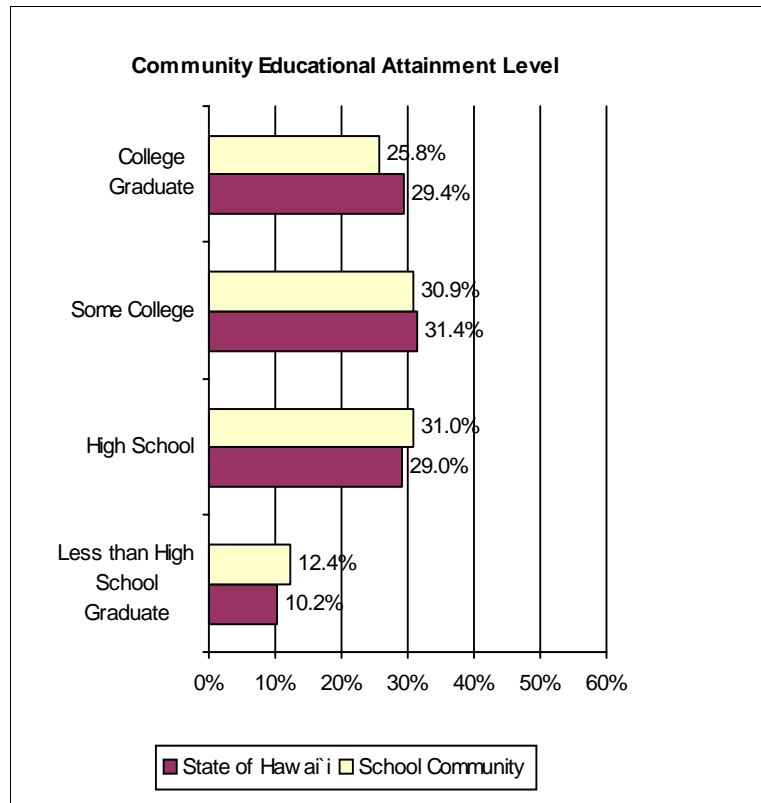
School Setting

Community Profile

The *Community Profile* information updated in this school report reflects selected 2010 demographics for the High School Complex (HSC) area in which this school resides. Profile data are based on the 2010 U.S. Census, the American Community Survey (ACS) 2006-2010 five-year estimates (centric to 2008), and the incorporation of Hawaii’s HSC boundary areas with updated 2010 Census geography. Figures for educational attainment and median household income are sample estimates obtained from the ACS, adapted to conform to HSC geography, and should be considered rough approximations of census counts.

Based on the 2010 U.S. Census

Maui HSC Complex	School Community	State of Hawai'i
Total population	51,920	1,360,301
Percentage of population aged 5-19	18.2%	18.4%
Median age of population	39.6	38.6
Number of family households	11,562	313,907
Median household income	\$75,378	\$66,420



School Improvement

Summary of Progress

Maui High School focused its efforts during the 2013-2014 to increase our capacity to efficiently and effectively ensuring that all students are college and career ready. To ensure that all students are offered the opportunity to be successful, we have implemented several key programmatic and structural supports. In following the Hawaii Department of Education's major goals, we have accomplished the following:

Goal 1: Assure all Students Graduate College and Career Ready

Maui High's school leadership conducted a thorough review of our school's progress based on available data. With the assistance of our partners at Edison Learning, we were able to implement several effective changes for the 2013-2014 school year.

- Revised structures for 9th grade teams to include a common planning period for teachers to discuss and plan for student needs as well as interdisciplinary lessons and units.
- Implemented a thematic Arts and Communications Academy (Acomm) for 9th grade linking the Arts and Communications core class to a 9th grade team. In addition to the Acomm Academy, we implemented a Business Academy for SY2013-2014.
- Implemented Maui High's Challenge Summer Institute (CSI@MHS), a summer bridge program designed to familiarize students with literacy and organizational strategies to assure a successful 9th grade year.
- Refined the Literacy and Numeracy teams to review student data, discuss need areas, and design schoolwide professional development so that all teachers are trained in the use of common literacy strategies across all content areas.
- Maintained the use of GradPoint and Achieve 3000 for remedial as well as enrichment activities for students.

Goal 2: Ensure and Sustain a Rich Environment and Culture for Life Long Learners

Because of our highly diverse student population, Maui High has focused our efforts in this area to ensure that we maintain a flexible system allowing for the needs of each student.

- Maintained support for ELL Newcomer's Center, which is staffed by a program coordinator and up to 10 part time teachers.
- Continued our Holomua Afterschool Tutorial Service, providing students at no charge tutoring as well as directed study hall sessions three times a week.
- Became a certified AVID school with AVID elective cohorts at each grade level.
- Continued support for inclusive classrooms for ELL and SPED students, as well as content to ensure student success.
- Provided common planning time for all teachers for weekly planning and professional development.

Goal 3: Continuously Improve the Effectiveness, Efficiency and Responsiveness of the System

- Maintained the use of Jupiter Grades, an online gradebook, that allows parents and students real time access to academic progress in current courses.
- Maintained the mauihigh.org school website to communicate information and important dates for parents, students, alumni, and our community.
- Built a partnership with The Education Trust to improve the way we provide school counseling.

School Resources

Certified Staff

Teaching Staff

Total Full-Time Equivalent (FTE)		114.0
Regular Instruction, FTE	79.8%	91.0
Special Instruction, FTE	19.3%	22.0
Supplemental Instruction, FTE	0.9%	1.0
Teacher headcount		114
Teachers with 5 or more years at this school		71
Teachers' average years of experience		12.1
Teachers with advanced degrees		46

Professional Teacher Credentials

Fully licensed	97.4%	111
Emergency hires	2.6%	3

Students per Teaching Staff *

Regular Instruction	19.0
Special Instruction	8.3

* Regular instruction includes both regular and supplemental teaching staff. Therefore, these figures do not indicate class size.

Administrative and Student Services Staff

Administration, FTE *	7.0
Librarians, FTE	1.0
Counselors, FTE	7.0
Number of principals at this school in the last five years	2

* Administration includes Principals, Vice-Principals, Student Activity Coordinators, Student Services Coordinators, Registrars, and Athletic Directors

Facilities

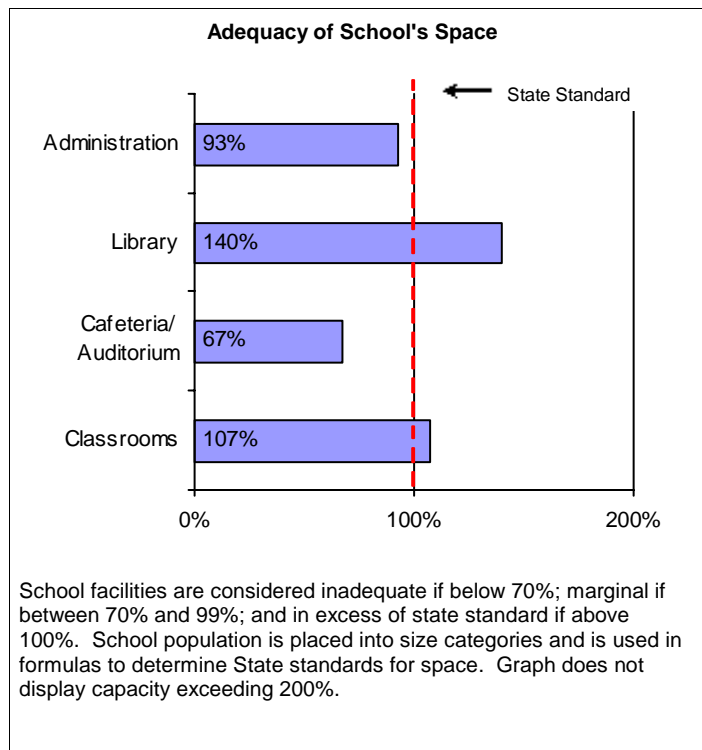
School Year Ending 2014

Classrooms available	101
Number of classrooms short (-) or over (+)	0

School facilities inspection results

From the 2011 school year, school facilities inspection data are no longer available at the state level. Department schools are still required to do an annual assessment of its facilities in the following areas: Grounds, Building exterior, Building interior, Equipment/Furnishings, Health/Safety and Sanitation. All department schools should have their annual inspections completed by the second quarter of the school year.

Historically, the majority of the department schools attained inspection assessment points in the following ranges: 9-15, earning a "Satisfactory" rating, and 16-18 points, earning the highest "Very Good" rating.



Vital Signs

School Quality Survey

The School Quality Survey (SQS), administered periodically by the Accountability Section, is used for strategic planning and to comply with state accountability requirements.

Percent of Positive Responses

School Quality Survey *		Teachers		Parents		Students	
		School	State	School	State	School	State
Standards-Based Learning	2013	96.6%	97.1%	87.0%	83.3%	93.4%	86.1%
	2014	92.5%	90.4%	49.0%	74.8%	83.6%	80.1%
Quality Student Support	2013	96.9%	90.9%	88.4%	82.5%	85.9%	78.0%
	2014	91.3%	81.9%	60.2%	75.8%	75.1%	72.4%
Professionalism & System Capacity	2013	96.2%	92.6%	There are no parent items for this dimension		97.2%	89.9%
	2014	86.4%	80.7%			89.3%	85.9%
Coordinated Team Work	2013	92.9%	84.1%	81.0%	75.4%	87.1%	72.7%
	2014	81.0%	71.5%	53.3%	68.2%	81.8%	69.4%
Responsiveness of the System	2013	96.1%	92.9%	91.6%	84.5%	93.3%	84.1%
	2014	89.5%	83.6%	72.0%	77.5%	82.8%	78.7%
Focused & Sustained Action	2013	96.0%	90.5%	84.1%	78.3%	96.8%	91.5%
	2014	88.0%	77.4%	53.5%	70.0%	89.0%	87.0%
Involvement	2013	95.1%	92.6%	87.6%	82.5%	89.3%	77.9%
	2014	86.3%	79.9%	76.3%	76.2%	79.6%	73.6%
Satisfaction	2013	97.4%	86.0%	93.8%	88.3%	91.1%	79.0%
	2014	87.5%	70.3%	64.4%	80.0%	81.1%	73.4%
Student Safety & Well Being	2013	96.1%	89.4%	87.0%	81.9%	83.5%	75.3%
	2014	90.9%	80.5%	58.4%	75.9%	72.2%	69.5%
Survey Return Rate **	2013	62.0%	73.6%	12.4%	16.5%	78.6%	75.5%
	2014	68.7%	83.3%	1.5%	8.8%	80.3%	68.9%

* State Teacher and Parent positive response figures are one of four grade spans (Gr. K to 5/6, Gr. 6/7 to 8, Gr. 9 to 12, and Multi-level) that best correspond to this school's grade span. The Student positive response figures for the State and this school are those of the highest grade level surveyed at this school.

** State Return Rate for Teachers, Parents, and Students are for one of six grade spans (Elementary, Elementary/Middle, Elementary/Middle/High, Middle, Middle/High, High) that corresponds to this school.

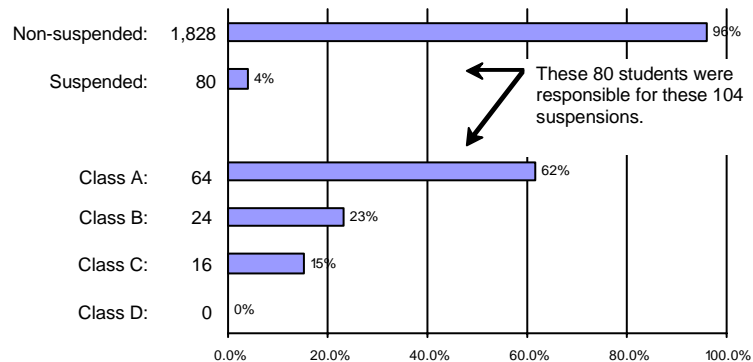
Vital Signs

Student Conduct

Attendance and Absences

School Year			State Standard
2011-12	2012-13	2013-14	
Average Daily Attendance: % (higher is better)			95.0%
92.5%	92.4%	92.7%	
Average Daily Absences: in days (lower is better)			9
13.5	13.7	13.1	

Suspensions, School Year 2013-2014



Examples of class of suspension:

- Class A: Burglary, robbery, sale of dangerous drugs
- Class B: Disorderly conduct, trespassing
- Class C: Class cutting, insubordination, smoking
- Class D: Contraband (e.g. possession of tobacco)

School Completion

School Dropouts

School Year	Number	Percent
2011-12	76	15.7%
2012-13	68	13.6%
2013-14	52	11.3%

The dropout figures are based on the cohort of first-time 9th graders who dropped out prior to graduating.

Graduates and Other Completers

	2011-12	2012-13	2013-14
Total number of Seniors	408	440	413
Percent of Diploma graduates	96.8%	96.1%	95.6%
Percent of Certificate of Course Completion	0.0%	0.0%	0.0%
Percent of Individually Prescribed Program	1.7%	2.3%	2.2%
Percent of school completers	98.5%	98.4%	97.8%
Total number of Freshmen	391	418	383
Percent graduated on time	80.6%	83.8%	83.3%

Freshmen who began high school in school year 2010-11 and graduated in 2013-14.

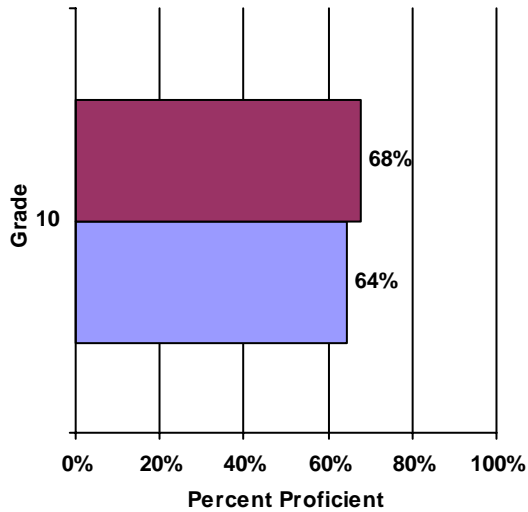
Note. "--" means missing data.

"*" means data not reported to maintain student confidentiality (see FERPA).

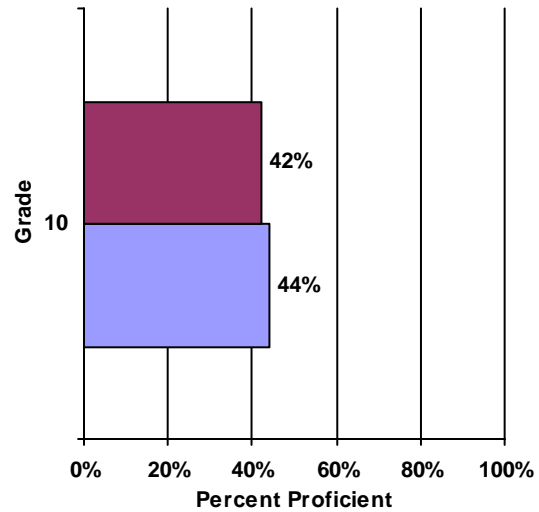
Vital Signs

Hawaii State Assessment Program

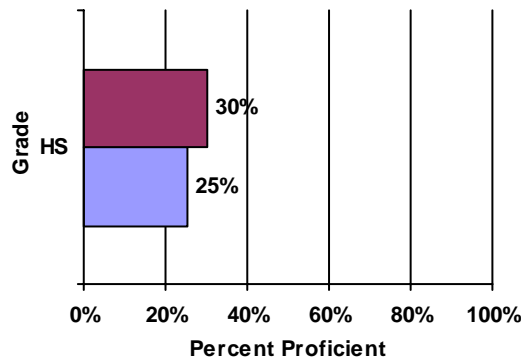
HCPS Reading



HCPS Mathematics



HCPS Science



The HCPS Science assessment is given in grades 4 and 8. High School (HS) HCPS Science assessment results are from an end-of-course exam given to high school students enrolled in Biology I.



A school's bar may not be shown to maintain student confidentiality (see FERPA).

Other School Information

Maui High School was accredited by the Western Association of Schools and Colleges for a period of three years with a mid-term review. This school's accreditation status expires in 2017.

Published on January 9, 2015.

Accountability Section, Assessment and Accountability Branch, Office of Strategy, Innovation and Performance, Honolulu, HI: Hawaii State Department of Education.