



Iliahi Elementary School

School Code: 210

Grades K-5

School Status and Improvement Report School Year 2014-15



Contents

Focus on Standards	p. 1
School Description	p. 1
School Setting	pp. 2-3
• Student Profile	
• Community Profile	
School Improvement	p. 4
• Summary of Progress	
School Resources	p. 5
• Certified Staff	
• Facilities	
Vital Signs	pp. 6-8
• School Quality Survey	
• Student Conduct	
• School Retention or Completion	
• Hawaii Statewide Assessment Program	
• Other School Information	

School Address:

Iliahi Elementary School
2035 California Avenue
Wahiawa, Hawaii 96786

Focus On Standards

This School Status and Improvement Report has been prepared as part of the Department's education accountability system to provide regular, understandable accounts of our schools' performance and progress, as required by §302A-1004, Hawai'i Revised Statutes.

This report describes the school and its setting; provides information about the school's administrators, teachers, students and facilities; summarizes progress made based on the school's improvement plan; and reports student achievement results along with other vital signs.

School Description

Iliahi ES is nestled in the rural community of Wahiawa Heights. Iliahi ES continues to provide a nurturing, rigorous learning environment where all students are able to learn, grow and succeed. Our students learn in a safe and nurturing learning environment. Our faculty and staff meet the needs of our diverse student population and are committed to continuous improvement.

Iliahi ES is one of seven elementary schools in the Leilehua Complex situated in the Central Oahu District, Northside Complex Area. Iliahi ES is a K-5 grade school with a population of approximately 430 students. We are on a single-track school schedule that began in July and ended in May with an intersession between each quarter of the school year.

Our overall School Quality Survey and Hawaii State Assessment results remain favorable. All of our students are taught by teachers who meet the "Highly Qualified Teacher" requirements. Our goal is to focus on improving student achievement and closing the achievement gaps with the implementation of our Professional Learning Community that utilizes the Data Teams Process to improve our instructional practices. Iliahi ES also has implemented an intervention for all students in the area of reading and math.

Iliahi `Ohana supports school-wide Positive Behavior Support expectations and Bully Prevention Weeks to ensure that our students make good choices by BEEing Responsible, Respectful and Safe. Our caring Parent Community Networking Center, Parent Teacher Association, and School Community Council actively support our numerous school programs. Our partnership with DOE Safety, Security and Emergency Preparedness Branch, Wahiawa Police Station and government officials support our school-wide safety efforts. U.S. Army 3rd Battalion, 7th Field Artillery "Never Broken" of Schofield Barracks enhances our school-wide wellness with weekly morning exercises and reading in the classrooms. Iliahi ES participates in **Fire Up Your Feet Hawaii** program and creating active lifestyles (students and staff working together) to inspire our students to be healthy and physically active.

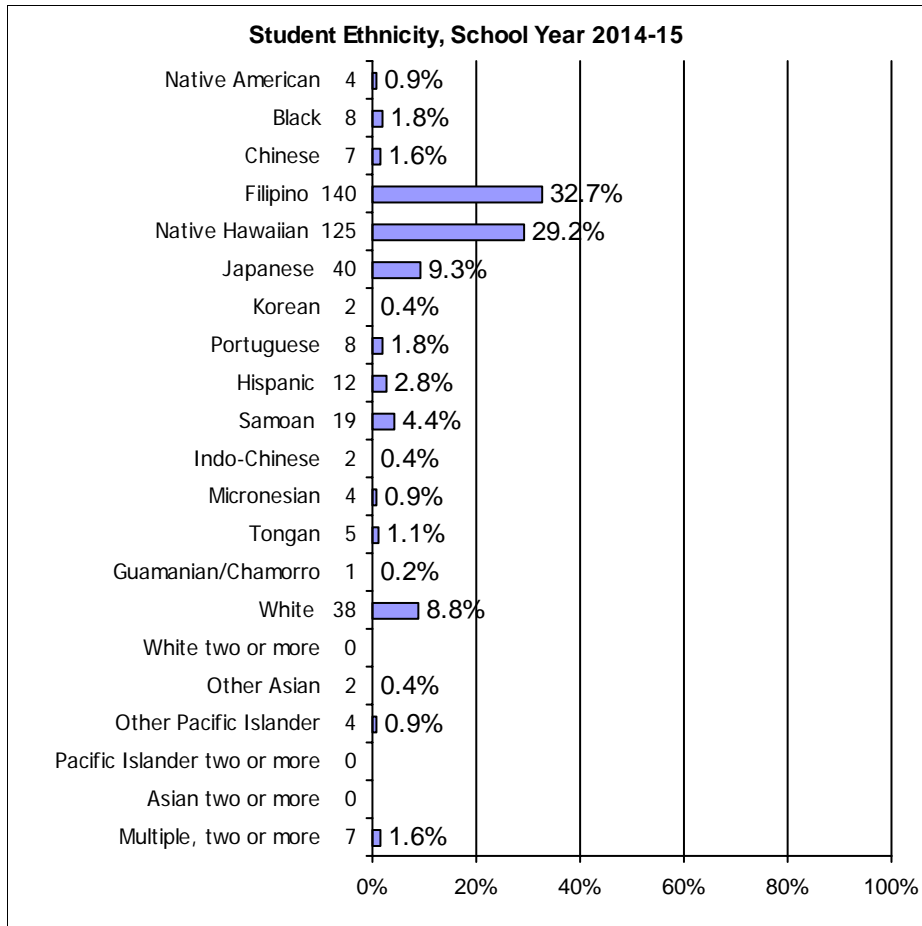
Iliahi ES began its new Robotics program that allows students to build the Remotely Operated Vehicle (ROV) in an in-school or out-of-school setting. The Na Kamali'i O 'Iliahi, Ukulele Club, and DC Hui Dance Club students perform annually in parades and community events. In addition, we educate the whole child with student council officers and representatives, Junior Police Officers (JPOs), track, volleyball, basketball, and a visual arts program. Iliahi Dragon Café is an educational business venture between Iliahi ES and Leilehua HS. Dragon Café partnership engages Iliahi Student Council and deserving seniors of Leilehua HS (Iliahi ES alumni) with scholarships used toward their post-high school educational pursuits.

School Setting

Student Profile

School year	2012-13	2013-14	2014-15		2012-13	2013-14	2014-15
Fall enrollment	437	454	428	Number and percent of students in Special Education programs	40	47	42
					9.1%	10.3%	9.8%
Number and percent of students enrolled for the entire school year	404	427	403	Number and percent of students with limited English proficiency	*	12	15
	92.4%	94.0%	94.1%		*	2.6%	3.5%
Number and percent of students receiving free or reduced-cost lunch	217	233	237	Percent of Kindergartners who attended preschool	45%	42%	--
	49.6%	51.3%	55.3%				

Note: "--" means missing data.
 "*" means data not reported to maintain student confidentiality (see FERPA).



n = 428

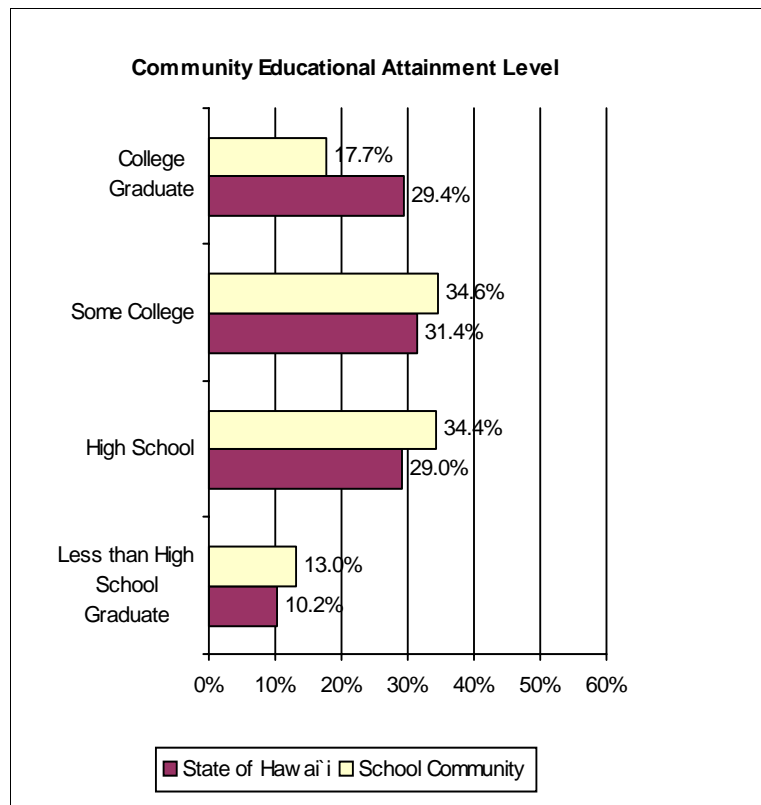
School Setting

Community Profile

The *Community Profile* information updated in this school report reflects selected 2010 demographics for the High School Complex (HSC) area in which this school resides. Profile data are based on the 2010 U.S. Census, the American Community Survey (ACS) 2006-2010 five-year estimates (centric to 2008), and the incorporation of Hawaii’s HSC boundary areas with updated 2010 Census geography. Figures for educational attainment and median household income are sample estimates obtained from the ACS, adapted to conform to HSC geography, and should be considered rough approximations of census counts.

Based on the 2010 U.S. Census

Leilehua HSC Complex	School Community	State of Hawai'i
Total population	44,040	1,360,301
Percentage of population aged 5-19	21.8%	18.4%
Median age of population	26.0	38.6
Number of family households	9,844	313,907
Median household income	\$50,592	\$66,420



School Improvement

Summary of Progress

With our commitment to continuous improvement, Iliahi sets the foundation for our students to be compassionate, life-long learners. At Iliahi ES, our goal is to improve student achievement and close the achievement gap for all students. Over the past 5 years, the economic downturn continued to steadily increase the number of students eligible for the free/reduced-cost lunch program, English Language Learners supports, and SpEd services.

Over the past 50 years, Iliahi ES continued to maintain a positive school culture that shapes and molds the whole child to be college and career ready. Our families provide strong support for our school events (Parent Orientation, Grade Level Parent Days, Family Reading Night) and extra-curricular activities comprised of Na Kamali`i O Iliahi (ukulele program), DC Hui (dance club), and athletics (volleyball, track and basketball). Movie Night is a school tradition sponsored by our PTA. PTA and SCC continually support our school programs. School Quality Survey (SQS) School Summary Table indicates majority of the percent (%) responses are positive.

Classroom observations and walkthroughs by administration, academic coaches, and Central District Complex Area Support Team (CAST) have provided meaningful feedback to improve student achievement in the areas of high levels of questioning, use of assessments, clear learning targets, and student engagement.

School-wide Positive Behavioral Support (PBS) expectations help our students demonstrate being responsible, respectful and safe. Dragon Dollars are given to students who make good, safe choices. Students redeem their Dragon Dollars at the Dragon Dollar Store. In conjunction with PBS, each semester, a Bully Prevention Week is scheduled to bring "Being a B.U.D.D.Y. Not a Bully" to the conscious level of our school community. Our school counselors present a character trait of the month as well as lessons that are based on Be a Friend, Understand Differences, Display the 3 BEEs, Dare to Care; and Yes, Iliahi is a Bully Free Zone!

Iliahi reorganized the Academic Review Team (ART) that does the planning, implementing, monitoring, and taking actions (next steps) for all school initiatives. Key leaders assume the responsibility of collecting and analyzing data and overseeing school systems in order to ensure that enabling activities and desired outcomes are carried out according to our academic plan.

Iliahi continues to utilize Professional Learning Communities and the Data Teams Process to plan, implement strategies, analyze student work, craft formative assessments and make data-driven decisions that define our formative instruction. Iliahi ES continues to receive Title I funding. Majority of this funding sustained our intervention for all. During our intervention block, Iliahi uses additional personnel to go into the classrooms to assist with differentiated instruction for reading and math. Iliahi also provides before-school and after-school tutorial services for students especially those furthest from proficiency.

This school year, Iliahi implemented Wonders as its new English Language Arts (ELA) curriculum. This year, teachers have been working very diligently reviewing, learning, and implementing the new curriculum. Next year, Iliahi will implement Stepping Stones for grades K-4 as its new Math curriculum. Grade 5 will continue to utilize Envision as its math curriculum and will implement Stepping Stones in SY 2016-2017. Grade levels crafted common curricular maps, common formative/summative assessments, and common rubrics for ELA and math.

Iliahi decided to utilize AIMSweb Math as the universal screener for grades K-2 and SOAR for grades 3-5. Dibels will continue to be our universal screener for reading. Our teachers collaborate with our STEM teachers to craft, revise, and implement our STEM lessons.

School Resources

Certified Staff

Teaching Staff

Total Full-Time Equivalent (FTE)		27.0
Regular Instruction, FTE	77.7%	21.0
Special Instruction, FTE	22.2%	6.0
Supplemental Instruction, FTE	0.0%	0.0
Teacher headcount		27
Teachers with 5 or more years at this school		24
Teachers' average years of experience		22.0
Teachers with advanced degrees		6

Professional Teacher Credentials

Fully licensed	100.0%	27
Emergency hires	0.0%	0

Students per Teaching Staff

Regular Instruction	18.3
Special Instruction	7.0

Administrative and Student Services Staff

Administration, FTE *	3.0
Librarians, FTE	1.0
Counselors, FTE	2.0
Number of principals at this school in the last five years	3

* Administration includes Principals, Vice-Principals, Student Activity Coordinators, Student Services Coordinators, Registrars, and Athletic Directors

Facilities

School Year Ending 2015

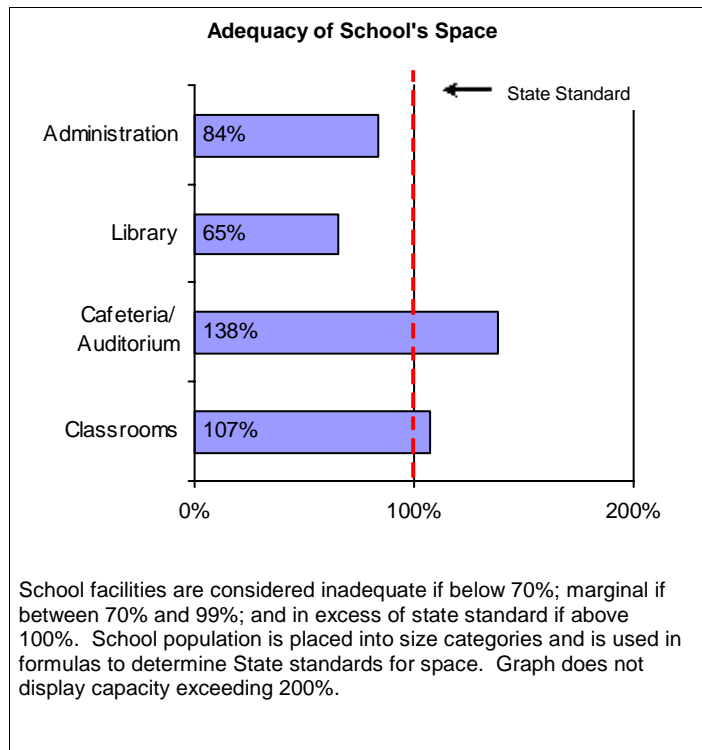
Classrooms available	29
Number of classrooms short (-) or over (+)	-1

School facilities inspection results

From the 2011 school year, school facilities inspection data are no longer available at the state level. Department schools are still required to do an annual assessment of its facilities in the following areas: Grounds, Building exterior, Building interior, Equipment/Furnishings, Health/Safety and Sanitation. All department schools should have their annual inspections completed by the second quarter of the school year.

Historically, the majority of the department schools attained inspection assessment points in the following ranges: 9-15, earning a "Satisfactory" rating, and 16-18 points, earning the highest "Very Good" rating.

Note. "--" means missing data.



Vital Signs

School Quality Survey

The School Quality Survey (SQS), administered periodically by the Accountability Section, is used for strategic planning and to comply with state accountability requirements.

Percent of Positive Responses

School Quality Survey *		Teachers		Parents		Students	
		School	State	School	State	School	State
Safety	2014	--	--	--	--	--	--
	2015	95.9%	82.6%	83.1%	86.6%	80.0%	77.1%
Well-Being	2014	--	--	--	--	--	--
	2015	84.0%	80.3%	89.4%	91.9%	80.9%	78.7%
Satisfaction	2014	--	--	--	--	--	--
	2015	60.9%	69.7%	85.5%	83.1%	92.2%	88.6%
Involvement/Engagement	2014	--	--	--	--	--	--
	2015	82.1%	77.3%	87.0%	86.8%	81.8%	80.7%

Survey Return Rate **		Teachers		Parents		Students	
		School	State	School	State	School	State
	2014	--	--	--	--	--	--
	2015	100.0%	87.4%	28.1%	34.6%	85.2%	84.9%

* The SQS is completed by students and parents of students in grades 4, 5, 7, 8, 9, and 11 and by all teachers of the school. State Teacher and Parent positive response figures are one of four grade spans (Gr. K to 5/6, Gr. 6/7 to 8, Gr. 9 to 12, and Multi-level) that best correspond to this school's grade span. The Student positive response figures for the State and this school are those of the highest grade level surveyed at this school.

** State Return Rate for Teachers, Parents, and Students are for one of six grade spans (Elementary, Elementary/Middle, Elementary/Middle/High, Middle, Middle/High, High) that corresponds to this school.

Note: In 2015, a revised School Quality Survey (SQS) was administered statewide to students, school staff, and parents. The dimensions, questions, and rating scale differ from the SQS administered in previous years; thus, the 2014 SQS percentages are intentionally left blank (--).

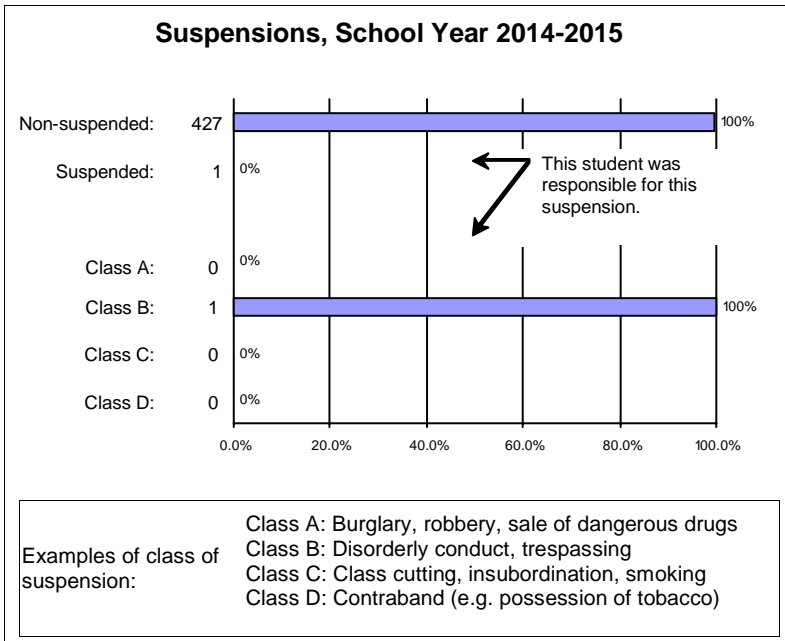
Vital Signs

Student Conduct

Attendance and Absences

School Year			State Standard
2012-13	2013-14	2014-15	
Average Daily Attendance: % (higher is better)			
94.8%	94.9%	95.5%	95.0%
Average Daily Absences: in days (lower is better)			
9.2	9.0	8.0	9

Suspensions, School Year 2014-2015



School Retention

Retention for elementary schools include students who were retained (kept back a grade) in all grades except kindergarten. Retention for middle/intermediate/K-8 schools include only eighth graders who were not promoted to ninth grade.

	Retention		
	2013	2014	2015
Total number of students	358	356	362
Percent retained in grade	1%	1%	1%

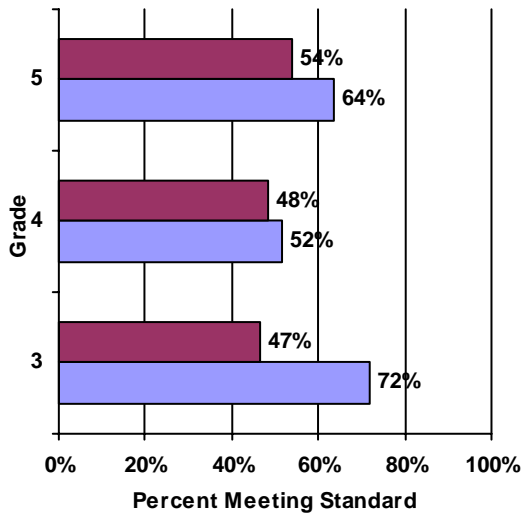
Note: "--" means missing data.

"*" means data not reported to maintain student confidentiality (see FERPA).

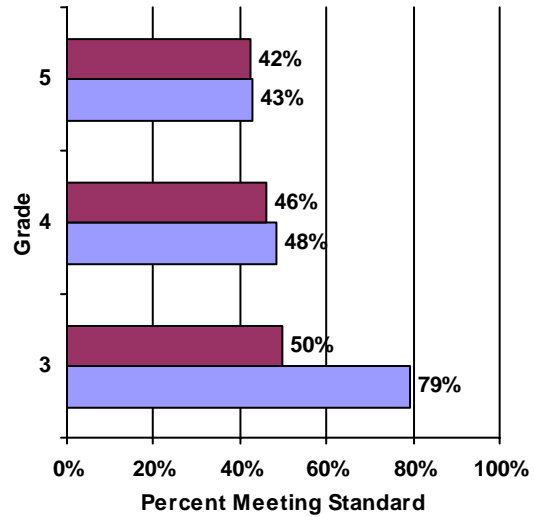
Vital Signs

Hawaii Statewide Assessment Program

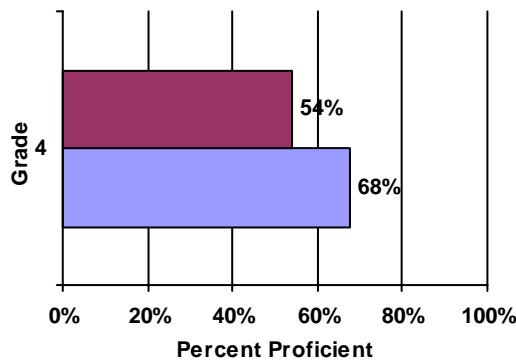
**Hawaii Common Core Standards
English Language Arts/Literacy**



**Hawaii Common Core Standards
Mathematics**



HCPS Science



The HCPS Science assessment is given in grades 4 and 8. High School (HS) HCPS Science assessment results are from an end-of-course exam given to high school students enrolled in Biology I.



A school's bar may not be shown to maintain student confidentiality (see FERPA).

Other School Information

Published on June 30, 2016.

Accountability Section, Assessment and Accountability Branch, Office of Strategy, Innovation and Performance, Honolulu, HI: Hawaii State Department of Education.