



Paauilo Elementary & Intermediate School

School Code: 382

Grades K-9

School Status and Improvement Report School Year 2014-15



Contents

Focus on Standards	p. 1
School Description	p. 1
School Setting	pp. 2-3
<ul style="list-style-type: none"> • Student Profile • Community Profile 	
School Improvement	p. 4
<ul style="list-style-type: none"> • Summary of Progress 	
School Resources	p. 5
<ul style="list-style-type: none"> • Certified Staff • Facilities 	
Vital Signs	pp. 6-8
<ul style="list-style-type: none"> • School Quality Survey • Student Conduct • School Retention or Completion • Hawaii Statewide Assessment Program • Other School Information 	

School Address:

Paauilo Elementary & Intermediate School
 43-1497 Hauola Rd
 Paauilo, Hawaii 96776

Focus On Standards

This School Status and Improvement Report has been prepared as part of the Department's education accountability system to provide regular, understandable accounts of our schools' performance and progress, as required by §302A-1004, Hawai'i Revised Statutes.

This report describes the school and its setting; provides information about the school's administrators, teachers, students and facilities; summarizes progress made based on the school's improvement plan; and reports student achievement results along with other vital signs.

School Description

Pa'auilo Elementary and Intermediate School (PEIS) is the only kindergarten through ninth grade public school in the state of Hawaii. It is situated in a rural setting on the *Hamakua* Coast of the Island of Hawai'i (Moku O Keawe) and has an enrollment of about 246 students. It is part of the Hawai'i State Department of Education and has received full accreditation from the Western Association of Schools and Colleges (WASC) through 2016.

PEIS is a Title I school and has always celebrated its diversity of student population and course offerings. In the 2014-15 school year, we were able to offer Economics, PE/Health, and Computers in addition to the standard array of subject offerings. The school implements Success For All, a researched-based reading reform model that supports the school academically and structurally in grades K-5.

We are transforming our school to address 21st century skills and the Common Core State Standards that include but are not limited to innovation, critical thinking, reading and writing, global citizenship, sustainability, and STEM curriculum. We seek to instill in our students the ability to discover, inspire, and be innovative to address the needs of our society. Students who attend Pa'auilo will be well prepared for the career and college of their choice upon graduation. Curricula is further enriched and differentiated by providing technology tools for our 21st century learners. Classrooms have access to computer carts and mobile devices in addition to interactive smart boards. Students are held to high expectations, challenging inquiry curricula, effective teaching practices and an array of comprehensive student support services.

At Pa'auilo, we are student-centered, focused on teaching and learning data-driven, research-based, action-oriented, and we advocate high standards of excellence. Additional learning takes place with numerous enrichment activities including fieldtrips, cultural performances, agriculture, sustainability efforts, and athletic programs. During the school year, a variety of activities including the Blue and White Fair, May Festival, track and field, and fine arts plays and performances are held on the school campus.

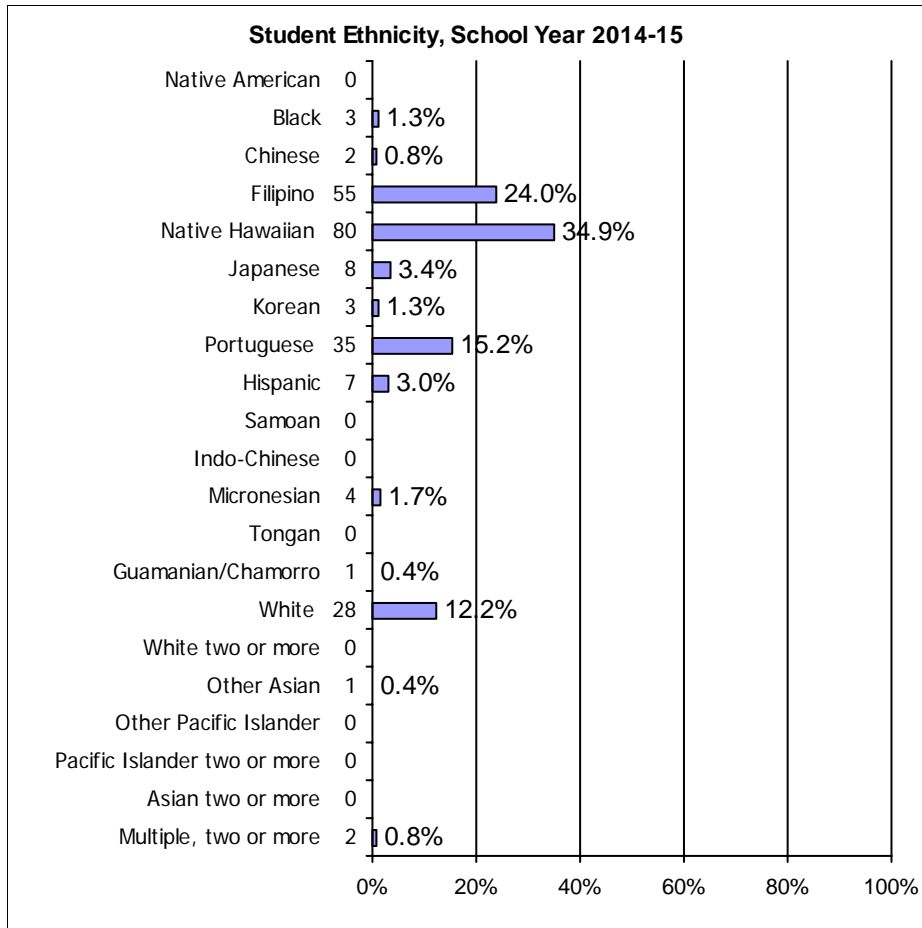
We strive to have each student reach his/her potential intellectually, physically, emotionally and socially. Developing empathetic and respectful students requires collaboration between school and families. Teachers and staff work as partners with parents to create a learning environment where students thrive. Decisions made at Pa'auilo are child-centered and data-driven based on what is best for all students. Resources are focused on learning to ensure that all students demonstrate readiness for college, career, and citizenship in our global society.

School Setting

Student Profile

School year	2012-13	2013-14	2014-15		2012-13	2013-14	2014-15
Fall enrollment	232	243	228	Number and percent of students in Special Education programs	20	15	18
					8.6%	6.1%	7.8%
Number and percent of students enrolled for the entire school year	220	237	211	Number and percent of students with limited English proficiency	11	14	11
	94.8%	97.5%	92.5%		4.7%	5.7%	4.8%
Number and percent of students receiving free or reduced-cost lunch	170	165	159	Percent of Kindergartners who attended preschool	67%	--	--
	73.2%	67.9%	69.7%				

Note: "--" means missing data.
 "*" means data not reported to maintain student confidentiality (see FERPA).



n = 229

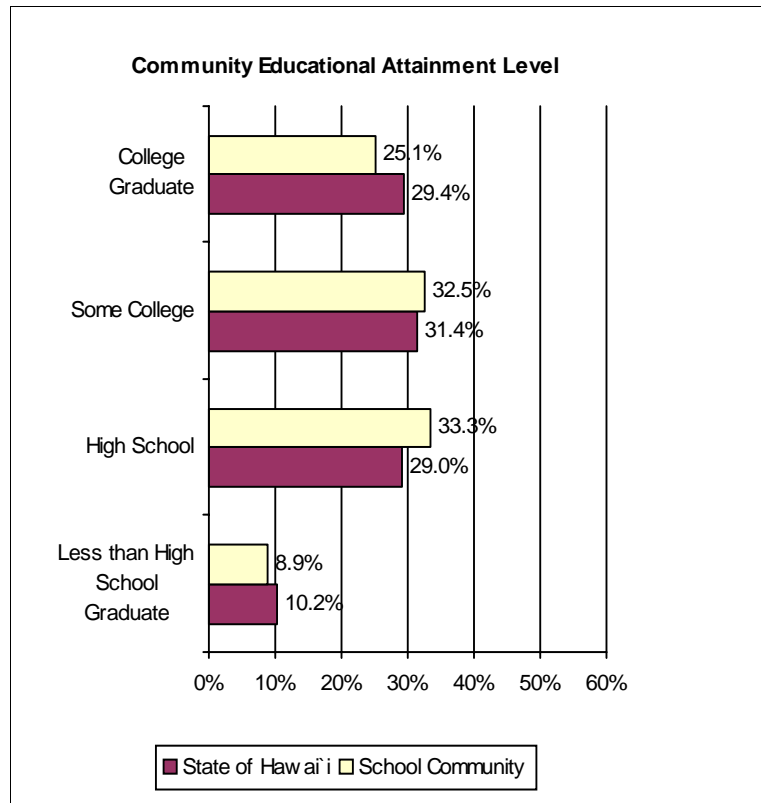
School Setting

Community Profile

The *Community Profile* information updated in this school report reflects selected 2010 demographics for the High School Complex (HSC) area in which this school resides. Profile data are based on the 2010 U.S. Census, the American Community Survey (ACS) 2006-2010 five-year estimates (centric to 2008), and the incorporation of Hawaii’s HSC boundary areas with updated 2010 Census geography. Figures for educational attainment and median household income are sample estimates obtained from the ACS, adapted to conform to HSC geography, and should be considered rough approximations of census counts.

Based on the 2010 U.S. Census

Honokaa HSC Complex	School Community	State of Hawai'i
Total population	17,179	1,360,301
Percentage of population aged 5-19	21.2%	18.4%
Median age of population	39.5	38.6
Number of family households	4,235	313,907
Median household income	\$68,100	\$66,420



School Improvement

Summary of Progress

Our focus this year has been on successfully moving all students to meet or exceed standards in both Reading and Math.

During the school year 2014-2015, Paauiilo Elementary and Intermediate School (PEIS) Instructional Leadership Team Initiative focused on organization and note-taking school-wide. The Success for All reading program, used at Paauiilo Elementary and Intermediate for over 12 years, regroups students quarterly for a daily 90-minute block of reading instruction. Students get re-assessed each quarter. Paauiilo will continue to use the Success for All in grades K - 3. Grade 4 will use a combination of Success for All and Wonders curriculum and grade 5 will be piloting the full Wonders curriculum. At the end of this school year, 78% of students in grades K-5 were on grade level for reading. This year, the middle school began the new Spring Board curriculum for English/Language Arts. PEIS also implemented Stepping Stones curriculum in the elementary and Go Math as the middle school curriculum. At the end of the year, 42% of students in grades 3-8 were proficient in math. Teachers are continuing to get trained in the new curricula to support our students' learning. PEIS will continue to focus on student achievement, character development and critical thinking as well as the Common Core State Standards (CCSS) and the General Learner Outcomes (GLOs). The school will also continue to work with our faculty and staff and community partners to focus on what is best for 21st century learners.

School Resources

Certified Staff

Teaching Staff

Total Full-Time Equivalent (FTE)		15.0
Regular Instruction, FTE	86.6%	13.0
Special Instruction, FTE	13.3%	2.0
Supplemental Instruction, FTE	0.0%	0.0
Teacher headcount		15
Teachers with 5 or more years at this school		2
Teachers' average years of experience		9.2
Teachers with advanced degrees		8

Professional Teacher Credentials

Fully licensed	100.0%	15
Emergency hires	0.0%	0

Students per Teaching Staff

Regular Instruction	16.1
Special Instruction	9.0

Administrative and Student Services Staff

Administration, FTE *	4.0
Librarians, FTE	0.0
Counselors, FTE	2.0
Number of principals at this school in the last five years	2

* Administration includes Principals, Vice-Principals, Student Activity Coordinators, Student Services Coordinators, Registrars, and Athletic Directors

Facilities

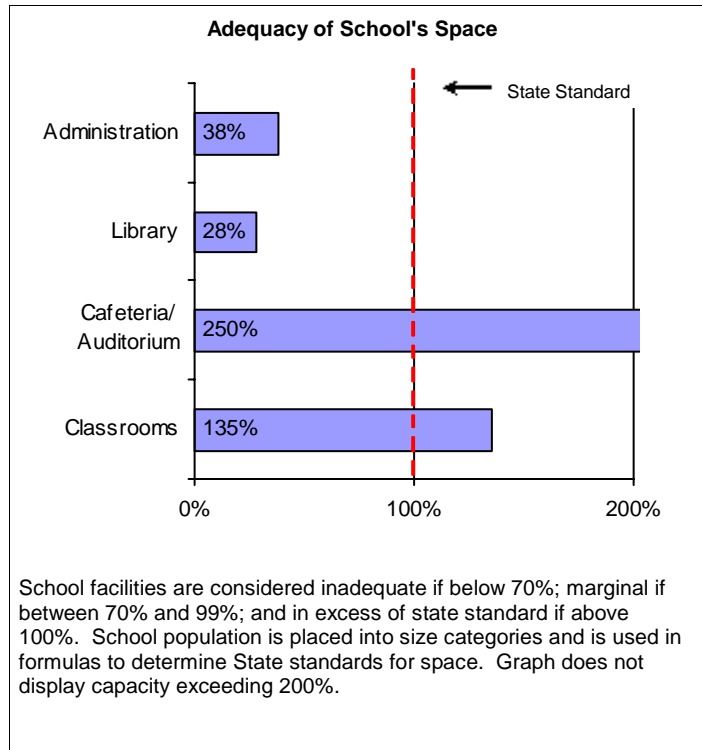
School Year Ending 2015

Classrooms available	17
Number of classrooms short (-) or over (+)	0

School facilities inspection results

From the 2011 school year, school facilities inspection data are no longer available at the state level. Department schools are still required to do an annual assessment of its facilities in the following areas: Grounds, Building exterior, Building interior, Equipment/Furnishings, Health/Safety and Sanitation. All department schools should have their annual inspections completed by the second quarter of the school year.

Historically, the majority of the department schools attained inspection assessment points in the following ranges: 9-15, earning a "Satisfactory" rating, and 16-18 points, earning the highest "Very Good" rating.



School facilities are considered inadequate if below 70%; marginal if between 70% and 99%; and in excess of state standard if above 100%. School population is placed into size categories and is used in formulas to determine State standards for space. Graph does not display capacity exceeding 200%.

Note. "--" means missing data.

Vital Signs

School Quality Survey

The School Quality Survey (SQS), administered periodically by the Accountability Section, is used for strategic planning and to comply with state accountability requirements.

Percent of Positive Responses

School Quality Survey *		Teachers		Parents		Students	
		School	State	School	State	School	State
Safety	2014	--	--	--	--	--	--
	2015	74.3%	67.4%	77.7%	71.8%	72.2%	71.1%
Well-Being	2014	--	--	--	--	--	--
	2015	65.3%	64.0%	82.3%	82.4%	63.8%	68.3%
Satisfaction	2014	--	--	--	--	--	--
	2015	61.5%	54.5%	68.4%	63.7%	66.2%	76.2%
Involvement/Engagement	2014	--	--	--	--	--	--
	2015	78.4%	61.3%	75.3%	71.3%	60.4%	59.3%

Survey Return Rate **		Teachers		Parents		Students	
		School	State	School	State	School	State
	2014	--	--	--	--	--	--
	2015	92.8%	88.7%	21.1%	18.4%	92.6%	87.2%

* The SQS is completed by students and parents of students in grades 4, 5, 7, 8, 9, and 11 and by all teachers of the school. State Teacher and Parent positive response figures are one of four grade spans (Gr. K to 5/6, Gr. 6/7 to 8, Gr. 9 to 12, and Multi-level) that best correspond to this school's grade span. The Student positive response figures for the State and this school are those of the highest grade level surveyed at this school.

** State Return Rate for Teachers, Parents, and Students are for one of six grade spans (Elementary, Elementary/Middle, Elementary/Middle/High, Middle, Middle/High, High) that corresponds to this school.

Note: In 2015, a revised School Quality Survey (SQS) was administered statewide to students, school staff, and parents. The dimensions, questions, and rating scale differ from the SQS administered in previous years; thus, the 2014 SQS percentages are intentionally left blank (--).

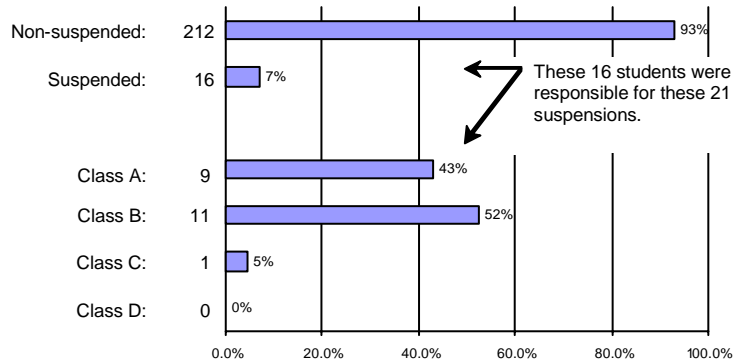
Vital Signs

Student Conduct

Attendance and Absences

School Year			State Standard
2012-13	2013-14	2014-15	
Average Daily Attendance: % (higher is better)			
94.9%	93.9%	93.8%	95.0%
Average Daily Absences: in days (lower is better)			
9.0	10.9	11.0	9

Suspensions, School Year 2014-2015



Examples of class of suspension:

- Class A: Burglary, robbery, sale of dangerous drugs
- Class B: Disorderly conduct, trespassing
- Class C: Class cutting, insubordination, smoking
- Class D: Contraband (e.g. possession of tobacco)

School Retention

Retention for elementary schools include students who were retained (kept back a grade) in all grades except kindergarten. Retention for middle/intermediate/K-8 schools include only eighth graders who were not promoted to ninth grade.

Retention

	2013	2014	2015
Total number of students	16	26	17
Percent retained in grade	0%	0%	0%

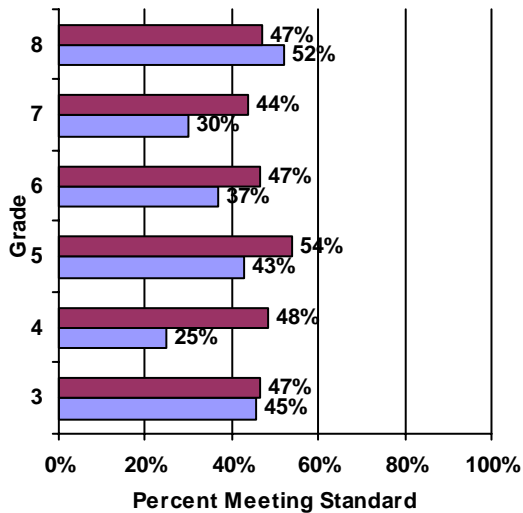
Note. "--" means missing data.

"*" means data not reported to maintain student confidentiality (see FERPA).

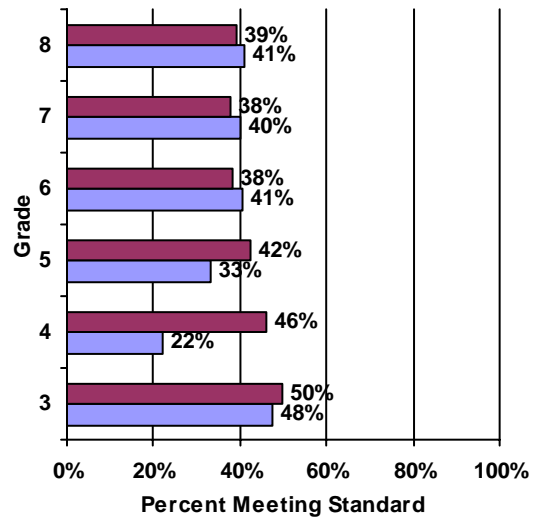
Vital Signs

Hawaii Statewide Assessment Program

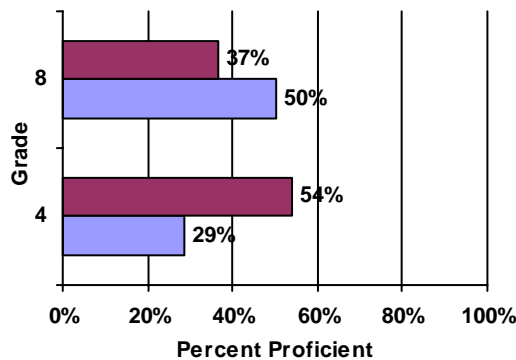
**Hawaii Common Core Standards
English Language Arts/Literacy**



**Hawaii Common Core Standards
Mathematics**



HCPS Science



The HCPS Science assessment is given in grades 4 and 8. High School (HS) HCPS Science assessment results are from an end-of-course exam given to high school students enrolled in Biology I.

School
 State

A school's bar may not be shown to maintain student confidentiality (see FERPA).

Other School Information

Paauilo Elementary & Intermediate School was accredited by the Western Association of Schools and Colleges for a period of six years with a mid-term review. This school's accreditation status expires in 2016.

Published on June 30, 2016.

Accountability Section, Assessment and Accountability Branch, Office of Strategy, Innovation and Performance, Honolulu, HI: Hawaii State Department of Education.