



Kaimuki High School

School Code: 115

Grades 9-12

School Status and Improvement Report School Year 2015-16



Contents

| | |
|---|---------|
| Focus on Standards | p. 1 |
| School Description | p. 1 |
| School Setting | pp. 2-3 |
| <ul style="list-style-type: none"> • Student Profile • Community Profile | |
| School Improvement | p. 4 |
| <ul style="list-style-type: none"> • Summary of Progress | |
| School Resources | p. 5 |
| <ul style="list-style-type: none"> • Certified Staff • Facilities | |
| Vital Signs | pp. 6-8 |
| <ul style="list-style-type: none"> • School Quality Survey • Student Conduct • School Retention or Completion • Hawaii Statewide Assessment Program • Other School Information | |

School Address:

Kaimuki High School
2705 Kaimuki Avenue
Honolulu, Hawaii 96816

Focus On Standards

This School Status and Improvement Report has been prepared as part of the Department's education accountability system to provide regular, understandable accounts of our schools' performance and progress, as required by §302A-1004, Hawai'i Revised Statutes.

This report describes the school and its setting; provides information about the school's administrators, teachers, students and facilities; summarizes progress made based on the school's improvement plan; and reports student achievement results along with other vital signs.

School Description

Kaimuki High School is a WASC-accredited comprehensive co-educational public high school for grades 9 through 12. The campus is located in an urban area in the eastern part of Honolulu. The school boundaries include the communities of Kaimuki, Kapahulu, Moiliili, McCully, Palolo Valley, St. Louis Heights, and Waikiki. The area is comprised of apartment buildings, high-rise condominiums, small businesses, older residential neighborhoods, and community parks.

Kaimuki High School is dedicated to preparing students for career, college, and life. With an average enrollment of 750 students, the school boasts a small, close-knit community dedicated to the success of all students. Kaimuki High School offers a variety of core and elective courses. The school also offers specialized programs for students with limited English, special education needs, and vocational needs. In addition, a wide range of co-curricular and extra-curricular activities are available to the diverse student population.

The school campus occupies 35 acres and includes eight major classroom buildings, an administration and library building, an auditorium, and a cafeteria. Separate structures on campus include facilities for industrial arts, music, JROTC, and physical education. Athletic facilities include a 50-meter Olympic-size swimming pool, a gymnasium, basketball courts, tennis courts, and softball, soccer, baseball, football and track fields. Kaimuki High School is one of two high school Performing Arts Centers on Oahu.

Through the Smaller Learning Communities structure, the faculty and staff work to create a student-centered learning environment that will prepare students with 21st Century skills for career, college, and life readiness.

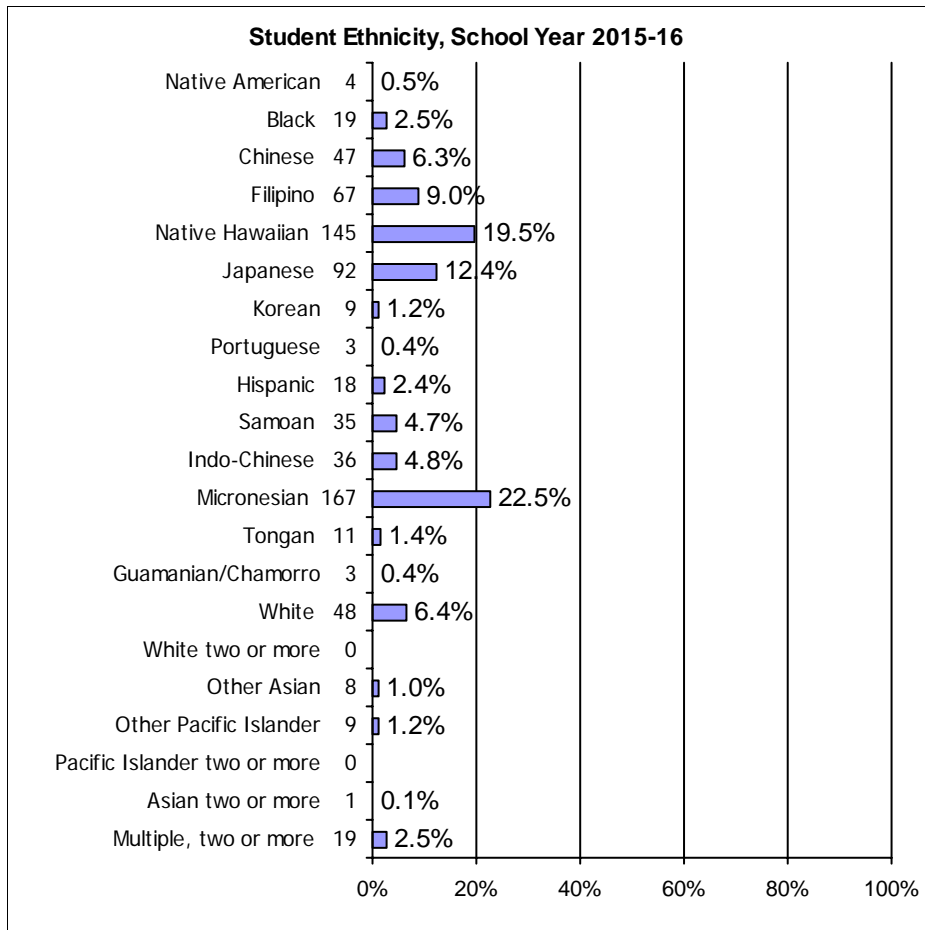
Kaimuki High School has an active School Community Council, Foundation, and Parent Teacher Association supporting the vision and mission of the school.

School Setting

Student Profile

| School year | 2013-14 | 2014-15 | 2015-16 | | 2013-14 | 2014-15 | 2015-16 |
|---|---------|---------|---------|---|---------|---------|---------|
| Fall enrollment | 813 | 760 | 741 | Number and percent of students in Special Education programs | 160 | 168 | 167 |
| | | | | | 19.6% | 22.1% | 22.5% |
| Number and percent of students enrolled for the entire school year | 690 | 683 | 653 | Number and percent of students with limited English proficiency | 100 | 102 | 92 |
| | 84.8% | 89.8% | 88.1% | | 12.3% | 13.4% | 12.4% |
| Number and percent of students receiving free or reduced-cost lunch | 470 | 470 | 439 | | | | |
| | 57.8% | 61.8% | 59.2% | | | | |

Note. -- means missing data.
 * means data not reported to maintain student confidentiality (see FERPA).
 ** means School is participating in the Community Eligibility Provision.



n = 741

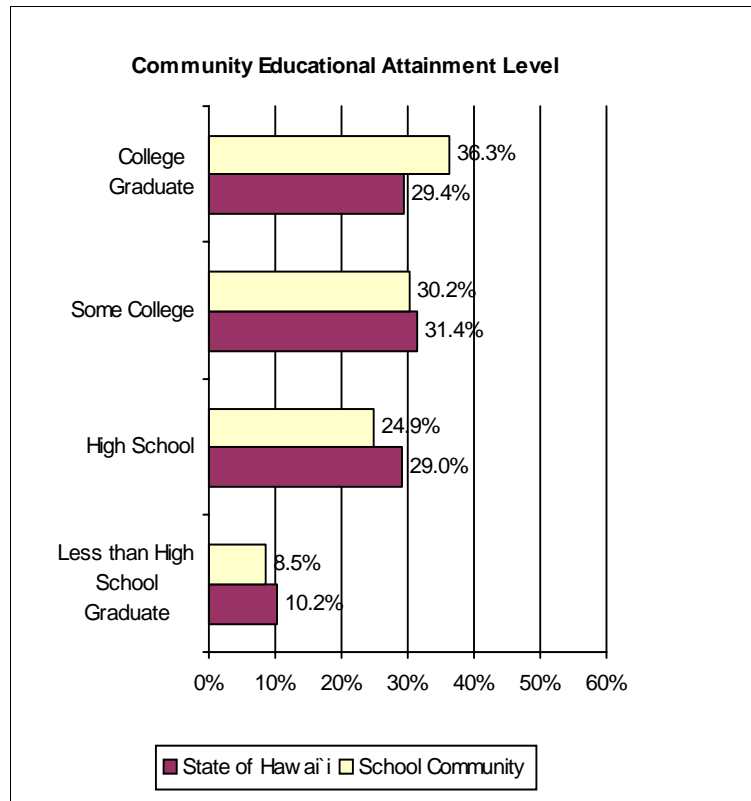
School Setting

Community Profile

The *Community Profile* information updated in this school report reflects selected 2010 demographics for the High School Complex (HSC) area in which this school resides. Profile data are based on the 2010 U.S. Census, the American Community Survey (ACS) 2006-2010 five-year estimates (centric to 2008), and the incorporation of Hawaii’s HSC boundary areas with updated 2010 Census geography. Figures for educational attainment and median household income are sample estimates obtained from the ACS, adapted to conform to HSC geography, and should be considered rough approximations of census counts.

Based on the 2010 U.S. Census

| Kaimuki HSC Complex | School Community | State of Hawai'i |
|------------------------------------|------------------|------------------|
| Total population | 84,204 | 1,360,301 |
| Percentage of population aged 5-19 | 12.7% | 18.4% |
| Median age of population | 40.8 | 38.6 |
| Number of family households | 17,984 | 313,907 |
| Median household income | \$55,311 | \$66,420 |



School Improvement

Summary of Progress

Kaimuki High School (KHS) strives to improve student outcomes and increase rigor by providing smaller learning communities emphasizing relationships, rapport, and relevance. The school continues to work on developing a humanistic, student-centered approach to teaching and learning.

During the 2015-2016 school year, KHS continued to work with Associates in Learning and Leadership (ALL) consultants to provide professional development and support for all faculty. Academy and department teams meet regularly and have established a formal process to analyze and use data to improve instruction. The departments have developed common formative assessments and the academies have worked on interdisciplinary units.

In addition to the Freshman Academy, which was established during the 2013-2014 school year, KHS increased the number of Smaller Learning Communities to include three Career Academies. Students in the 10th grade have the option to choose between the STEM (Science Technology Engineering Math), Hospitality, and the Entertainment Academy. Students in STEM work towards earning prerequisite courses required to enter the University of Hawaii's Engineering Program. The Hospitality Academy, with its two pathways, allows students to earn dual high school and college credits. The newest academy, Entertainment, is working closely with an advisory board composed of college and university representatives to establish internships.

Various community partnerships have provided students many opportunities for post-secondary preparation. The community partnerships have continued to grow as each Academy expands. The STEM Academy, with its focus on the Engineering Design Process, has worked in partnership with Chaminade University, University of Hawaii College of Engineering, Kapiolani Community College and the Office of Naval Research. In addition, the Hospitality Academy has worked in partnership with the Ho'okipa Workforce Academy, Kapiolani Community College, Zippy's, Team Clean, Hilton Double Tree, and other local businesses. The Entertainment Academy has worked in partnership with Honolulu Community College and University of Hawaii at Manoa.

KHS successfully expanded the Kaimuki to College (K2C) program and the Kaimuki Online Academy (KOA). Kaimuki to College allows students to take college-level courses for dual credit on the KHS campus. The K2C success rate continues to increase. Partnerships with GEAR UP Hawaii and KCC make these opportunities possible. KOA offers a new way of learning, giving students the opportunity to learn at their own pace and take classes which might not otherwise fit their schedule or be offered. Both programs offer students additional opportunities to excel.

In the 2015-2016 school year, Kaimuki High School also implemented a modular bell schedule to meet the needs of all students. Inclusion classes within Academies were also added to provide more opportunities for all students to learn and apply skills they will need to be successful in the future.

School Resources

Certified Staff

Teaching Staff

| | | |
|--|-------|------|
| Total Full-Time Equivalent (FTE) | | 48.0 |
| Regular Instruction, FTE | 60.4% | 29.0 |
| Special Instruction, FTE | 31.2% | 15.0 |
| Supplemental Instruction, FTE | 8.3% | 4.0 |
| Teacher headcount | | 48 |
| Teachers with 5 or more years at this school | | 32 |
| Teachers' average years of experience | | 13.7 |
| Teachers with advanced degrees | | 19 |

Professional Teacher Credentials

| | | |
|-----------------|-------|----|
| Fully licensed | 89.5% | 43 |
| Emergency hires | 10.4% | 5 |

Students per Teaching Staff *

| | |
|---------------------|------|
| Regular Instruction | 19.7 |
| Special Instruction | 11.1 |

* These figures do not indicate class size.

Administrative and Student Services Staff

| | |
|--|------|
| Administration, FTE * | 12.0 |
| Librarians, FTE | 1.0 |
| Counselors, FTE | 5.0 |
| Number of principals at this school in the last five years | 1 |

* Administration includes Principals, Vice-Principals, Student Activity Coordinators, Student Services Coordinators, Registrars, and Athletic Directors

Facilities

School Year Ending 2016

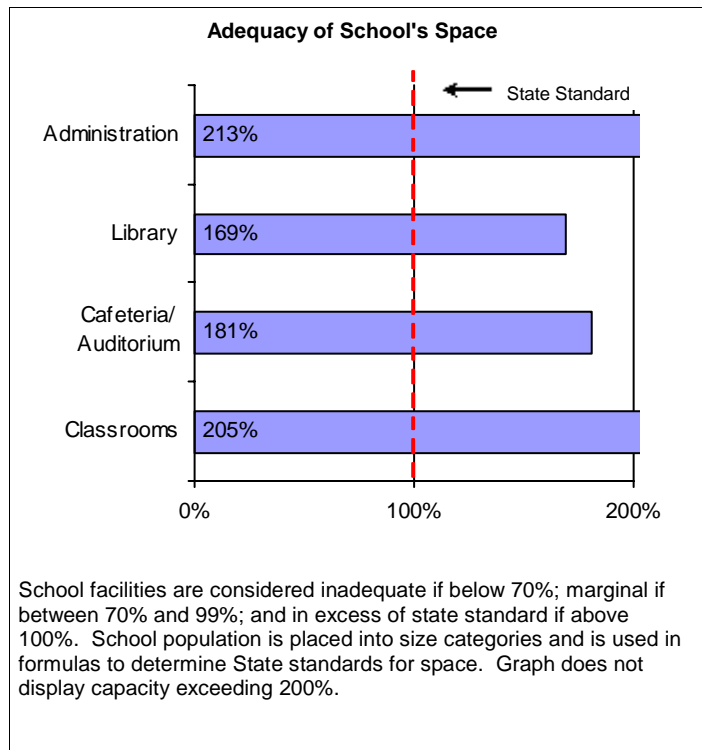
| | |
|--|----|
| Classrooms available | 82 |
| Number of classrooms short (-) or over (+) | 6 |

School facilities inspection results

From the 2011 school year, school facilities inspection data are no longer available at the state level. Department schools are still required to do an annual assessment of its facilities in the following areas: Grounds, Building exterior, Building interior, Equipment/Furnishings, Health/Safety and Sanitation. All department schools should have their annual inspections completed by the second quarter of the school year.

Historically, the majority of the department schools attained inspection assessment points in the following ranges: 9-15, earning a "Satisfactory" rating, and 16-18 points, earning the highest "Very Good" rating.

Note. -- means missing data.



Vital Signs

School Quality Survey

The School Quality Survey (SQS), administered by the Accountability Section, is used for strategic planning and to comply with state accountability requirements.

Percent of Positive Responses

| School Quality Survey * | | Teachers | | Parents | | Students | |
|-------------------------|------|----------|-------|---------|-------|----------|-------|
| | | School | State | School | State | School | State |
| Safety | 2015 | 76.8% | 76.0% | 80.1% | 74.3% | 69.9% | 69.4% |
| | 2016 | 52.2% | 74.1% | 67.8% | 73.6% | 69.1% | 70.5% |
| Well-Being | 2015 | 75.0% | 75.0% | 74.5% | 81.6% | 64.6% | 64.4% |
| | 2016 | 44.0% | 72.9% | 75.6% | 82.2% | 70.4% | 65.5% |
| Satisfaction | 2015 | 67.1% | 60.2% | 78.9% | 71.5% | 69.6% | 69.7% |
| | 2016 | 30.6% | 59.4% | 59.3% | 71.0% | 69.7% | 70.6% |
| Involvement/Engagement | 2015 | 73.4% | 70.4% | 71.0% | 69.3% | 57.6% | 58.2% |
| | 2016 | 36.0% | 70.3% | 66.6% | 67.5% | 65.3% | 58.7% |

| Survey Return Rate ** | | Teachers | | Parents | | Students | |
|-----------------------|------|----------|-------|---------|-------|----------|-------|
| | | School | State | School | State | School | State |
| | 2015 | 79.2% | 83.4% | 17.9% | 15.7% | 70.8% | 70.8% |
| | 2016 | 31.2% | 66.7% | 8.8% | 15.8% | 24.9% | 68.0% |

* The SQS is completed by students and parents of students in grades 4, 5, 7, 8, 9, and 11 and by all teachers of the school. State Teacher and Parent positive response figures are one of four grade spans (Gr. K to 5/6, Gr. 6/7 to 8, Gr. 9 to 12, and Multi-level) that best correspond to this school's grade span. The Student positive response figures for the State and this school are those of the highest grade level surveyed at this school.

** State Return Rate for Teachers, Parents, and Students are for one of six grade spans (Elementary, Elementary/Middle, Elementary/Middle/High, Middle, Middle/High, High) that corresponds to this school.

Note: In 2015, a revised School Quality Survey (SQS) was administered statewide to students, school staff, and parents. The dimensions, questions, and rating scale differ from the SQS administered in previous years.

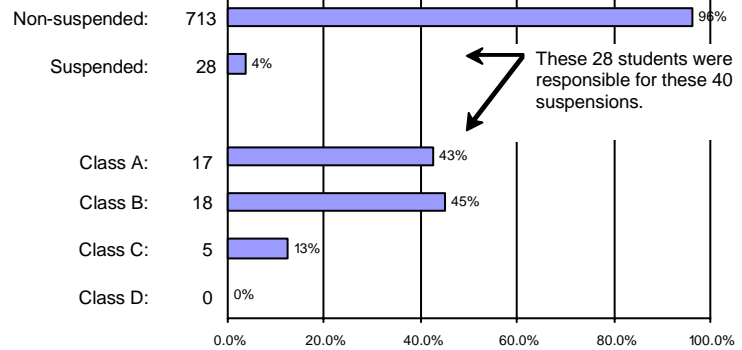
Vital Signs

Student Conduct

Attendance and Absences

| School Year | | | State Standard |
|---|---------|---------|-----------------------|
| 2013-14 | 2014-15 | 2015-16 | |
| Average Daily Attendance: % (higher is better) | | | |
| 86.7% | 86.5% | 94.2% | 95.0% |
| Average Daily Absences: in days (lower is better) | | | |
| 23.9 | 24.0 | 10.2 | 9 |

Suspensions, School Year 2015-2016



Examples of class of suspension:

- Class A: Burglary, robbery, sale of dangerous drugs
- Class B: Disorderly conduct, trespassing
- Class C: Class cutting, insubordination, smoking
- Class D: Contraband (e.g. possession of tobacco)

School Completion

School Dropouts

| School Year | Number | Percent |
|-------------|--------|---------|
| 2013-14 | 66 | 26.8% |
| 2014-15 | 63 | 28.5% |
| 2015-16 | 49 | 24.8% |

The dropout figures are based on the cohort of first-time 9th graders who dropped out prior to graduating.

Graduates and Other Completers

| | 2013-14 | 2014-15 | 2015-16 |
|--|---------|---------|---------|
| Total number of Seniors | 183 | 166 | 154 |
| Percent of Diploma graduates | 95.0% | 81.9% | 84.4% |
| Percent of Individually Prescribed Program | 0.0% | 1.2% | 4.5% |
| Percent of school completers | 95.0% | 83.1% | 88.9% |

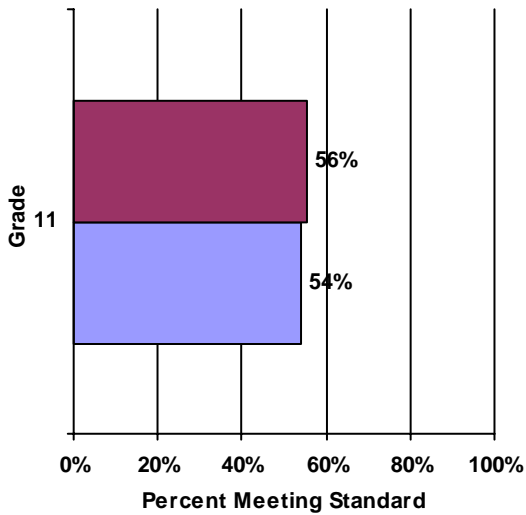
| | | | |
|---|-------|-------|-------|
| Total number of Freshmen | 167 | 138 | 127 |
| Percent graduated on time | 67.8% | 62.4% | 64.4% |
| Freshmen who began high school in school year 2012-13 and graduated in 2015-16. | | | |

Note. -- means missing data.
* means data not reported to maintain student confidentiality (see FERPA).

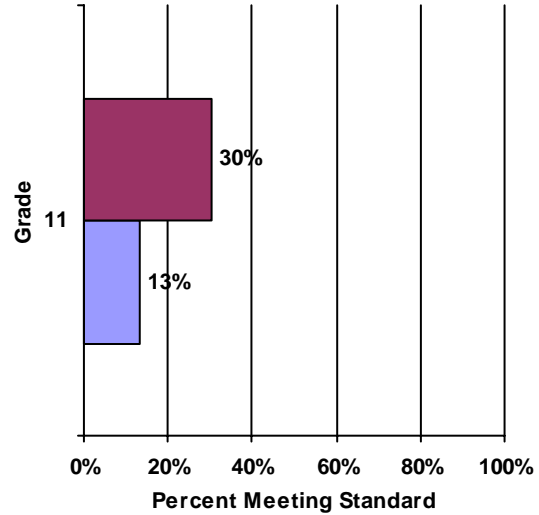
Vital Signs

Hawaii Statewide Assessment Program

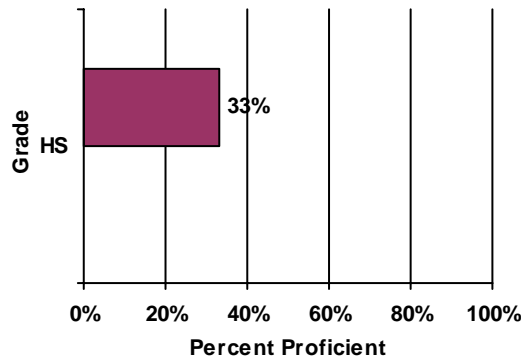
Language Arts/Literacy



Mathematics



HCPS Science



The HCPS Science assessment is given in grades 4 and 8. High School (HS) HCPS Science assessment results are from an end-of-course exam given to high school students enrolled in Biology I.

School
 State

A school's bar may not be shown to maintain student confidentiality (see FERPA).

Other School Information

Kaimuki High School was accredited by the Western Association of Schools and Colleges for a period of six years with a two-day mid-cycle visit. This school's accreditation status expires in 2020.

Published on November 2, 2016.

Accountability Section, Assessment and Accountability Branch, Office of Strategy, Innovation and Performance, Honolulu, HI:
Hawaii State Department of Education.