



Haaheo Elementary School

School Code: 352

Grades K-6

School Status and Improvement Report School Year 2016-17



Contents

Focus on Standards	p. 1
School Description	p. 1
School Setting	pp. 2-3
• Student Profile	
• Community Profile	
School Improvement	p. 4
• Summary of Progress	
School Resources	p. 5
• Certified Staff	
• Facilities	
Vital Signs	pp. 6-8
• School Quality Survey	
• Student Conduct	
• School Retention or Completion	
• Hawaii Statewide Assessment Program	
• Other School Information	

School Address:

Haaheo Elementary School
121 Haaheo Road
Hilo, Hawaii 96720

Focus On Standards

This School Status and Improvement Report has been prepared as part of the Department's education accountability system to provide regular, understandable accounts of our schools' performance and progress, as required by §302A-1004, Hawai'i Revised Statutes.

This report describes the school and its setting; provides information about the school's administrators, teachers, students and facilities; summarizes progress made based on the school's improvement plan; and reports student achievement results along with other vital signs.

School Description

In the late 1700's King Kamehameha instructed his people near Hilo to plant kalo to feed his warriors upon their arrival to the area. The residents came together and planted a large field of kalo in one day. Kamehameha named the area Ha'aheo, meaning proud, to honor their work. From the land growing kalo, then later sugar cane and various agriculture, and now it is a residential area that continues to support a proud and hardworking community.

Ha'aheo Elementary is located on the former kalo field overlooking Hilo Bay for the past 129 years. Founded in 1888 to educate the children of the sugar plantation workers, Ha'aheo serves students from kindergarten through the 6th grade. Our school mission is to provide a safe and nurturing learning environment where high quality, relevant and engaging instruction will prepare students for opportunities in the future. In the school year 2015-2016, Ha'aheo underwent a self-study and were visited by the Accrediting Commission for Schools - Western Association of Schools and Colleges and became accredited for 6 years until the year 2022 with a one-day mid-cycle visit.

Ha'aheo firmly believes that developing students' work habits and attitudes through a rigorous, integrated, and engaging curriculum will help students both academically and socially. Formative classroom instruction, reflective goal setting, and understanding the standards will increase students achieving proficiency of the standards. Data teams meet regularly to reflect on student achievement and make decisions that drive how we instruct our students. Combined with daily instructional adjustments of formative instruction and response to intervention (RTI), it is our hope that we will be responsive and timely in meeting the needs of our students.

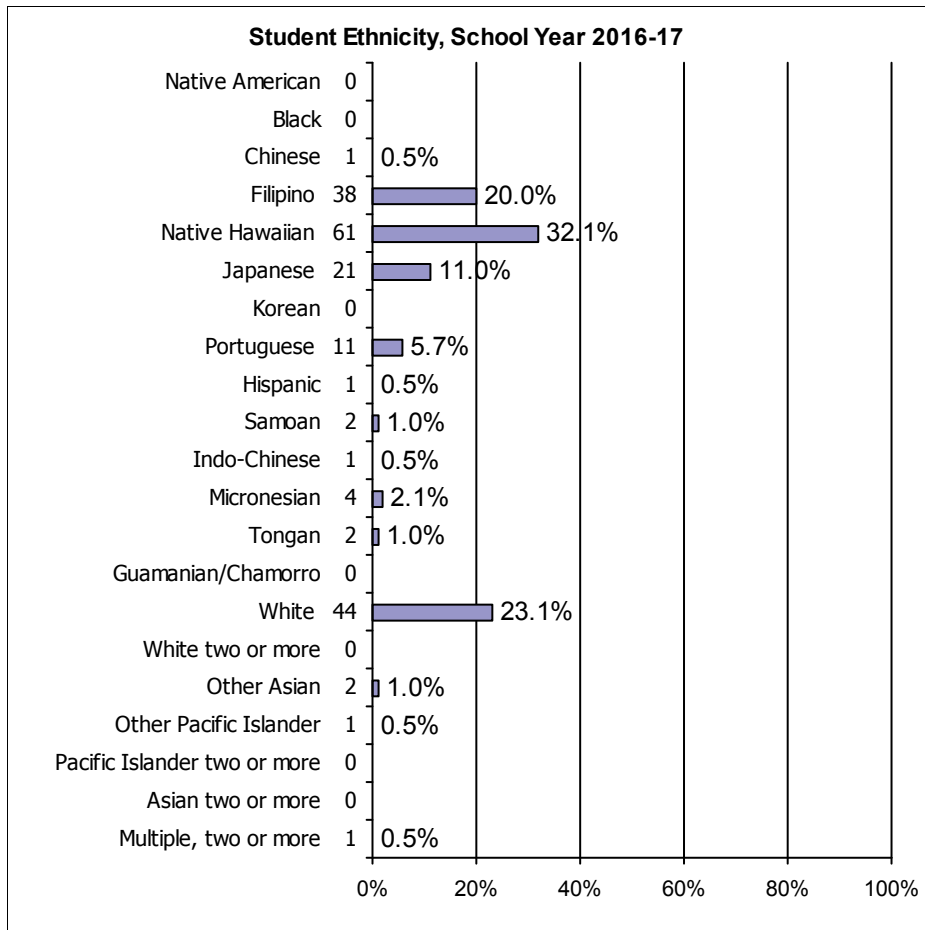
There is a sense of pride as the school gathers on the mound overlooking Hilo Bay as both students and teachers chant and sing our alma mater. We take great pride in the feeling of ohana especially through our family events, such as Fall Festival, Standards Showcase, and STEM night. Ha'aheo also strives to provide 21st Century learning with technology in every classroom with 1:1 technology for students K-6th grade. We provide a variety of experiences for our students through our garden, Science Olympiad, Newberry Club, PE, Hawaiian Studies, Robotics, and a Wellness program in order to develop well rounded citizens.

School Setting

Student Profile

School year	2014-15	2015-16	2016-17		2014-15	2015-16	2016-17
Fall enrollment	192	182	190	Number and percent of students in Special Education programs	10	*	11
					5.2%	*	5.7%
Number and percent of students enrolled for the entire school year	186	177	185	Number and percent of students with limited English proficiency	10	*	*
	96.8%	97.2%	97.3%		5.2%	*	*
Number and percent of students receiving free or reduced-cost lunch	114	112	110				
	59.3%	61.5%	57.8%				

Note. -- means missing data.
 * means data not reported to maintain student confidentiality (see FERPA).
 ** means School is participating in the Community Eligibility Provision.



n = 190

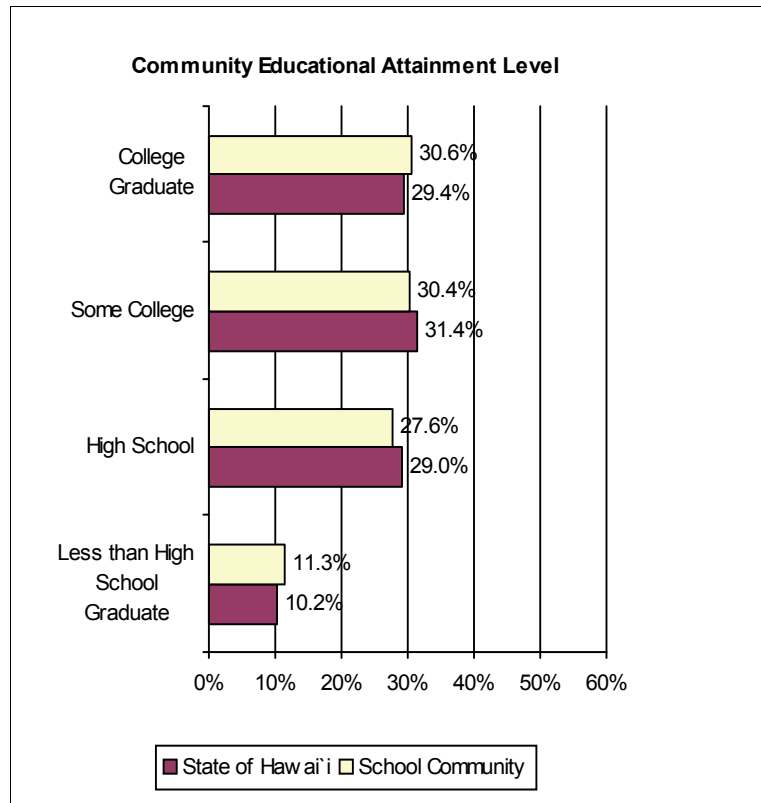
School Setting

Community Profile

The *Community Profile* information updated in this school report reflects selected 2010 demographics for the High School Complex (HSC) area in which this school resides. Profile data are based on the 2010 U.S. Census, the American Community Survey (ACS) 2006-2010 five-year estimates (centric to 2008), and the incorporation of Hawaii’s HSC boundary areas with updated 2010 Census geography. Figures for educational attainment and median household income are sample estimates obtained from the ACS, adapted to conform to HSC geography, and should be considered rough approximations of census counts.

Based on the 2010 U.S. Census

Hilo HSC Complex	School Community	State of Hawai'i
Total population	28,603	1,360,301
Percentage of population aged 5-19	17.4%	18.4%
Median age of population	41.9	38.6
Number of family households	6,714	313,907
Median household income	\$47,356	\$66,420



School Improvement

Summary of Progress

Ha'aheo continues to make progress in ELA, Math and Science. Scores on the Smarter Balance Achievement (SBA) test continue to be above State standards. We continue to implement the state-approved curricula which is Reading Wonders and Stepping Stones for K-5. SpringBoard and Go Math are curricula for grade 6. Kindergarten continues to use the Success For All (SFA) KinderCorner and Roots curriculum for ELA through an instructional waiver. First grade will be fading out of SFA and into the Reading Wonders curriculum in the first semester of the 2017-2018 school year. Both kindergarten and first grade will fully implement the Reading Wonders curriculum by 2020 and fade completely out of SFA.

Ha'aheo's Comprehensive Student Support System continues to build on personalizing student learning and support for school success. Our school-wide academic screener, iReady helps us track student progress along with classroom data and assessments. Our academic interventions (RTI-A) will transition from more technological interventions in the computer lab to a targeted skill set as a tier 2 or 3 intervention which will be tracked throughout the year. In addition to adjusting instruction and groupings to meet each student's needs. Our Response to Intervention school-wide behavioral screener, the Brief Externalizing and Internalizing Screener for Youth (BEISY) is used to determine behavioral needs for students in the implementation of tiered interventions (RTI-B). The school counselor provides guidance lessons from K-6 that focus on bullying prevention and social-emotional learning skills. Supports for student transitions include Primary School Adjustment Project (PSAP), orientation opportunities to Hilo Intermediate, Kinder Camp, Kindergarten Transition (half day for 2 weeks), and a transition day where students K-5 visit the next grade level for a short time. Our attendance program addresses chronic absenteeism through positive recognition such as TERRIFIC lunches, monthly drawing incentives, and quarterly perfect attendance recognition.

There are various school activities and events that support the home-school-community connection which include kindergarten home visits, KinderKamp Day, Open House, Parent-Teacher conferences, monthly newsletters, school website, School Community Council, Second Cup of Coffee Hours, Fall Festival, Family Nights, and Standards Showcase. Parents are also welcome to take their child and a few friends to picnic lunch outside on our tables over looking Hilo Bay and attend excursions as chaperones for the class.

Vertical data teams are established with scheduled weekly meetings. The purpose and expectation of data teams are to have the opportunities to collaborate with colleagues to discuss data and how to adjust instruction to increase student achievement. The data team process being refined to focus on the same targets as RTI-A that will be monitored for progress. There is an RTI-A coach who monitors student data and supports the tier 2 and 3 process in the classrooms.

Ha'aheo's Academic Reflection Team (ART) is made up of classroom and non-classroom teachers meets once a week to discuss and monitor the progress of the academic plan and to address school-wide issues. The ART team also discusses school-wide data and assessment results to improve instructional strategies and supports.

School Resources

Certified Staff

Teaching Staff

Total Full-Time Equivalent (FTE)		10.0
Regular Instruction, FTE	90.0%	9.0
Special Instruction, FTE	10.0%	1.0
Supplemental Instruction, FTE	0.0%	0.0
Teacher headcount		10
Teachers with 5 or more years at this school		4
Teachers' average years of experience		15.0
Teachers with advanced degrees		7

Professional Teacher Credentials

Fully licensed	100.0%	10
Emergency hires	0.0%	0

Students per Teaching Staff *

Regular Instruction	19.8
Special Instruction	11.0

* These figures do not indicate class size.

Administrative and Student Services Staff

Administration, FTE *	1.0
Librarians, FTE	0.0
Counselors, FTE	1.0
Number of principals at this school in the last five years	3

* Administration includes Principals, Vice-Principals, Student Activity Coordinators, Student Services Coordinators, Registrars, and Athletic Directors

Facilities

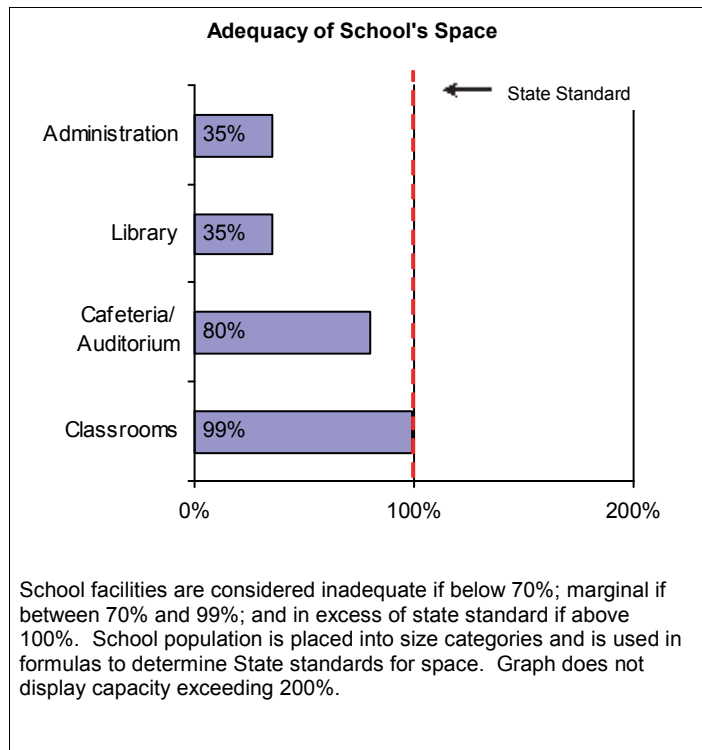
School Year Ending 2017

Classrooms available	13
Number of classrooms short (-) or over (+)	0

School facilities inspection results

From the 2011 school year, school facilities inspection data are no longer available at the state level. Department schools are still required to do an annual assessment of its facilities in the following areas: Grounds, Building exterior, Building interior, Equipment/Furnishings, Health/Safety and Sanitation. All department schools should have their annual inspections completed by the second quarter of the school year.

Historically, the majority of the department schools attained inspection assessment points in the following ranges: 9-15, earning a "Satisfactory" rating, and 16-18 points, earning the highest "Very Good" rating.



Note. -- means missing data.

Vital Signs

School Quality Survey

The School Quality Survey (SQS), administered by the Accountability Section, is used for strategic planning and to comply with state accountability requirements.

Percent of Positive Responses

School Quality Survey *		Teachers		Parents		Students	
		School	State	School	State	School	State
Safety	2016	100.0%	78.9%	94.0%	86.6%	80.9%	76.5%
	2017	87.0%	81.0%	100.0%	88.1%	74.7%	76.1%
Well-Being	2016	100.0%	77.0%	96.5%	92.6%	79.6%	77.9%
	2017	97.2%	78.5%	93.2%	93.3%	76.4%	77.8%
Satisfaction	2016	91.1%	67.7%	84.4%	83.6%	88.4%	88.1%
	2017	84.4%	74.9%	87.0%	86.8%	82.1%	88.1%
Involvement/Engagement	2016	100.0%	74.0%	92.0%	87.3%	83.1%	79.5%
	2017	86.6%	75.8%	93.8%	88.5%	72.5%	79%

Survey Return Rate **		Teachers		Parents		Students	
		School	State	School	State	School	State
	2016	100.0%	77.8%	60.7%	35.2%	98.2%	85.4%
	2017	81.8%	83.2%	45.7%	35.8%	96.6%	79.3%

* The SQS is completed by students and parents of students in grades 4, 5, 7, 8, 9, and 11 and by all teachers of the school. State Teacher and Parent positive response figures are one of four grade spans (Gr. K to 5/6, Gr. 6/7 to 8, Gr. 9 to 12, and Multi-level) that best correspond to this school's grade span. The Student positive response figures for the State and this school are those of the highest grade level surveyed at this school.

** State Return Rate for Teachers, Parents, and Students are for one of six grade spans (Elementary, Elementary/Middle, Elementary/Middle/High, Middle, Middle/High, High) that corresponds to this school.

Note: In 2015, a revised School Quality Survey (SQS) was administered statewide to students, school staff, and parents. The dimensions, questions, and rating scale differ from the SQS administered in previous years.

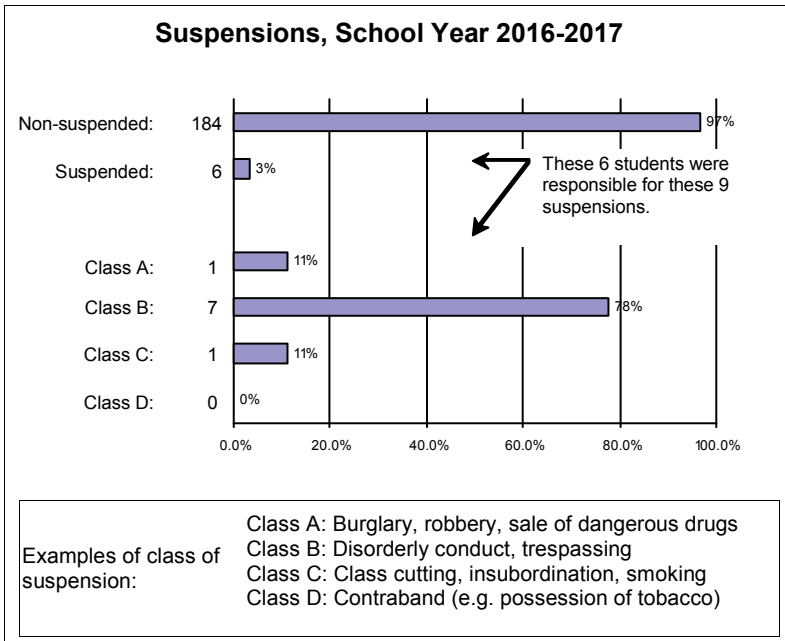
Vital Signs

Student Conduct

Attendance and Absences

School Year			State Standard
2014-15	2015-16	2016-17	
Average Daily Attendance: % (higher is better)			
95.6%	94.8%	95.2%	95.0%
Average Daily Absences: in days (lower is better)			
7.8	9.3	8.4	9

Suspensions, School Year 2016-2017



Examples of class of suspension:

- Class A: Burglary, robbery, sale of dangerous drugs
- Class B: Disorderly conduct, trespassing
- Class C: Class cutting, insubordination, smoking
- Class D: Contraband (e.g. possession of tobacco)

School Retention

Retention for elementary schools include students who were retained (kept back a grade) in all grades except kindergarten. Retention for middle/intermediate/K-8 schools include only eighth graders who were not promoted to ninth grade.

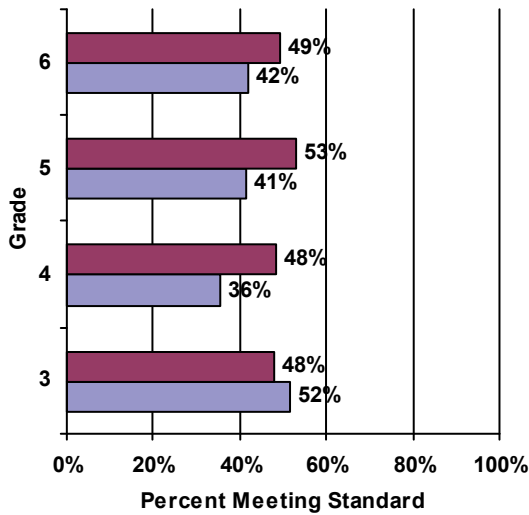
	Retention		
	2015	2016	2017
Total number of students	166	159	163
Percent retained in grade	0%	0%	0%

Note. -- means missing data.
* means data not reported to maintain student confidentiality (see FERPA).

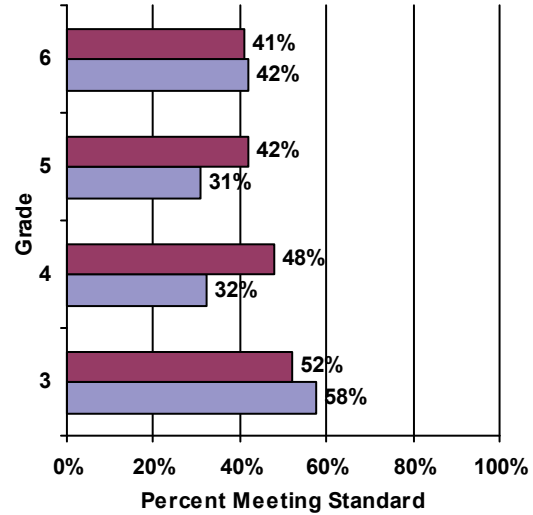
Vital Signs

Hawaii Statewide Assessment Program

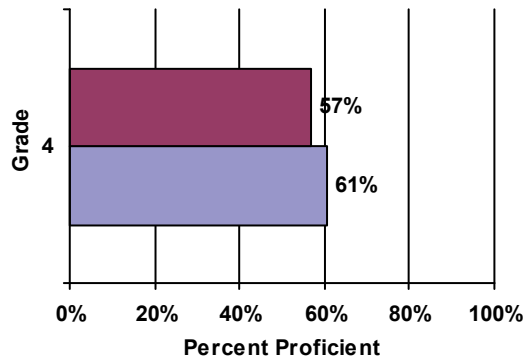
Language Arts/Literacy



Mathematics



HCPS Science



The HCPS Science assessment is given in grades 4 and 8. High School (HS) HCPS Science assessment results are from an end-of-course exam given to high school students enrolled in Biology I.



A school's bar may not be shown to maintain student confidentiality (see FERPA).

Other School Information

Haaheo Elementary School is accredited by the Accrediting Commission for Schools, Western Association of Schools and Colleges for a period of six years. This school's accreditation term expires in 2022.

Published on November 7, 2017.

Accountability Section, Assessment and Accountability Branch, Office of Strategy, Innovation and Performance, Honolulu, HI:
Hawaii State Department of Education.