

Kohala Middle School

School Code: 366

Grades 6-8

School Status and Improvement Report School Year 2016-17



Contents

Focus on Standards p. 1

School Description p. 1

School Setting pp. 2-3

- Student Profile
- Community Profile

School Improvement p. 4

- Summary of Progress

School Resources p. 5

- Certified Staff
- Facilities

Vital Signs pp. 6-8

- School Quality Survey
- Student Conduct
- School Retention or Completion
- Hawaii Statewide Assessment Program
- Other School Information

School Address:

Kohala Middle School
53-4155 Akoni Pule Highway
Kapaa, Hawaii 96755

Focus On Standards

This School Status and Improvement Report has been prepared as part of the Department's education accountability system to provide regular, understandable accounts of our schools' performance and progress, as required by §302A-1004, Hawai'i Revised Statutes.

This report describes the school and its setting; provides information about the school's administrators, teachers, students and facilities; summarizes progress made based on the school's improvement plan; and reports student achievement results along with other vital signs.

School Description

Kohala Middle School E kulia i ka nu'u (Strive for the highest)

Kohala Middle School (grades 6-8) is situated on the northernmost part of the island of Hawaii in the district of North Kohala. It is part of the Kohala K-12 complex, receiving students from Kohala Elementary School and promoting students to Kohala High School. The complex serves a rural community of a little over 6,000 people. Many families in the community work in the hotel and tourist industry. The school's staff has worked diligently to provide a solid academic program based on the new rigorous Common Core State Standards. In addition, we offer a variety of extra-curricular activities both within the school day and as extended opportunities after school and during interim periods.

Our elective classes during the school day include PE, Art, Ukulele, Leadership, Peer Mediation, Writing, STEM, AVID (an elective program that prepares students for college with a rigorous and challenging curriculum), and Teen Biz/Computer Applications. We also have an active student activities program, an advisory program based on "Growing Pono Schools", and an intramural sports program. All programs are designed to help foster a caring student-based culture. Our teachers are committed to offering a comprehensive program that is standards-based and focused on the needs of the middle school student. The school went through the accreditation process during the 2012-13 School Year and was granted accreditation through June 30, 2019 with a mid-term revisit in school year 2015-16. The mid-term visit commended the school on its progress and found no deficiencies.

Our partnerships with Kahilu Theatre and The North Kohala Student Cultural Enrichment Program provide the opportunity for all students to attend at least one performance at the Kahilu Theatre in Waimea every year. Other programs such as Uplink, 21st Century and Ka Hana No'eau help the school support a variety of programs during after-school hours. Students access opportunities such as tutorial assistance, online learning, community mentoring partnerships, and a host of interest-based activities that support our culture, good health, the arts, agriculture, science, and physical activity.

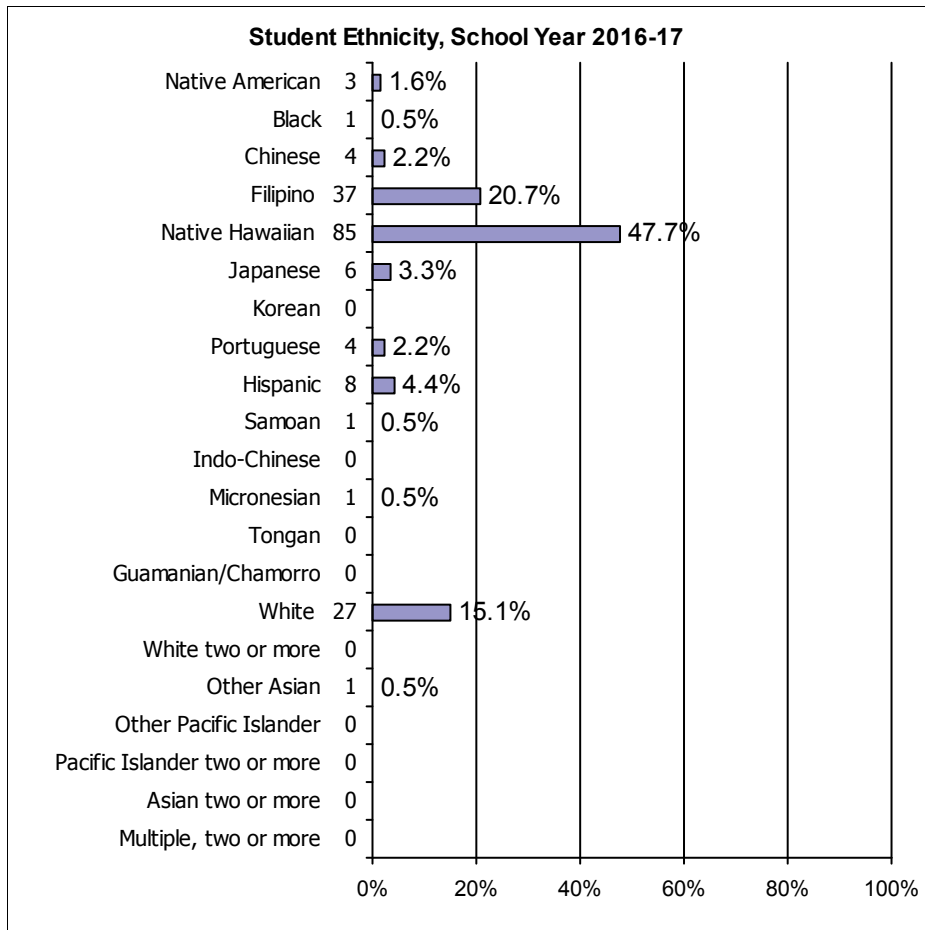
The School Community Council meets monthly and is actively involved in school initiatives and outreach to school community partners. Kohala Middle School is committed to building family and community partnerships as we foster academic growth and personal maturity within a safe, supportive environment. The school's mission embodies our commitment to focus on relationships as we engage students in a rigorous and relevant academic program.

School Setting

Student Profile

School year	2014-15	2015-16	2016-17		2014-15	2015-16	2016-17
Fall enrollment	181	189	178	Number and percent of students in Special Education programs	33	30	29
					18.2%	15.8%	16.2%
Number and percent of students enrolled for the entire school year	171	172	170	Number and percent of students with limited English proficiency	*	*	*
	94.4%	91.0%	95.5%		*	*	*
Number and percent of students receiving free or reduced-cost lunch	112	133	119				
	61.8%	70.3%	66.8%				

Note. -- means missing data.
 * means data not reported to maintain student confidentiality (see FERPA).
 ** means School is participating in the Community Eligibility Provision.



n = 178

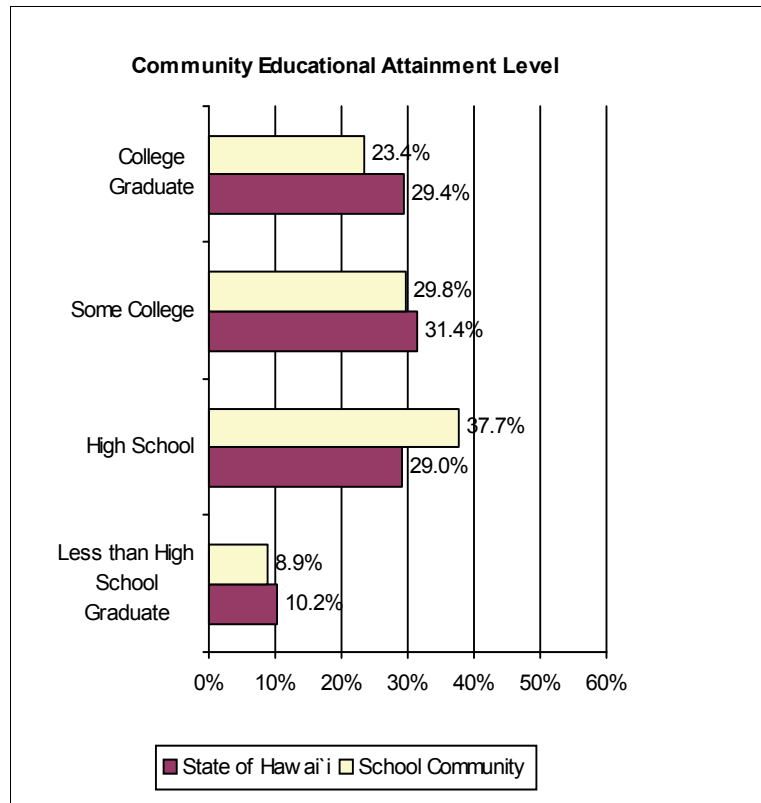
School Setting

Community Profile

The *Community Profile* information updated in this school report reflects selected 2010 demographics for the High School Complex (HSC) area in which this school resides. Profile data are based on the 2010 U.S. Census, the American Community Survey (ACS) 2006-2010 five-year estimates (centric to 2008), and the incorporation of Hawaii’s HSC boundary areas with updated 2010 Census geography. Figures for educational attainment and median household income are sample estimates obtained from the ACS, adapted to conform to HSC geography, and should be considered rough approximations of census counts.

Based on the 2010 U.S. Census

Kohala HSC Complex	School Community	State of Hawai'i
Total population	6,276	1,360,301
Percentage of population aged 5-19	18.4%	18.4%
Median age of population	43.6	38.6
Number of family households	1,589	313,907
Median household income	\$53,360	\$66,420



School Improvement

Summary of Progress

Academically for the 2016-17 school year Kohala Middle School (KMS) focused on improving student proficiency in all content areas grades 6 through 8 while focusing on the transition years 5-6 and 8-9. This was important in order to align expectations at transitions to grade 9 and beyond. This work included frequent and extensive collaboration with Kohala Elementary School and Kohala High School. As a part of this KMS continued to delve into teaching practices essential to instruction of Common Core State Standards at each grade level and the learning fluencies and Depth of Knowledge analysis which must be continued from one grade level to the next.

Teachers were supported throughout the year in several ways:

1. The Partners in Development program Pili a Paa. During this program teachers received support in developing Standards based lessons during two-week "mini-sabbaticals." Pili a Paa utilized an off campus location, a group facilitator, and a cadre of qualified substitutes. The teacher groups were made up of teachers from the High and Elementary schools, thus enhancing the collaboration among and between the Kohala schools.
2. Professional Development days were structured to include teachers K-12 and focused on Standards based grading and Depth of Knowledge questioning.
3. The school continued participation in the District supported Instructional Leadership Team (ILT) process. Designed to increase teacher leadership at the school the ILT also provided time for the leadership team to gather and analyze school data and set goals in order to improve instruction. At the same time the teacher team was able to visit District schools, observe the various school practices and collaborate with the larger group of District wide instructors and administrators.
4. Teacher teams gather several times each month to analyze student performance data in the Professional Learning Community / Data Team model.

The school has continued to implement a myriad of structures to support students academically and emotionally. Students take 7 subjects allowing them to have the 4 core subjects and 3 elective classes such as Ukulele, Art, Leadership, Peer Mediation, PE, STEM, AVID, and News Writing. Students are assigned to one of 6 mixed grade level houses at the beginning of the year. The houses enhance bonding between grade levels and houses compete at inter-mural sports during the year. Students also have a daily home-room, weekly study hall and weekly advisory period with the same teacher. Weekly advisory lessons are based on Hawaiian cultural values and the General Learner Outcomes (GLOs).

Parents and students alike can access student grades and progress via the Infinite Campus. The Response To Intervention (RTI) program targets needy students and organizes teacher and parent team meetings to support the identified students. Other programs such as Peer Mediation and the Boys To Men Group provide additional supports.

Kohala Middle is an Advancement Via Individual Determination (AVID) school and in addition to AVID classes, all teachers use AVID strategies such as Cornell notes, Socratic Dialog, Annotation, and Thinking Maps as a regular part of their instructional practice.

School Resources

Certified Staff

Teaching Staff

Total Full-Time Equivalent (FTE)		13.0
Regular Instruction, FTE	69.2%	9.0
Special Instruction, FTE	23.0%	3.0
Supplemental Instruction, FTE	7.6%	1.0
Teacher headcount		13
Teachers with 5 or more years at this school		8
Teachers' average years of experience		8.8
Teachers with advanced degrees		7

Professional Teacher Credentials

Fully licensed	84.6%	11
Emergency hires	15.3%	2

Students per Teaching Staff *

Regular Instruction	16.5
Special Instruction	9.6

* These figures do not indicate class size.

Administrative and Student Services Staff

Administration, FTE *	2.0
Librarians, FTE	0.0
Counselors, FTE	1.0
Number of principals at this school in the last five years	2

* Administration includes Principals, Vice-Principals, Student Activity Coordinators, Student Services Coordinators, Registrars, and Athletic Directors

Facilities

School Year Ending 2017

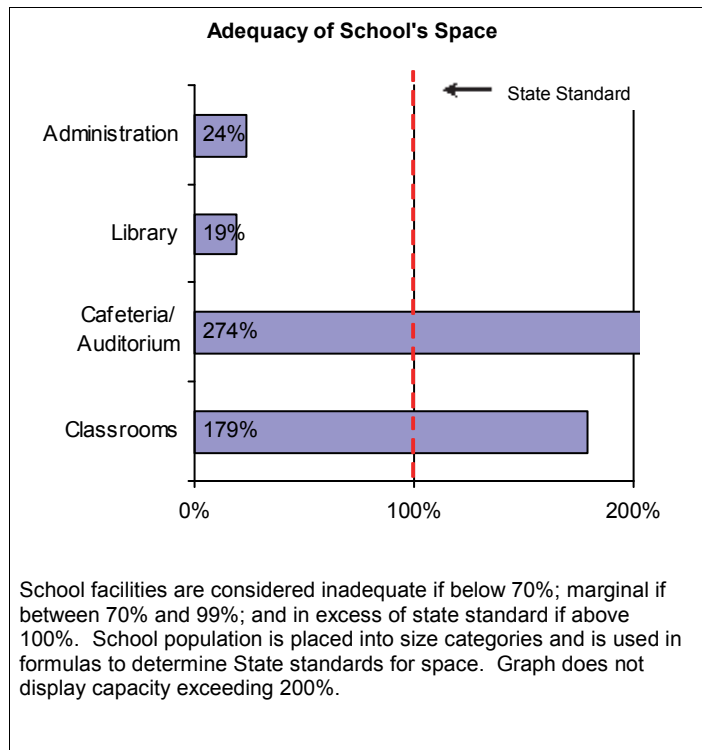
Classrooms available	19
Number of classrooms short (-) or over (+)	0

School facilities inspection results

From the 2011 school year, school facilities inspection data are no longer available at the state level. Department schools are still required to do an annual assessment of its facilities in the following areas: Grounds, Building exterior, Building interior, Equipment/Furnishings, Health/Safety and Sanitation. All department schools should have their annual inspections completed by the second quarter of the school year.

Historically, the majority of the department schools attained inspection assessment points in the following ranges: 9-15, earning a "Satisfactory" rating, and 16-18 points, earning the highest "Very Good" rating.

Note. -- means missing data.



Vital Signs

School Quality Survey

The School Quality Survey (SQS), administered by the Accountability Section, is used for strategic planning and to comply with state accountability requirements.

Percent of Positive Responses

School Quality Survey *		Teachers		Parents		Students	
		School	State	School	State	School	State
Safety	2016	74.0%	72.0%	69.4%	76.7%	60.7%	69.7%
	2017	65.7%	74.4%	72.4%	78.2%	63.2%	68.9%
Well-Being	2016	79.1%	72.3%	82.9%	86.2%	62.3%	67.9%
	2017	75.0%	73.3%	86.5%	86.7%	59.0%	66.9%
Satisfaction	2016	63.3%	60.2%	72.1%	76.9%	63.4%	74.7%
	2017	67.1%	65.9%	70.0%	78.9%	55.9%	73.5%
Involvement/Engagement	2016	74.4%	69.5%	79.5%	74.7%	55.2%	57.5%
	2017	78.4%	70.1%	77.5%	76.5%	46.2%	56.6%

Survey Return Rate **		Teachers		Parents		Students	
		School	State	School	State	School	State
	2016	100.0%	77.6%	36.0%	25.0%	78.6%	74.9%
	2017	100.0%	84.6%	22.1%	26.5%	77.8%	68.3%

* The SQS is completed by students and parents of students in grades 4, 5, 7, 8, 9, and 11 and by all teachers of the school. State Teacher and Parent positive response figures are one of four grade spans (Gr. K to 5/6, Gr. 6/7 to 8, Gr. 9 to 12, and Multi-level) that best correspond to this school's grade span. The Student positive response figures for the State and this school are those of the highest grade level surveyed at this school.

** State Return Rate for Teachers, Parents, and Students are for one of six grade spans (Elementary, Elementary/Middle, Elementary/Middle/High, Middle, Middle/High, High) that corresponds to this school.

Note: In 2015, a revised School Quality Survey (SQS) was administered statewide to students, school staff, and parents. The dimensions, questions, and rating scale differ from the SQS administered in previous years.

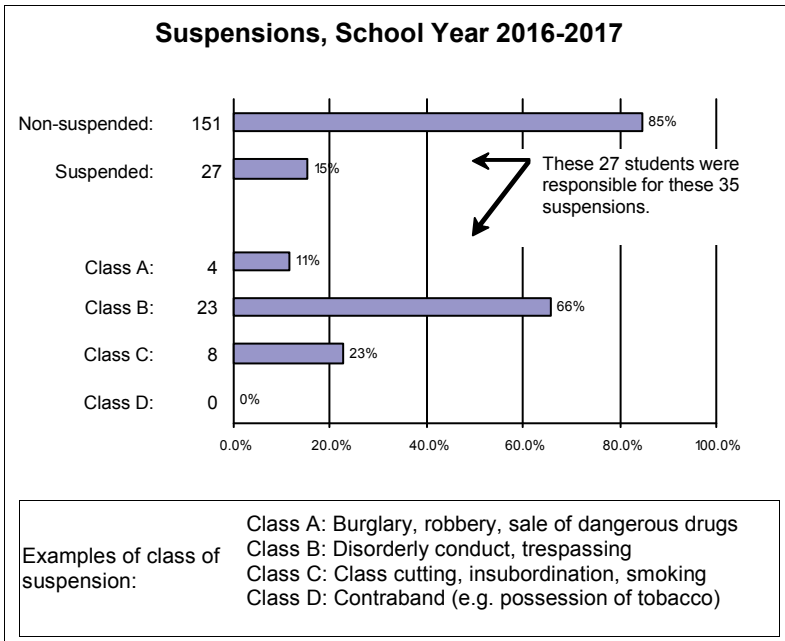
Vital Signs

Student Conduct

Attendance and Absences

School Year			State Standard
2014-15	2015-16	2016-17	
Average Daily Attendance: % (higher is better)			
95.0%	94.5%	93.6%	95.0%
Average Daily Absences: in days (lower is better)			
8.9	9.8	11.2	9

Suspensions, School Year 2016-2017



Examples of class of suspension:

- Class A: Burglary, robbery, sale of dangerous drugs
- Class B: Disorderly conduct, trespassing
- Class C: Class cutting, insubordination, smoking
- Class D: Contraband (e.g. possession of tobacco)

School Retention

Retention for elementary schools include students who were retained (kept back a grade) in all grades except kindergarten. Retention for middle/intermediate/K-8 schools include only eighth graders who were not promoted to ninth grade.

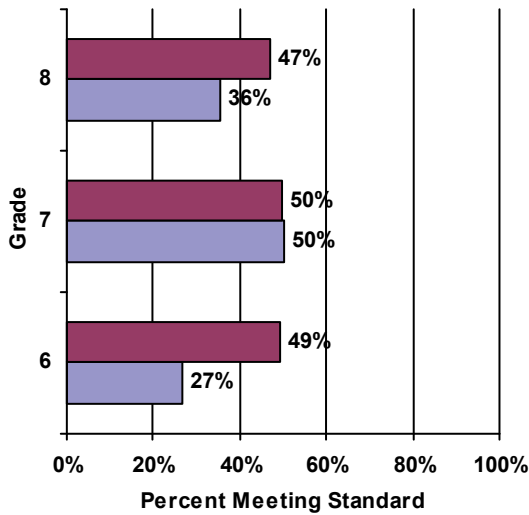
	Retention		
	2015	2016	2017
Total number of students	48	58	57
Percent retained in grade	0%	0%	0%

Note. -- means missing data.
 * means data not reported to maintain student confidentiality (see FERPA).

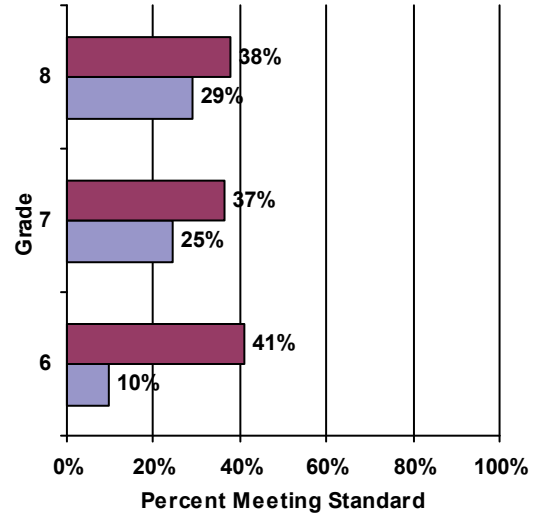
Vital Signs

Hawaii Statewide Assessment Program

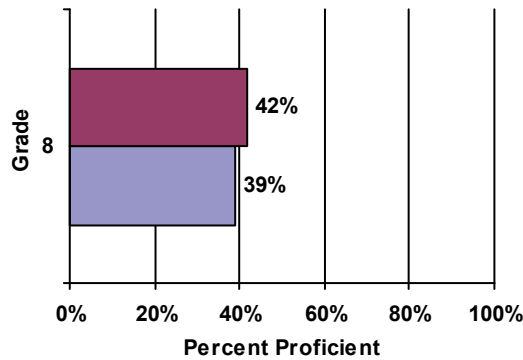
Language Arts/Literacy



Mathematics



HCPS Science



The HCPS Science assessment is given in grades 4 and 8. High School (HS) HCPS Science assessment results are from an end-of-course exam given to high school students enrolled in Biology I.

School
 State

A school's bar may not be shown to maintain student confidentiality (see FERPA).

Other School Information

Kohala Middle School is accredited by the Accrediting Commission for Schools, Western Association of Schools and Colleges for a period of six years. This school's accreditation term expires in 2019.

Published on November 7, 2017.

Accountability Section, Assessment and Accountability Branch, Office of Strategy, Innovation and Performance, Honolulu, HI: Hawaii State Department of Education.