



Kau High & Pahala Elementary School

School Code: 368

Grades K-12

School Status and Improvement Report School Year 2016-17



Contents

| | |
|---------------------------------------|---------|
| Focus on Standards | p. 1 |
| School Description | p. 1 |
| School Setting | pp. 2-3 |
| • Student Profile | |
| • Community Profile | |
| School Improvement | p. 4 |
| • Summary of Progress | |
| School Resources | p. 5 |
| • Certified Staff | |
| • Facilities | |
| Vital Signs | pp. 6-8 |
| • School Quality Survey | |
| • Student Conduct | |
| • School Retention or Completion | |
| • Hawaii Statewide Assessment Program | |
| • Other School Information | |

Focus On Standards

This School Status and Improvement Report has been prepared as part of the Department's education accountability system to provide regular, understandable accounts of our schools' performance and progress, as required by §302A-1004, Hawai'i Revised Statutes.

This report describes the school and its setting; provides information about the school's administrators, teachers, students and facilities; summarizes progress made based on the school's improvement plan; and reports student achievement results along with other vital signs.

School Description

Ka'u High and Pahala Elementary is a small, rural PK-12 school with approximately 500 students. It is located in the southern district of Ka'u, in the town of Pahala, on the island of Hawaii. Ka'u is the largest district on the island of Hawaii, and in the state of Hawaii, with an area of over 600,000 acres. The three major communities in the district are Pahala, Na'alehu-Waiohinu (located approximately 12 miles southwest of Pahala, including Mark Twain, Green Sands, and Discovery Harbor subdivisions), and Hawaiian Ocean View Estates/Ocean View Ranchos (located approximately 27 miles southwest of Pahala).

Ka'u High and Pahala Elementary School encompasses thirty-three acres. The campus is divided into three distinct areas: Elementary (PK-6), Middle School (7-8), and High School (9-12). The only other school in the Ka'u district is Na'alehu Elementary School (K-6).

The school has developed a three-year Academic Plan. It is based on current school/student data and is reviewed and updated as needed throughout the school year. A comprehensive needs assessment indicates that our critical focus areas are student achievement and chronic absenteeism.

Ka'u High and Pahala Elementary offers a variety of extra-curricular opportunities. Over 50% of our high school students participate in athletics; many of these students participate in multiple sports. We also offer after-school programs for elementary and middle school, including middle school sports programs. Various clubs are available based on student interests. School clubs include Health Occupational Students of America (HOSA), Youth and Government (YAG) and the National Honor Society.

To support parent and community involvement, Ka'u High and Pahala Elementary has a Parent-Community Network Center. The Parent Involver develops a monthly bulletin and coordinates volunteers. There is an active School Community Council, including teacher, parent, certificated staff, and community member. The SCC meets monthly with administration.

Ka'u High and Pahala Elementary School is accredited through the Western Association of Schools and Colleges (WASC). In 2012, the school earned a six-year term with a mid-term review that was successfully completed in April 2015. The school is currently conducting a full self-study to prepare for the upcoming accreditation review in spring of 2018.

School Address:

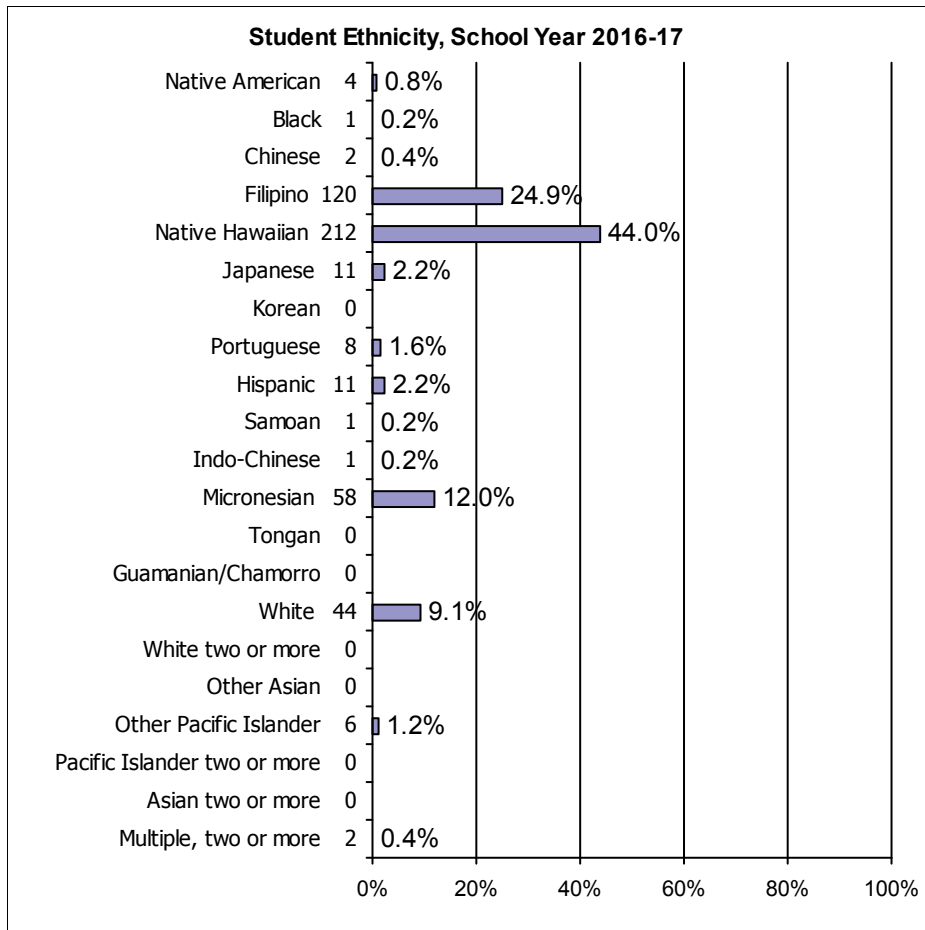
Kau High & Pahala Elementary School
96-3150 Pikake Street
Pahala, Hawaii 96777

School Setting

Student Profile

| School year | 2014-15 | 2015-16 | 2016-17 | | 2014-15 | 2015-16 | 2016-17 |
|---|---------|---------|---------|---|---------|---------|---------|
| Fall enrollment | 550 | 506 | 481 | Number and percent of students in Special Education programs | 70 | 59 | 65 |
| | | | | | 12.7% | 11.6% | 13.5% |
| Number and percent of students enrolled for the entire school year | 505 | 462 | 435 | Number and percent of students with limited English proficiency | 80 | 66 | 64 |
| | 91.8% | 91.3% | 90.4% | | 14.5% | 13.0% | 13.3% |
| Number and percent of students receiving free or reduced-cost lunch | 469 | 437 | ** | | | | |
| | 85.2% | 86.3% | ** | | | | |

Note. -- means missing data.
 * means data not reported to maintain student confidentiality (see FERPA).
 ** means School is participating in the Community Eligibility Provision.



n = 481

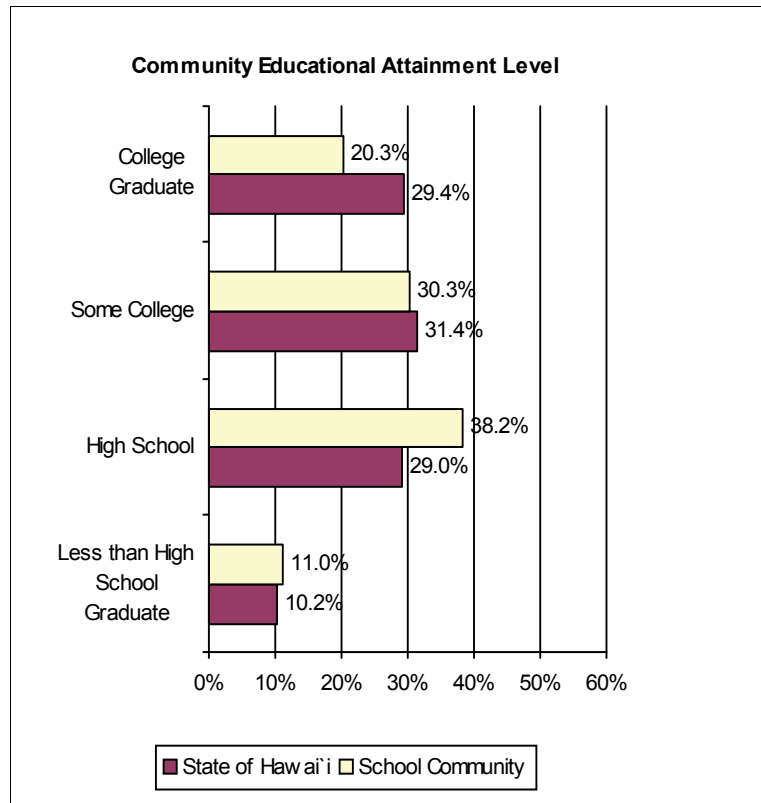
School Setting

Community Profile

The *Community Profile* information updated in this school report reflects selected 2010 demographics for the High School Complex (HSC) area in which this school resides. Profile data are based on the 2010 U.S. Census, the American Community Survey (ACS) 2006-2010 five-year estimates (centric to 2008), and the incorporation of Hawaii’s HSC boundary areas with updated 2010 Census geography. Figures for educational attainment and median household income are sample estimates obtained from the ACS, adapted to conform to HSC geography, and should be considered rough approximations of census counts.

Based on the 2010 U.S. Census

| Kau HSC Complex | School Community | State of Hawai'i |
|------------------------------------|------------------|------------------|
| Total population | 8,352 | 1,360,301 |
| Percentage of population aged 5-19 | 18.9% | 18.4% |
| Median age of population | 44.5 | 38.6 |
| Number of family households | 1,902 | 313,907 |
| Median household income | \$43,704 | \$66,420 |



School Improvement

Summary of Progress

During the 2012-2013 school year, Ka'u High and Pahala Elementary School began using the Strive HI process for reporting school performance. During the 2015-2016 school year, the school did not meet the state's targets for proficiency in ELA, math, and science. Also, the school fell short of meeting the state's graduation target of 87%.

The Academic Plan and On-Site School Review report guides the school's efforts to address the need for academic improvement in all content areas. The administration and staff work to establish standards-based instruction in all classrooms and engage in professional development to continually improve instruction and meet the needs of all learners. All teachers participate in Professional Learning Communities throughout the school year. During PLC, teachers review and analyze student work to determine rigor and alignment of work with standards as well as provide feedback to each other. Teachers also collaborate during PLC to develop, review, and analyze formative assessment data to inform instruction.

The school continues to implement the state-approved Language Arts curriculum, using Wonders in kindergarten through 6th grade and College Board's Springboard in grades 7 through 11. We continue implementing the state-approved math curriculum of Stepping Stones for kindergarten through grade 5, Go Math for grades 6 through 8, and the University of Hawai'i developed curriculum for high school mathematics. Ka'u High School's course offerings provide students the opportunity to earn credits for graduation that meet or exceed the state's requirements including Advanced Placement (AP) courses.

The school continues to assess the needs of students and provide support and opportunities to ensure college and career readiness for all students. Over the past two years, the school has increased the number of Career and Technical Education (CTE) courses offered and during the 16-17 school year 49% of the graduating seniors earned CTE Completer status in 28 different programs of study.

Based on the high percentage of students qualifying for free and reduced meals, all of the students at Ka'u High and Pahala Elementary School qualify to receive free meals for breakfast and lunch through the Community Eligibility Program. The school usually has a high teacher turnover rate, approximately 20% for the 15-16 school year, but has improved to 15% for the 17-18 school year. We continue to provide induction and mentoring support for new teacher and on-site coaching and mentoring for all teachers.

School Resources

Certified Staff

Teaching Staff

| | | |
|--|-------|------|
| Total Full-Time Equivalent (FTE) | | 37.0 |
| Regular Instruction, FTE | 72.9% | 27.0 |
| Special Instruction, FTE | 21.6% | 8.0 |
| Supplemental Instruction, FTE | 5.4% | 2.0 |
| Teacher headcount | | 37 |
| Teachers with 5 or more years at this school | | 10 |
| Teachers' average years of experience | | 7.1 |
| Teachers with advanced degrees | | 15 |

Professional Teacher Credentials

| | | |
|-----------------|-------|----|
| Fully licensed | 89.1% | 33 |
| Emergency hires | 10.8% | 4 |

Students per Teaching Staff *

| | |
|---------------------|------|
| Regular Instruction | 15.4 |
| Special Instruction | 8.1 |

* These figures do not indicate class size.

Administrative and Student Services Staff

| | |
|--|-----|
| Administration, FTE * | 7.0 |
| Librarians, FTE | 0.0 |
| Counselors, FTE | 1.0 |
| Number of principals at this school in the last five years | 1 |

* Administration includes Principals, Vice-Principals, Student Activity Coordinators, Student Services Coordinators, Registrars, and Athletic Directors

Facilities

School Year Ending 2017

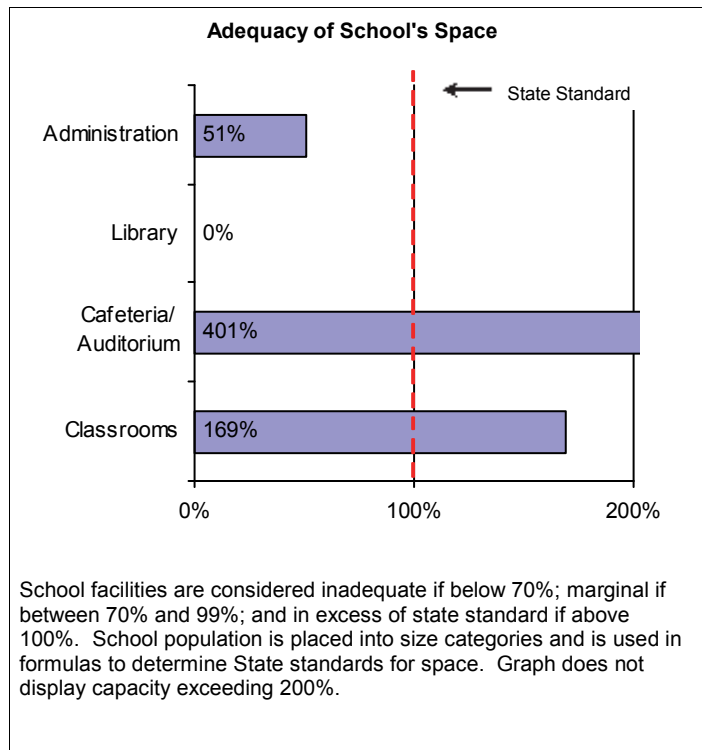
| | |
|--|----|
| Classrooms available | 48 |
| Number of classrooms short (-) or over (+) | 0 |

School facilities inspection results

From the 2011 school year, school facilities inspection data are no longer available at the state level. Department schools are still required to do an annual assessment of its facilities in the following areas: Grounds, Building exterior, Building interior, Equipment/Furnishings, Health/Safety and Sanitation. All department schools should have their annual inspections completed by the second quarter of the school year.

Historically, the majority of the department schools attained inspection assessment points in the following ranges: 9-15, earning a "Satisfactory" rating, and 16-18 points, earning the highest "Very Good" rating.

Note. -- means missing data.



Vital Signs

School Quality Survey

The School Quality Survey (SQS), administered by the Accountability Section, is used for strategic planning and to comply with state accountability requirements.

Percent of Positive Responses

| School Quality Survey * | | Teachers | | Parents | | Students | |
|-------------------------|------|----------|-------|---------|-------|----------|-------|
| | | School | State | School | State | School | State |
| Safety | 2016 | 67.1% | 66.5% | 46.6% | 72.9% | 50.2% | 70.5% |
| | 2017 | 60.9% | 69.9% | 66.4% | 72.6% | 63.0% | 70.8% |
| Well-Being | 2016 | 65.0% | 66.9% | 75.0% | 85.8% | 50.9% | 65.5% |
| | 2017 | 66.8% | 70.3% | 71.8% | 84.8% | 62.2% | 64.8% |
| Satisfaction | 2016 | 40.8% | 55.7% | 30.0% | 66.5% | 41.9% | 70.6% |
| | 2017 | 43.4% | 62.3% | 58.3% | 69.4% | 50.0% | 70.7% |
| Involvement/Engagement | 2016 | 57.6% | 62.7% | 61.6% | 72.7% | 39.1% | 58.7% |
| | 2017 | 60.5% | 69.1% | 62.3% | 72.7% | 46.3% | 57.8% |

| Survey Return Rate ** | | Teachers | | Parents | | Students | |
|-----------------------|------|----------|-------|---------|-------|----------|-------|
| | | School | State | School | State | School | State |
| | 2016 | 69.4% | 58.8% | 3.3% | 22.7% | 67.7% | 73.3% |
| | 2017 | 100.0% | 73.5% | 9.4% | 20.6% | 70.8% | 58.4% |

* The SQS is completed by students and parents of students in grades 4, 5, 7, 8, 9, and 11 and by all teachers of the school. State Teacher and Parent positive response figures are one of four grade spans (Gr. K to 5/6, Gr. 6/7 to 8, Gr. 9 to 12, and Multi-level) that best correspond to this school's grade span. The Student positive response figures for the State and this school are those of the highest grade level surveyed at this school.

** State Return Rate for Teachers, Parents, and Students are for one of six grade spans (Elementary, Elementary/Middle, Elementary/Middle/High, Middle, Middle/High, High) that corresponds to this school.

Note: In 2015, a revised School Quality Survey (SQS) was administered statewide to students, school staff, and parents. The dimensions, questions, and rating scale differ from the SQS administered in previous years.

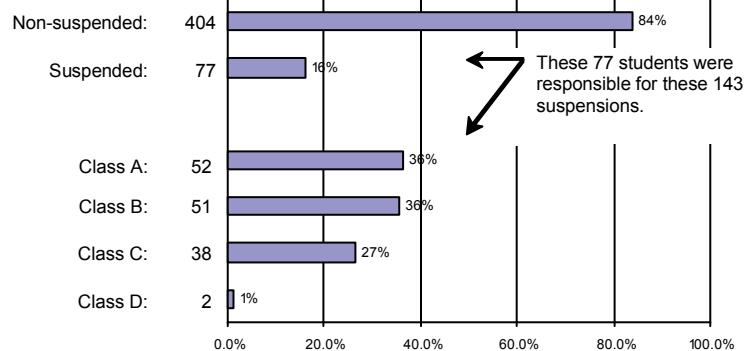
Vital Signs

Student Conduct

Attendance and Absences

| School Year | | | State Standard |
|---|---------|---------|----------------|
| 2014-15 | 2015-16 | 2016-17 | |
| Average Daily Attendance: % (higher is better) | | | |
| 87.8% | 88.2% | 87.5% | 95.0% |
| Average Daily Absences: in days (lower is better) | | | |
| 21.8 | 21.1 | 22.4 | 9 |

Suspensions, School Year 2016-2017



Examples of class of suspension:

- Class A: Burglary, robbery, sale of dangerous drugs
- Class B: Disorderly conduct, trespassing
- Class C: Class cutting, insubordination, smoking
- Class D: Contraband (e.g. possession of tobacco)

School Completion

School Dropouts

| School Year | Number | Percent |
|-------------|--------|---------|
| 2014-15 | * | * |
| 2015-16 | 15 | 23.4% |
| 2016-17 | 15 | 25.4% |

The dropout figures are based on the cohort of first-time 9th graders who dropped out prior to graduating.

Graduates and Other Completers

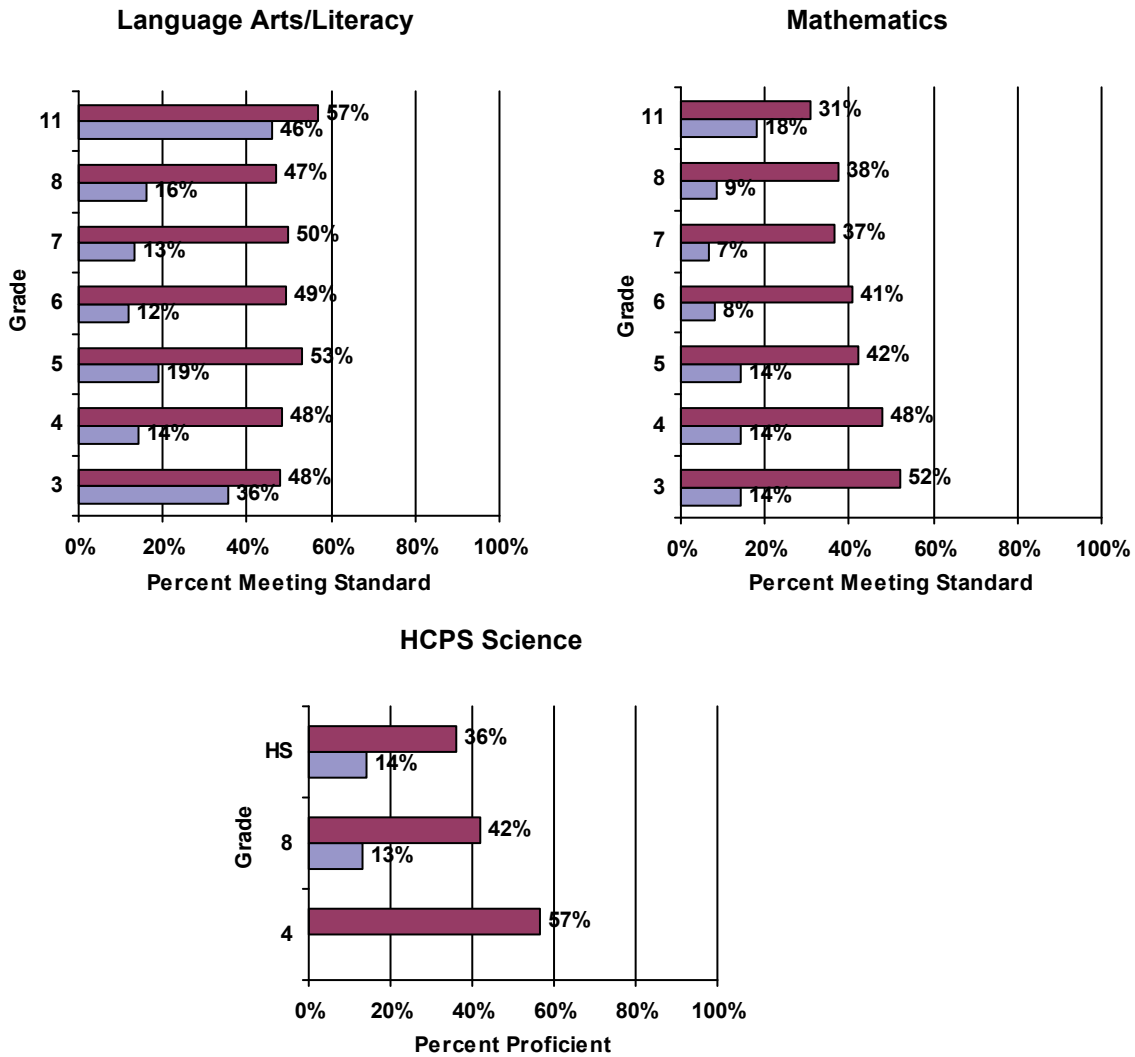
| | 2014-15 | 2015-16 | 2016-17 |
|--|---------|---------|---------|
| Total number of Seniors | 57 | 50 | 46 |
| Percent of Diploma graduates | 91.2% | 90.0% | 95.6% |
| Percent of Individually Prescribed Program | 0.0% | 8.0% | 2.1% |
| Percent of school completers | 91.2% | 98.0% | 97.8% |

| | | | |
|---|-------|-------|-------|
| Total number of Freshmen | 50 | 45 | 37 |
| Percent graduated on time | 80.6% | 71.4% | 62.7% |
| Freshmen who began high school in school year 2013-14 and graduated in 2016-17. | | | |

Note. -- means missing data.
* means data not reported to maintain student confidentiality (see FERPA).

Vital Signs

Hawaii Statewide Assessment Program



The HCPS Science assessment is given in grades 4 and 8. High School (HS) HCPS Science assessment results are from an end-of-course exam given to high school students enrolled in Biology I.



A school's bar may not be shown to maintain student confidentiality (see FERPA).

Other School Information

Kau High & Pahala Elementary School is accredited by the Accrediting Commission for Schools, Western Association of Schools and Colleges for a period of six years. This school's accreditation term expires in 2018.

Published on November 7, 2017.

Accountability Section, Assessment and Accountability Branch, Office of Strategy, Innovation and Performance, Honolulu, HI: Hawaii State Department of Education.