



Kohala High School

School Code: 373

Grades 9-12

School Status and Improvement Report School Year 2016-17



Contents

Focus on Standards p. 1

School Description p. 1

School Setting pp. 2-3

- Student Profile
- Community Profile

School Improvement p. 4

- Summary of Progress

School Resources p. 5

- Certified Staff
- Facilities

Vital Signs pp. 6-8

- School Quality Survey
- Student Conduct
- School Retention or Completion
- Hawaii Statewide Assessment Program
- Other School Information

School Address:

Kohala High School
54-3611 Akoni Pule Highway
Kapaa, Hawaii 96755

Focus On Standards

This School Status and Improvement Report has been prepared as part of the Department's education accountability system to provide regular, understandable accounts of our schools' performance and progress, as required by §302A-1004, Hawai'i Revised Statutes.

This report describes the school and its setting; provides information about the school's administrators, teachers, students and facilities; summarizes progress made based on the school's improvement plan; and reports student achievement results along with other vital signs.

School Description

At Kohala High School, our success is defined by the success of our students. We firmly believe in "all." 100%...No Less. 100% effort, persistence, resiliency, and commitment!

Kohala High School serves the North Kohala community on the island of Hawaii. The population of approximately 6,000 residents has remained steady through the past two census counts. Established in 1936, Kohala High began as a K-12 school. In 1995, the elementary school became an entity unto itself. Subsequently, in 2001, Kohala Middle School was established with its own unique campus five miles away, creating three distinct schools that comprise the Kohala complex. The three schools are committed to solidifying a true K-12 construct that will fully prepare our learners to excel as community contributors.

Kohala High School's motto, E Ala e Na Paniolo! —Rise to the Challenge, Cowboys!, signifies our deep commitment to provide a rigorous program for our students that will prepare them for successful entry into career and/or post-secondary education. The school provides a strong academic core program and also offers a range of opportunities including onsite AP classes in English Literature, Composition, Environmental Science, and Statistics as well as courses within six Career Pathways (Natural Resources, Public and Human Services, Health, Arts and Communication, Business, and Industrial Engineering Technology, Fine arts and music. Presently, students can extend their learning through online classes provided through the Hawaii Virtual Learning Network, Myron B. Thompson Academy, and Odysseyware. On-line courses have helped support greater access to AP courses and elective courses not offered on-site. The school continues to offer college-level courses during the school year and summer.

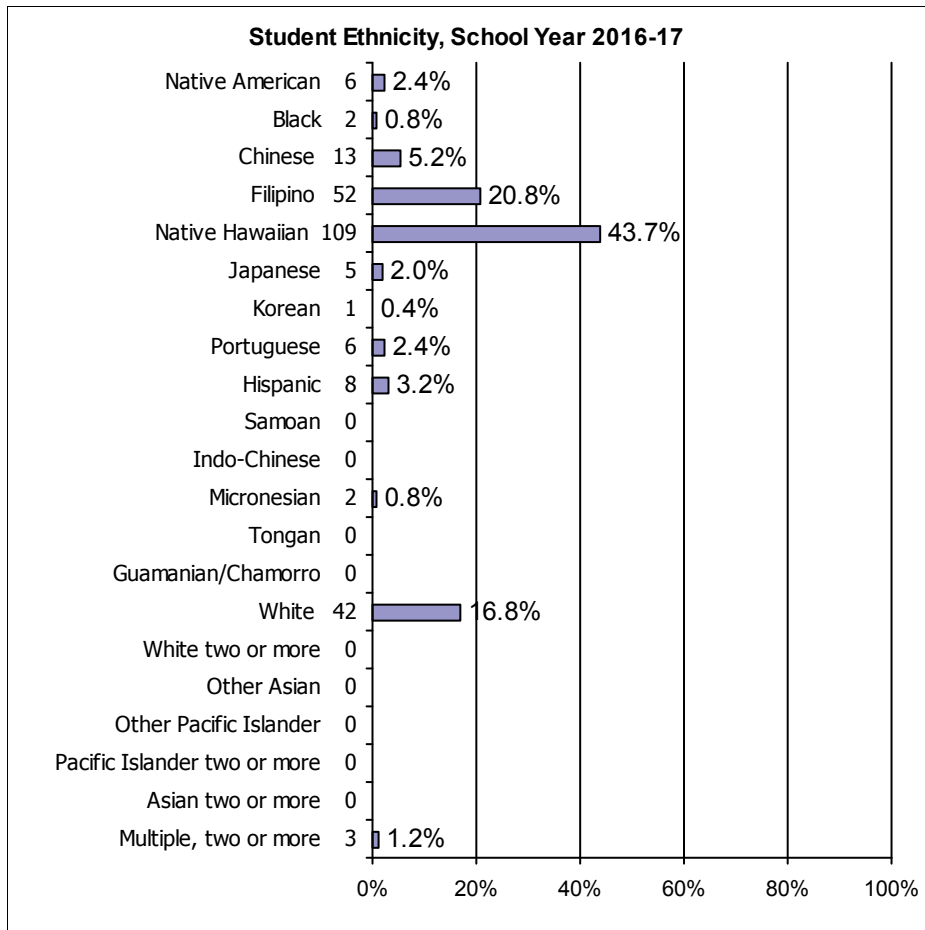
Kohala provides an extracurricular program that includes athletics, clubs, and activities that support student growth beyond the classroom such as the Student Credit Union, Leo Club, National Honor Society, and Student Council. 21st CCLC afterschool offerings create another layer of opportunities for students and have fostered partnerships with community organizations. Additionally, tutorial supports are provided during school hours.

School Setting

Student Profile

School year	2014-15	2015-16	2016-17		2014-15	2015-16	2016-17
Fall enrollment	265	251	249	Number and percent of students in Special Education programs	51	45	48
					19.2%	17.9%	19.2%
Number and percent of students enrolled for the entire school year	245	233	233	Number and percent of students with limited English proficiency	*	*	*
	92.4%	92.8%	93.5%		*	*	*
Number and percent of students receiving free or reduced-cost lunch	163	157	138				
	61.5%	62.5%	55.4%				

Note. -- means missing data.
 * means data not reported to maintain student confidentiality (see FERPA).
 ** means School is participating in the Community Eligibility Provision.



n = 249

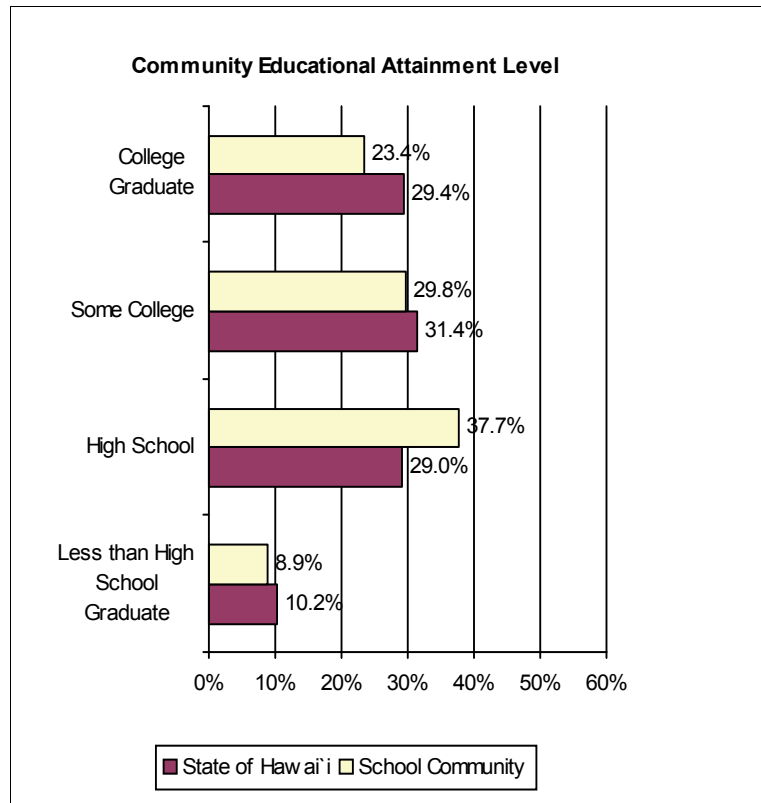
School Setting

Community Profile

The *Community Profile* information updated in this school report reflects selected 2010 demographics for the High School Complex (HSC) area in which this school resides. Profile data are based on the 2010 U.S. Census, the American Community Survey (ACS) 2006-2010 five-year estimates (centric to 2008), and the incorporation of Hawaii’s HSC boundary areas with updated 2010 Census geography. Figures for educational attainment and median household income are sample estimates obtained from the ACS, adapted to conform to HSC geography, and should be considered rough approximations of census counts.

Based on the 2010 U.S. Census

Kohala HSC Complex	School Community	State of Hawai'i
Total population	6,276	1,360,301
Percentage of population aged 5-19	18.4%	18.4%
Median age of population	43.6	38.6
Number of family households	1,589	313,907
Median household income	\$53,360	\$66,420



School Improvement

Summary of Progress

Kohala High School provides a personalized educational experience within a small school environment. The school continues to be committed to the implementation of standards-based instruction within our classrooms to help our students be fully prepared to enter post high school options.

Kohala High School has been fortunate to have partnerships with a core set of community partners that provide programs to enrich learning experiences for students through direct service and through job embedded professional development for teachers. A USDOE grant, Pili A Pa'a, supported by the Partners In Development Foundation, provides an intensive layer of professional development experience for in-service teachers throughout the year. The school's Instructional Leadership Team (ILT) plays an integral role in implementing school-wide achievement goals. The development of effective Data teams continue to be a focus to help staff make informed decisions about instruction and ensure that each student is receiving supports and enrichment to advance him or her to high levels of performance.

We value collegial dialogue, parental involvement, and active student participation as integral components of the school improvement process. The School Community Council has provided valuable input on the school's Comprehensive Needs Assessment and the Academic Plan. We continue to pursue standards-based grading as our focus in our school improvement efforts. Our commitment as a staff is to provide an engaging instructional program that fosters critical thinking and links directly to standards. Professional development is focused on supporting teachers in their implementation of quality standards-based instruction and assessment.

School Resources

Certified Staff

Teaching Staff

Total Full-Time Equivalent (FTE)		20.5
Regular Instruction, FTE	70.7%	14.5
Special Instruction, FTE	29.2%	6.0
Supplemental Instruction, FTE	0.0%	0.0
Teacher headcount		22
Teachers with 5 or more years at this school		9
Teachers' average years of experience		13.2
Teachers with advanced degrees		10

Professional Teacher Credentials

Fully licensed	90.9%	20
Emergency hires	9.0%	2

Students per Teaching Staff *

Regular Instruction	13.8
Special Instruction	8.0

* These figures do not indicate class size.

Administrative and Student Services Staff

Administration, FTE *	5.0
Librarians, FTE	0.0
Counselors, FTE	0.0
Number of principals at this school in the last five years	1

* Administration includes Principals, Vice-Principals, Student Activity Coordinators, Student Services Coordinators, Registrars, and Athletic Directors

Facilities

School Year Ending 2017

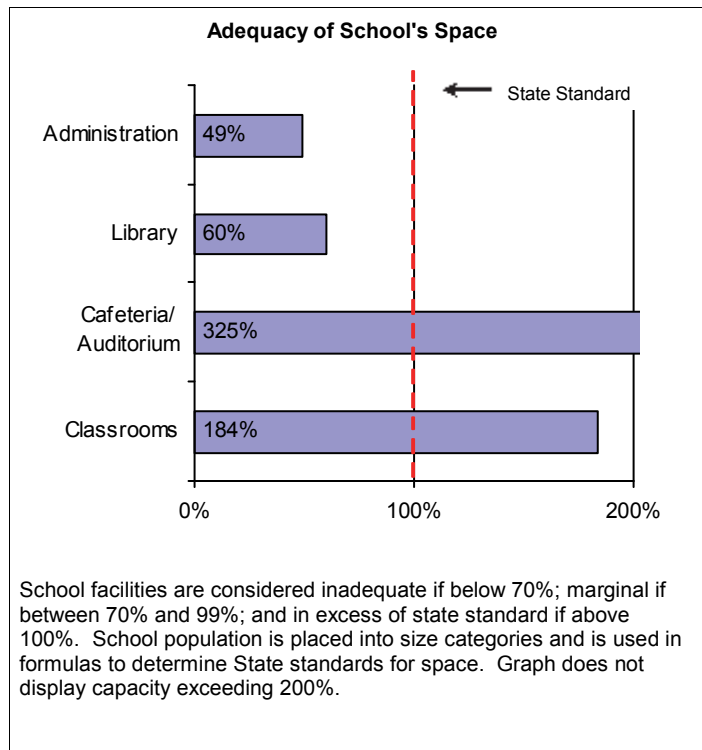
Classrooms available	25
Number of classrooms short (-) or over (+)	0

School facilities inspection results

From the 2011 school year, school facilities inspection data are no longer available at the state level. Department schools are still required to do an annual assessment of its facilities in the following areas: Grounds, Building exterior, Building interior, Equipment/Furnishings, Health/Safety and Sanitation. All department schools should have their annual inspections completed by the second quarter of the school year.

Historically, the majority of the department schools attained inspection assessment points in the following ranges: 9-15, earning a "Satisfactory" rating, and 16-18 points, earning the highest "Very Good" rating.

Note. -- means missing data.



Vital Signs

School Quality Survey

The School Quality Survey (SQS), administered by the Accountability Section, is used for strategic planning and to comply with state accountability requirements.

Percent of Positive Responses

School Quality Survey *		Teachers		Parents		Students	
		School	State	School	State	School	State
Safety	2016	63.5%	74.1%	72.8%	73.6%	65.5%	70.5%
	2017	57.6%	77.0%	82.0%	78.0%	60.7%	70.8%
Well-Being	2016	65.9%	72.9%	80.2%	82.2%	60.6%	65.5%
	2017	73.6%	75.7%	86.5%	83.6%	56.3%	64.8%
Satisfaction	2016	56.5%	59.4%	67.5%	71.0%	63.1%	70.6%
	2017	64.0%	67.3%	79.1%	76.1%	55.2%	70.7%
Involvement/Engagement	2016	63.4%	70.3%	75.7%	67.5%	53.2%	58.7%
	2017	69.0%	72.6%	68.8%	71.2%	44.5%	57.8%

Survey Return Rate **		Teachers		Parents		Students	
		School	State	School	State	School	State
	2016	100.0%	66.7%	21.6%	15.8%	78.4%	68.0%
	2017	100.0%	87.2%	35.2%	18.4%	50.4%	62.2%

* The SQS is completed by students and parents of students in grades 4, 5, 7, 8, 9, and 11 and by all teachers of the school. State Teacher and Parent positive response figures are one of four grade spans (Gr. K to 5/6, Gr. 6/7 to 8, Gr. 9 to 12, and Multi-level) that best correspond to this school's grade span. The Student positive response figures for the State and this school are those of the highest grade level surveyed at this school.

** State Return Rate for Teachers, Parents, and Students are for one of six grade spans (Elementary, Elementary/Middle, Elementary/Middle/High, Middle, Middle/High, High) that corresponds to this school.

Note: In 2015, a revised School Quality Survey (SQS) was administered statewide to students, school staff, and parents. The dimensions, questions, and rating scale differ from the SQS administered in previous years.

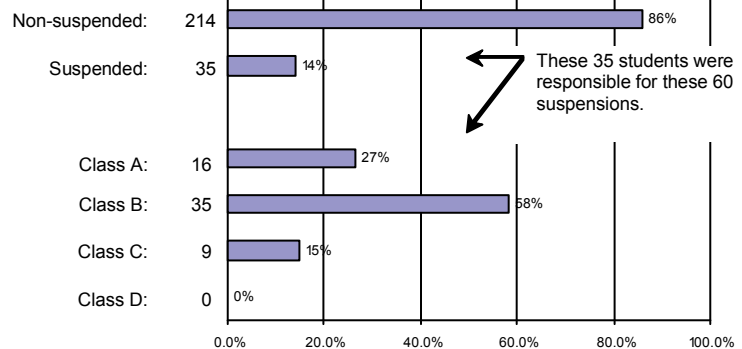
Vital Signs

Student Conduct

Attendance and Absences

School Year			State Standard
2014-15	2015-16	2016-17	
Average Daily Attendance: % (higher is better)			
91.1%	90.8%	89.2%	95.0%
Average Daily Absences: in days (lower is better)			
15.9	16.4	19.0	9

Suspensions, School Year 2016-2017



Examples of class of suspension:

- Class A: Burglary, robbery, sale of dangerous drugs
- Class B: Disorderly conduct, trespassing
- Class C: Class cutting, insubordination, smoking
- Class D: Contraband (e.g. possession of tobacco)

School Completion

School Dropouts

School Year	Number	Percent
2014-15	*	*
2015-16	*	*
2016-17	11	14.6%

The dropout figures are based on the cohort of first-time 9th graders who dropped out prior to graduating.

Graduates and Other Completers

	2014-15	2015-16	2016-17
Total number of Seniors	55	70	66
Percent of Diploma graduates	94.5%	90.0%	93.9%
Percent of Individually Prescribed Program	0.0%	1.4%	3.0%
Percent of school completers	94.5%	91.4%	96.9%

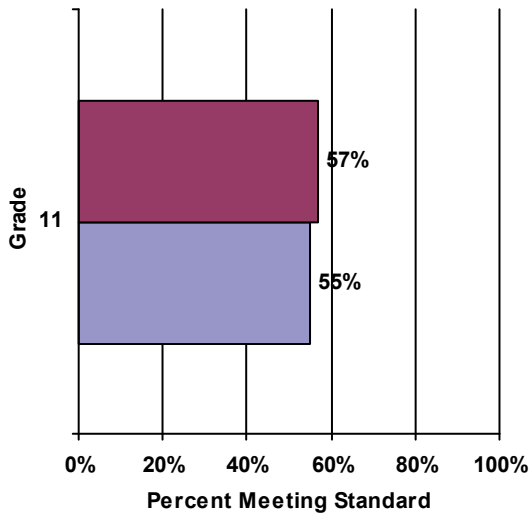
Total number of Freshmen	54	61	56
Percent graduated on time	85.7%	79.2%	74.6%
Freshmen who began high school in school year 2013-14 and graduated in 2016-17.			

Note. -- means missing data.
* means data not reported to maintain student confidentiality (see FERPA).

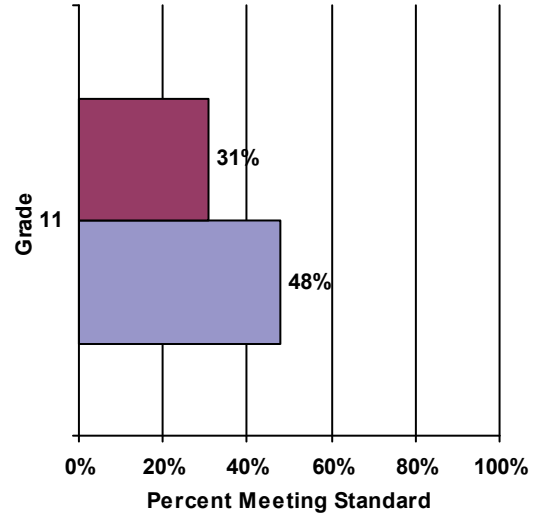
Vital Signs

Hawaii Statewide Assessment Program

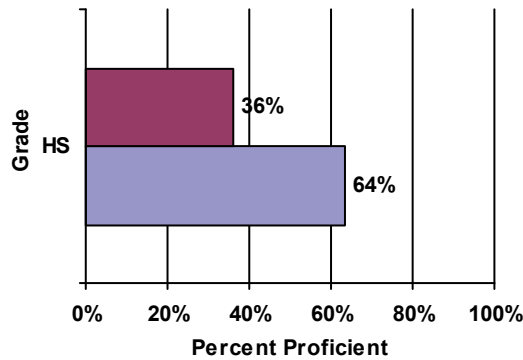
Language Arts/Literacy



Mathematics



HCPS Science



The HCPS Science assessment is given in grades 4 and 8. High School (HS) HCPS Science assessment results are from an end-of-course exam given to high school students enrolled in Biology I.

School
 State

A school's bar may not be shown to maintain student confidentiality (see FERPA).

Other School Information

Kohala High School is accredited by the Accrediting Commission for Schools, Western Association of Schools and Colleges for a period of six years. This school's accreditation term expires in 2019.

Published on November 7, 2017.

Accountability Section, Assessment and Accountability Branch, Office of Strategy, Innovation and Performance, Honolulu, HI: Hawaii State Department of Education.