



# Paauilo Elementary & Intermediate School

School Code: 382

Grades K-9

## School Status and Improvement Report School Year 2016-17



### Contents

<b>Focus on Standards</b>	<b>p. 1</b>
<b>School Description</b>	<b>p. 1</b>
<b>School Setting</b>	<b>pp. 2-3</b>
• Student Profile	
• Community Profile	
<b>School Improvement</b>	<b>p. 4</b>
• Summary of Progress	
<b>School Resources</b>	<b>p. 5</b>
• Certified Staff	
• Facilities	
<b>Vital Signs</b>	<b>pp. 6-8</b>
• School Quality Survey	
• Student Conduct	
• School Retention or Completion	
• Hawaii Statewide Assessment Program	
• Other School Information	

### Focus On Standards

This School Status and Improvement Report has been prepared as part of the Department's education accountability system to provide regular, understandable accounts of our schools' performance and progress, as required by §302A-1004, Hawai'i Revised Statutes.

This report describes the school and its setting; provides information about the school's administrators, teachers, students and facilities; summarizes progress made based on the school's improvement plan; and reports student achievement results along with other vital signs.

### School Description

Pa'auilo Elementary and Intermediate School (PEIS) is the only preschool through ninth grade public school in the state of Hawaii. It is situated in a rural setting on the *Hamakua* Coast of the Island of Hawai'i and has an enrollment of about 199 students. Pa'auilo has received full accreditation from the Western Association of Schools and Colleges (WASC) through 2022.

PEIS is a Title I school and has always celebrated its diversity of student population and course offerings. In the 2016-17 school year, we were able to offer Music, PE, STEM Gardening, Woodshop, Spanish, AVID, Art, Culinary Arts and Technology in addition to the standard array of subject offerings. In the upcoming 2017-18 school year, the school will continue to offer these elective courses for middle school students and will look to expand those offerings further. Pa'auilo will continue to implement the Success For All (SFA) framework using the Wonders textbooks. SFA is a researched-based reading reform model that supports the school academically and structurally in grades K-5 and also supports schoolwide best practices for instruction.

Our school addresses 21<sup>st</sup>-century skills and the Common Core State Standards to include innovation, critical thinking, reading, writing, math global citizenship, sustainability, and STEM curriculum. We empower our students with the ability to discover, inspire, and be innovative in order for them to be competitive in the global society. Students who attend Pa'auilo operate under a set of core values that enable them to define success for themselves in order to achieve their goals for career and/or the college of their choice upon graduation. Curricula is further enriched and differentiated with multiple technology tools. All students have 1:1 devices available with students in grades 5-9 having laptops and elementary classrooms with computer carts and mobile devices. Our classes also have interactive smartboards and/or LCD displays. Students are taught to communicate effectively, think critically, be resilient, have hope and belief in themselves and be able to meet any opportunity with confidence. With challenging inquiry curricula, effective teaching practices and array of comprehensive student support services in place, we support all students. We focus on being student-centered and data-driven and using research-based/ action-oriented practices to advocate for high standards of excellence.

Additional enrichment activities include fieldtrips, cultural performances, school garden, recycling, afterschool programs and track and field. Each fall, Pa'auilo puts on a Blue and White Fair for the community as well as a Winter Program and Spring May Fest. We strive to have each student reach his/her potential intellectually, physically, emotionally and socially. Developing empathetic and respectful students requires a partnership between school and families. Our administration, teachers and staff work collaboratively with parents to create a learning environment where students can thrive.

### School Address:

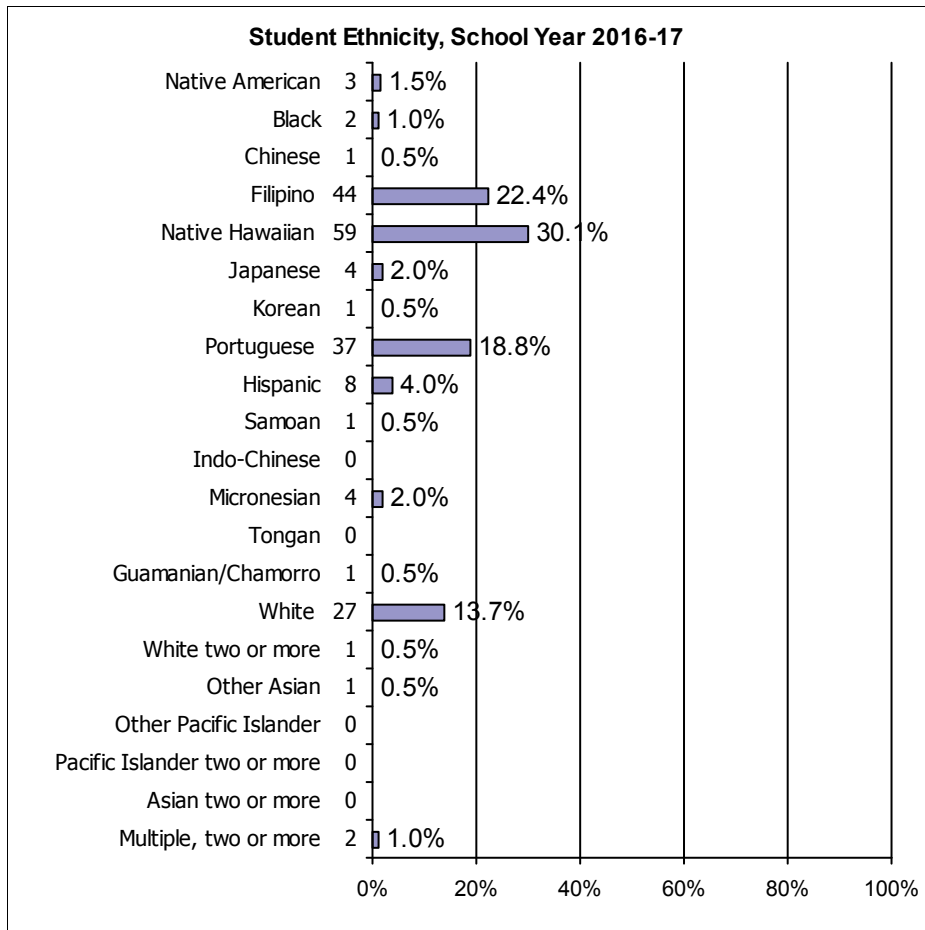
Paauilo Elementary & Intermediate School  
43-1497 Hauola Rd  
Paauilo, Hawaii 96776

## School Setting

### Student Profile

School year	2014-15	2015-16	2016-17		2014-15	2015-16	2016-17
Fall enrollment	228	213	196	Number and percent of students in Special Education programs	18	20	21
					7.8%	9.3%	10.7%
Number and percent of students enrolled for the entire school year	211	193	172	Number and percent of students with limited English proficiency	11	13	*
	92.5%	90.6%	87.7%		4.8%	6.1%	*
Number and percent of students receiving free or reduced-cost lunch	159	150	127				
	69.7%	70.4%	64.7%				

Note. -- means missing data.  
 \* means data not reported to maintain student confidentiality (see FERPA).  
 \*\* means School is participating in the Community Eligibility Provision.



n = 196

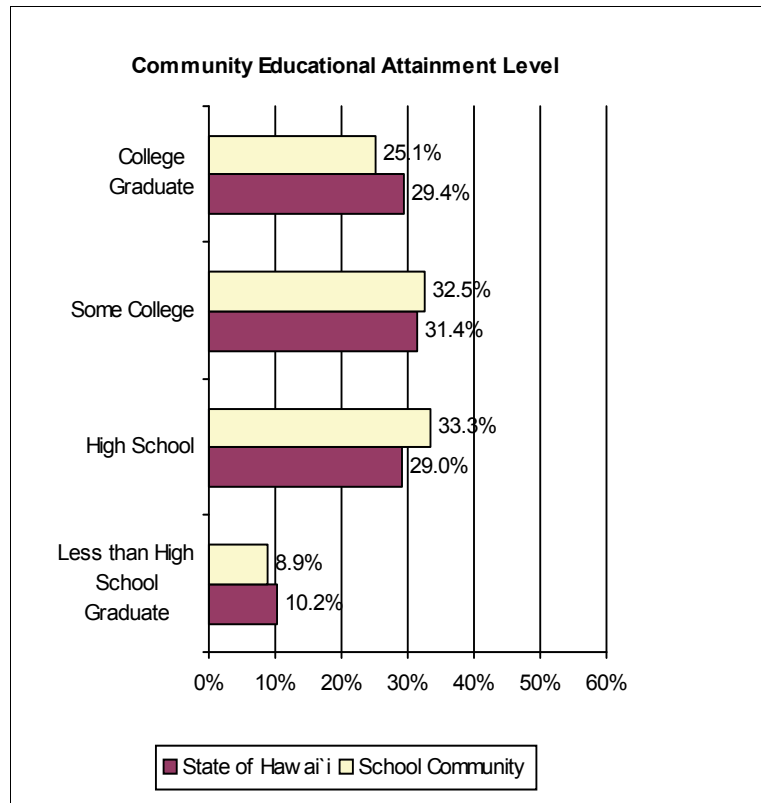
## School Setting

### Community Profile

The *Community Profile* information updated in this school report reflects selected 2010 demographics for the High School Complex (HSC) area in which this school resides. Profile data are based on the 2010 U.S. Census, the American Community Survey (ACS) 2006-2010 five-year estimates (centric to 2008), and the incorporation of Hawaii’s HSC boundary areas with updated 2010 Census geography. Figures for educational attainment and median household income are sample estimates obtained from the ACS, adapted to conform to HSC geography, and should be considered rough approximations of census counts.

**Based on the 2010 U.S. Census**

<b>Honokaa HSC Complex</b>	School Community	State of Hawai'i
Total population	17,179	1,360,301
Percentage of population aged 5-19	21.2%	18.4%
Median age of population	39.5	38.6
Number of family households	4,235	313,907
Median household income	\$68,100	\$66,420



## School Improvement

### Summary of Progress

For School Year (SY) 2016-2017, there were many changes at Pa'auilo Elementary and Intermediate School (PEIS). The new principal began in September, a special education preschool was added to our programming, and three new teachers joined us this year. With all of these changes, there was a need for coming together as one school PreK-9 for faculty, staff and students. We now meet together to begin the week as one school to do our morning protocol, including a chant written especially for our school by No'eau Peralto. We currently use this time to make school wide announcements, celebrate accomplishments and support each other. This time also provides an opportunity for students to take on leadership roles in leading the various components of our protocol.

The school's Instructional Leadership Team (ILT) continued to focus its efforts on improving instruction school wide for the 2016-2017 SY. The focus was based on SBA and STAR scores from 2014-2015 SY and 2016-2017 SY. The team specifically focused on Building Academic Vocabulary to support reading and writing. In addition, Pa'auilo School continued to work on building organizational skills. We implemented an AVID elective for middle school which provided organizational support, academic support and opportunities for college visits as well as participation in the college fair. The ILT progress was notable when comparing data from implementation of building academic vocabulary the previous year. Our next steps are to unitize these vocabulary strategies and others to improve writing as a whole next year.

We continued to focus on student achievement in reading, math and science. We measured and celebrated growth quarterly using our universal screener in reading and math. We remain committed to implementing a successful Response to Intervention (RtI) program school-wide, however, this is a work in progress and continues to be an area of growth for us. We began utilizing the iReady program for both reading and math interventions however we need to take a closer look as to what parts of this program are most effective at meeting the needs of our students as well as other strategies and interventions to ensure growth for all students.

Pa'auilo School has implemented the Success for All (SFA) program for over 14 years and regroups students quarterly for a ninety minute block. In 2016-2017, we implemented traditional SFA in grades K and 1 and used the SFA structure and the Reading Wonders materials for Reading in grades 2-5. We also implemented the Lucy Calkins curriculum for writing and found it to be significantly more rigorous while providing a clear progression in writing expectations from grades K-5. The middle level grades (6-9) have fully implemented the SpringBoard curriculum for ELA. We will continue to build vertical progression of writing expectations from grades K-9.

Pa'auilo School has fully implemented Stepping Stones for math in the elementary and GO Math in the middle school. Our school also continued to receive support through the Power Teaching Math (PTM) grant and the providers supported all teachers on campus who were interested in implementing PTM.

Teachers continue to articulate weekly in Data Teams in 2016-2017. Moving forward, PEIS will continue to provide time for teachers to meet weekly as a means of supporting our student growth as well as to utilize the strengths of our faculty to learn and grow professionally. We will continue to clarify expectations on how to utilize classroom and school data to plan for instruction and interventions in an effort to increase student achievement and decrease the achievement gap. The support of our complex science resource teacher to meet with data teams is helping us to move forward with the implementation of STEM and NGSS,

Our new teachers were assigned mentors to support them as a part of induction and mentoring. As we continue to experience change in faculty members, we will need to increase the number of trained mentors on campus. Next year, the addition of a vice principal and the reestablishment of a non-classroom curriculum coordinator will also help with the coaching of new staff members.

School Resources

Certified Staff

Teaching Staff

<b>Total Full-Time Equivalent (FTE)</b>		13.0
Regular Instruction, FTE	92.3%	12.0
Special Instruction, FTE	7.6%	1.0
Supplemental Instruction, FTE	0.0%	0.0
Teacher headcount		13
Teachers with 5 or more years at this school		3
Teachers' average years of experience		11.2
Teachers with advanced degrees		5

Professional Teacher Credentials

Fully licensed	100.0%	13
Emergency hires	0.0%	0

Students per Teaching Staff \*

Regular Instruction	14.5
Special Instruction	21.0

\* These figures do not indicate class size.

Administrative and Student Services Staff

Administration, FTE *	2.5
Librarians, FTE	0.0
Counselors, FTE	1.0
Number of principals at this school in the last five years	3

\* Administration includes Principals, Vice-Principals, Student Activity Coordinators, Student Services Coordinators, Registrars, and Athletic Directors

Facilities

School Year Ending 2017

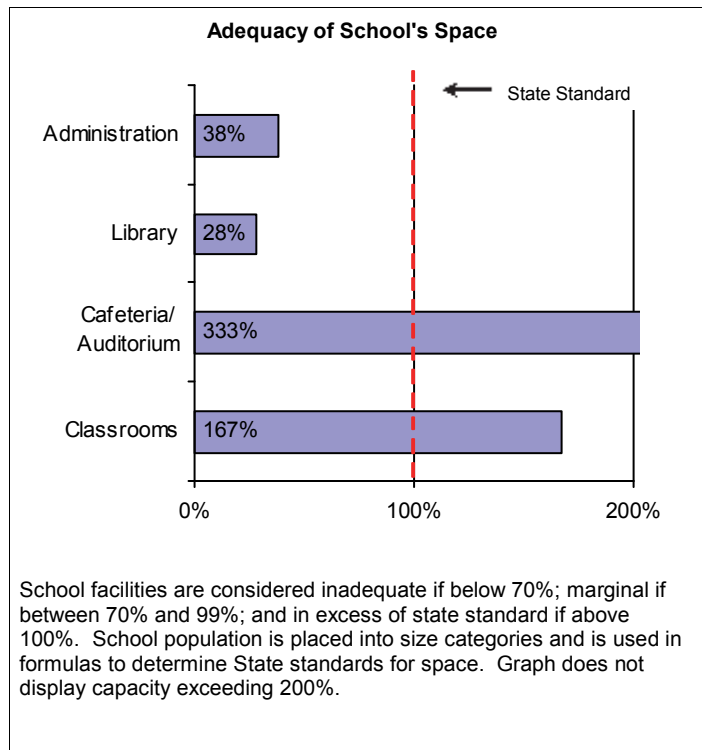
Classrooms available	17
Number of classrooms short (-) or over (+)	0

School facilities inspection results

From the 2011 school year, school facilities inspection data are no longer available at the state level. Department schools are still required to do an annual assessment of its facilities in the following areas: Grounds, Building exterior, Building interior, Equipment/Furnishings, Health/Safety and Sanitation. All department schools should have their annual inspections completed by the second quarter of the school year.

Historically, the majority of the department schools attained inspection assessment points in the following ranges: 9-15, earning a "Satisfactory" rating, and 16-18 points, earning the highest "Very Good" rating.

Note. -- means missing data.



**Vital Signs**

**School Quality Survey**

The School Quality Survey (SQS), administered by the Accountability Section, is used for strategic planning and to comply with state accountability requirements.

**Percent of Positive Responses**

School Quality Survey *		Teachers		Parents		Students	
		School	State	School	State	School	State
Safety	2016	91.6%	66.5%	73.4%	72.9%	71.6%	70.5%
	2017	73.2%	69.9%	83.2%	72.6%	50.0%	70.8%
Well-Being	2016	81.2%	66.9%	87.1%	85.8%	68.3%	65.5%
	2017	70.8%	70.3%	93.1%	84.8%	100.0%	64.8%
Satisfaction	2016	55.0%	55.7%	68.1%	66.5%	66.0%	70.6%
	2017	56.6%	62.3%	82.2%	69.4%	60.0%	70.7%
Involvement/Engagement	2016	70.0%	62.7%	78.0%	72.7%	69.2%	58.7%
	2017	61.6%	69.1%	89.1%	72.7%	75.0%	57.8%

Survey Return Rate **		Teachers		Parents		Students	
		School	State	School	State	School	State
	2016	26.6%	58.8%	23.9%	22.7%	93.4%	73.3%
	2017	92.3%	73.5%	39.0%	20.6%	85.0%	58.4%

\* The SQS is completed by students and parents of students in grades 4, 5, 7, 8, 9, and 11 and by all teachers of the school. State Teacher and Parent positive response figures are one of four grade spans (Gr. K to 5/6, Gr. 6/7 to 8, Gr. 9 to 12, and Multi-level) that best correspond to this school's grade span. The Student positive response figures for the State and this school are those of the highest grade level surveyed at this school.

\*\* State Return Rate for Teachers, Parents, and Students are for one of six grade spans (Elementary, Elementary/Middle, Elementary/Middle/High, Middle, Middle/High, High) that corresponds to this school.

Note: In 2015, a revised School Quality Survey (SQS) was administered statewide to students, school staff, and parents. The dimensions, questions, and rating scale differ from the SQS administered in previous years.

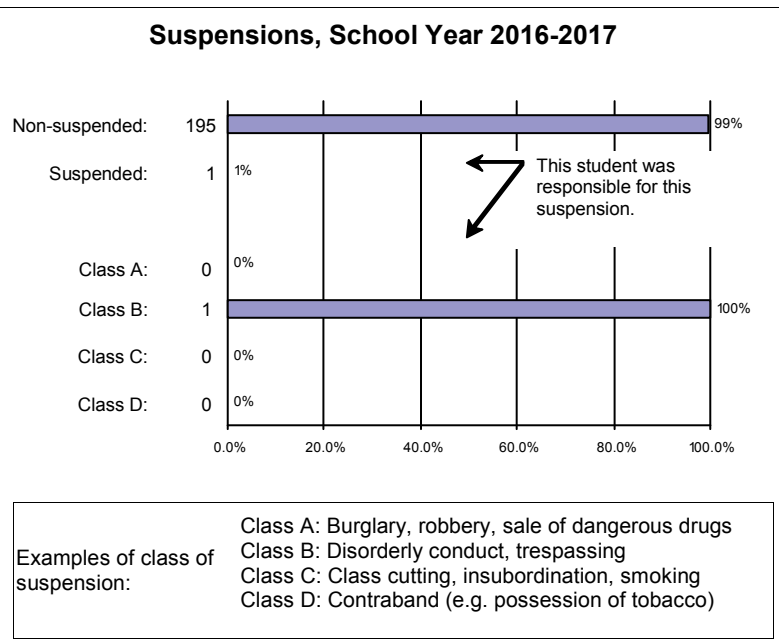
## Vital Signs

### Student Conduct

#### Attendance and Absences

School Year			
2014-15	2015-16	2016-17	<b>State Standard</b>
<b>Average Daily Attendance: %</b> (higher is better)			
93.8%	93.8%	92.5%	<b>95.0%</b>
<b>Average Daily Absences: in days</b> (lower is better)			
11.0	11.0	13.1	<b>9</b>

#### Suspensions, School Year 2016-2017



### School Retention

Retention for elementary schools include students who were retained (kept back a grade) in all grades except kindergarten. Retention for middle/intermediate/K-8 schools include only eighth graders who were not promoted to ninth grade.

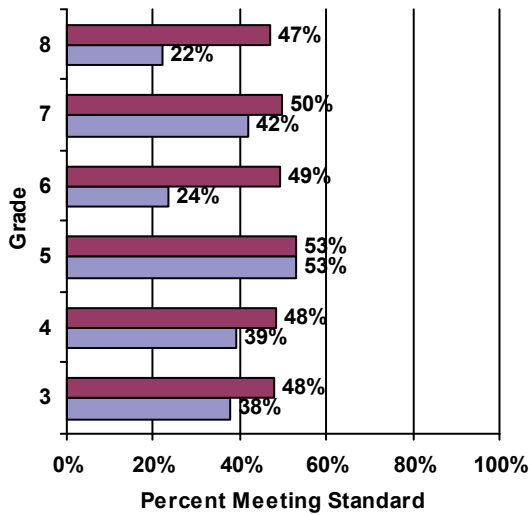
	Retention		
	2015	2016	2017
Total number of students	17	14	14
Percent retained in grade	0%	0%	0%

Note. -- means missing data.  
 \* means data not reported to maintain student confidentiality (see FERPA).

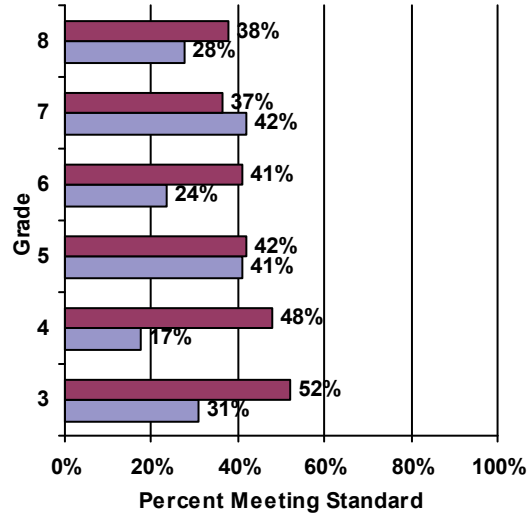
# Vital Signs

## Hawaii Statewide Assessment Program

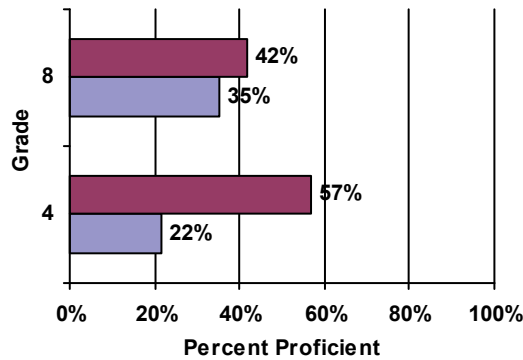
**Language Arts/Literacy**



**Mathematics**



**HCPS Science**



The HCPS Science assessment is given in grades 4 and 8. High School (HS) HCPS Science assessment results are from an end-of-course exam given to high school students enrolled in Biology I.



A school's bar may not be shown to maintain student confidentiality (see FERPA).

## Other School Information

Paaulo Elementary & Intermediate School is accredited by the Accrediting Commission for Schools, Western Association of Schools and Colleges for a period of six years. This school's accreditation term expires in 2022.

Published on November 7, 2017.

Accountability Section, Assessment and Accountability Branch, Office of Strategy, Innovation and Performance, Honolulu, HI: Hawaii State Department of Education.