



# Waiakeawaena Elementary School

School Code: 386

Grades K-5

## School Status and Improvement Report School Year 2016-17



### Contents

**Focus on Standards** p. 1

**School Description** p. 1

**School Setting** pp. 2-3

- Student Profile
- Community Profile

**School Improvement** p. 4

- Summary of Progress

**School Resources** p. 5

- Certified Staff
- Facilities

**Vital Signs** pp. 6-8

- School Quality Survey
- Student Conduct
- School Retention or Completion
- Hawaii Statewide Assessment Program
- Other School Information

### School Address:

Waiakeawaena Elementary School  
2420 Kilauea Avenue  
Hilo, Hawaii 96720

### Focus On Standards

This School Status and Improvement Report has been prepared as part of the Department's education accountability system to provide regular, understandable accounts of our schools' performance and progress, as required by §302A-1004, Hawai'i Revised Statutes.

This report describes the school and its setting; provides information about the school's administrators, teachers, students and facilities; summarizes progress made based on the school's improvement plan; and reports student achievement results along with other vital signs.

### School Description

Waiākeawaena Elementary School is a Pre K-5 Title I school serving a culturally diverse student population. Founded in 1915, it is one of the largest elementary schools on the Big Island with a current enrollment of approximately 715 students. Our students are predominantly Native Hawaiian, but our teachers serve a wide range of ethnicities and socioeconomic groups.

We are located in an urban area of Hilo with our campus encompassing 8 acres of which 3.75 acres are strictly for school use. The remaining 4.25 acres are used as a playground for the school and is shared with the County of Hawaii.

Some programs that make Waiākeawaena unique are the science and math gifted and talented program, our Kāko`o Project values-based support program for students and staff, and our Ho`oulu `Ike After School Enrichment Program. Our academics are enhanced through responsible and ethical use of technology while maintaining the face-to-face instruction that is integral to the elementary school experience. In addition, our school wide Response to Intervention (RtI) Program targets groups of students needing specific interventions. Waiākeawaena is also proud to support the only public school elementary band program in the State of Hawaii which is led by Mr. Kudo.

Our strong commitment to academics is evident in the professional development opportunities provided throughout the year that keep our teachers abreast of current issues and trends in education. We are also focused on using data to make program and financial decisions that always take in to account the best interests of our students first.

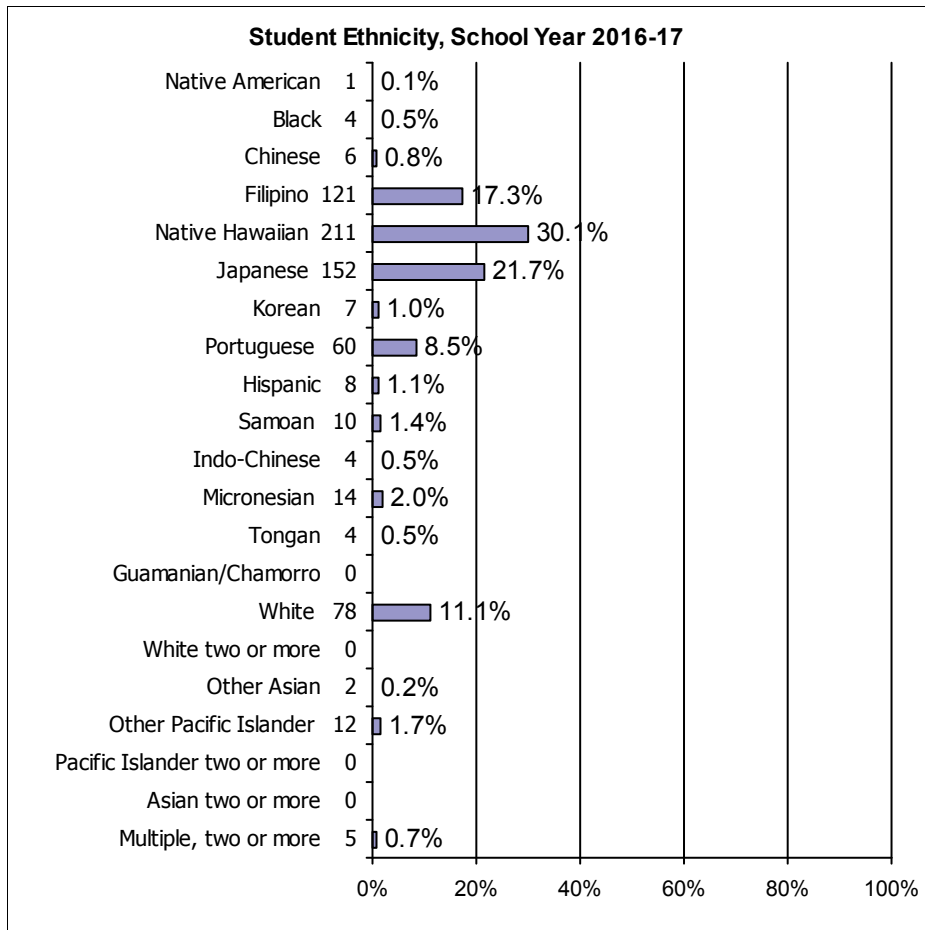
We are also committed to providing a positive, safe learning environment that focuses on whole child development; academic, behavioral and social-emotional learning. These efforts are strengthened by the school's Kāko`o Project and Ke Ala Waiākeawaena, an outcomes-oriented process used throughout the school. Both of these schoolwide programs along with staff support help to create an environment that nurtures student development and conveys high expectations for all.

## School Setting

### Student Profile

School year	2014-15	2015-16	2016-17		2014-15	2015-16	2016-17
Fall enrollment	657	701	699	Number and percent of students in Special Education programs	58	56	64
					8.8%	7.9%	9.1%
Number and percent of students enrolled for the entire school year	627	655	661	Number and percent of students with limited English proficiency	19	15	22
	95.4%	93.4%	94.5%		2.8%	2.1%	3.1%
Number and percent of students receiving free or reduced-cost lunch	397	428	417				
	60.4%	61.0%	59.6%				

Note. -- means missing data.  
 \* means data not reported to maintain student confidentiality (see FERPA).  
 \*\* means School is participating in the Community Eligibility Provision.



n = 699

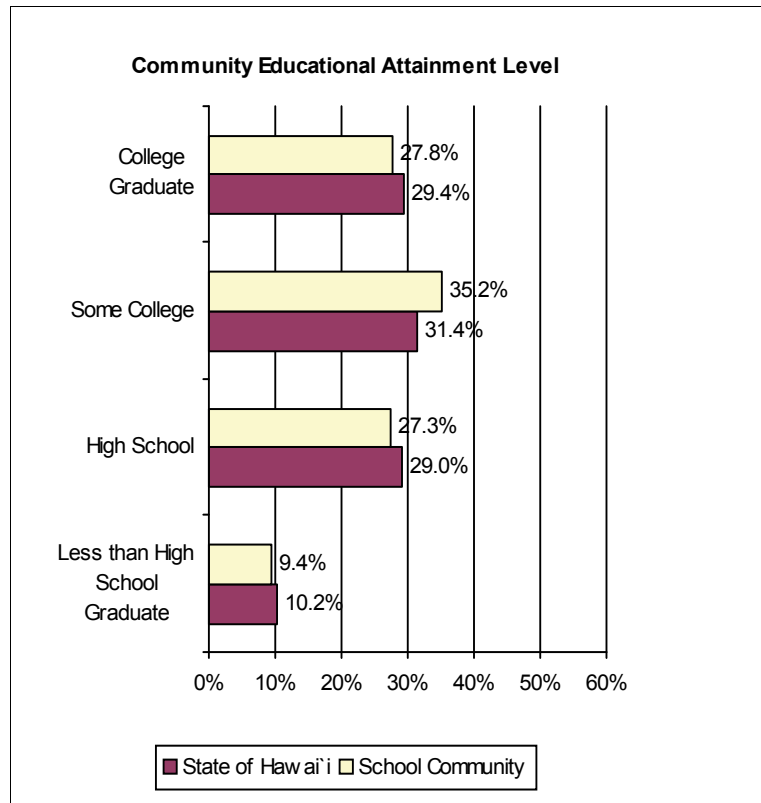
## School Setting

### Community Profile

The *Community Profile* information updated in this school report reflects selected 2010 demographics for the High School Complex (HSC) area in which this school resides. Profile data are based on the 2010 U.S. Census, the American Community Survey (ACS) 2006-2010 five-year estimates (centric to 2008), and the incorporation of Hawaii’s HSC boundary areas with updated 2010 Census geography. Figures for educational attainment and median household income are sample estimates obtained from the ACS, adapted to conform to HSC geography, and should be considered rough approximations of census counts.

**Based on the 2010 U.S. Census**

<b>Waiakea HSC Complex</b>	School Community	State of Hawai'i
Total population	22,351	1,360,301
Percentage of population aged 5-19	19.5%	18.4%
Median age of population	39.7	38.6
Number of family households	5,342	313,907
Median household income	\$58,258	\$66,420



## School Improvement

### Summary of Progress

To address the needs identified from the 2015 Strive HI Performance Report, Waiākeawaena's 5-Year School Improvement Plan was revised. The plan addressed the three areas of the State's Strategic Plan: Student and Staff Success and Successful Systems of Support. The following progress has been made in each area contributing to increased success at Waiākeawaena Elementary:

#### Student Success:

- The school's Academic Review Team (ART) meets weekly to review the school's progress on the 6 State Initiatives and 1 Complex Initiative (STEM) plus technology.
- In SY16-17, all students in Grades K-5 participated in Response to Intervention (RtI). Teachers implemented RtI in Language Arts 4x/week during a school wide dedicated RtI block. Multiple sources of data (including STAR, the school's universal screener) were used to group students and identify focus skills/standards to be addressed through research-based strategies.
- Articulation for teachers continued to allow common meeting times for each grade level during the school day (WASC recommendation). Teachers use the time to meet in Data Teams, analyze data and determine effective instructional strategies to increase student achievement. Articulation time is also used to support RtI implementation.
- Each grade level reviewed Language Arts and Math pacing guides to continue to improve the effectiveness of the delivery of the Reading Wonders and Stepping Stones curricula.
- 100% of classrooms participate in the Junior Achievement (JA) program, bringing in parents and/or volunteer community members to facilitate lessons in economics.
- Students in Grades 3-5 participate in service projects and the school continues to participate in various activities that benefit the Hilo/Waiākea community.
- All students and staff follow Waiākeawaena's Kāko`o Project, which identifies 5 core values, that are the basis for Student & Employee of the Month selections, character education, Caught Being Good Incentives and help to promote appropriate behavioral and social-emotional development.
- During SY16-17, Waiākeawaena implemented its attendance initiative #OTED (On Time, Every Day). Monthly newsletters, website information and classroom correspondence all stressed the importance of regular attendance, especially at the foundational level of education.

#### Staff Success:

- New teachers to Waiākeawaena are provided the opportunity to participate in the HW Complex Induction and Mentoring Program. A New Teach Binder was also created to support new teachers needs and give them information about the programs available at the school.
- Grade Level Chairs (GLC) provide support in operations and instruction, while Grade Level Supports (GLS) provide additional support with curriculum, instruction, assessment and professional development (PD).
- PD is provided to all teachers to ensure they are up to date in the field of education and understand the needs of the school. All teachers participate in In-House PD sessions aligned to the 5-Year Plan and are encouraged to attend District and State sponsored workshops to further their own learning and improve their craft.
- During weekly faculty meetings, teachers participate in Kaiao (the sharing of best practices) to encourage collaboration and the use of effective programs/strategies to help students succeed.
- Waiākeawaena also works with District personnel to offer specific training to Educational Assistants and other support staff on campus.

#### Successful Systems of Support:

- The Parent Community Network Coordinator (PCNC) continues to publish the Nā Leo monthly newsletter to keep parents informed about happenings at the school.
- The newly updated website is an additional avenue of communication for parents and community members.
- The school continues to utilize the Synvoice system as a mass communication tool.
- During SY2016-2017, the school added instagram, Facebook and Twitter as means to communicate with the school community.
- Critical information is communication to school staff using multiple avenues including Lotus Notes and Google Apps for Education (GAPE).
- Waiākeawaena is 1:1 device school. Students in Pre-K-2 use mini iPads and students in Grades 3-5 use laptops to support the digital component of Reading Wonders and to learn necessary 21st Century Skills. The school's Technology Plan was updated to continue to maintain digital support for students and staff and the school's Future Ready Plan was revised to support digital citizenship, digital proficiency and digital learning.
- Teachers continue to use mini iPads to document learning and use them along with Apple TVs to enhance learning and engagement for students.
- During SY2016-2017, teachers in each grade level piloted the use of Bright Links interactive projectors to further increase student engagement in lessons.
- The PTA Board meets monthly and general PTA meeting are held quarterly to support parent involvement in school activities and support student development.
- The School Community Council (SCC) meets monthly for board meetings and twice a year for community meetings. During SY2016-2017, the SCC initiated a move toward school uniform shirts, which will be implemented during the 2017-2018 school year.
- School improvement efforts are ongoing as we continue to development the whole child and strive for increased student success.

**School Resources**

**Certified Staff**

**Teaching Staff**

<b>Total Full-Time Equivalent (FTE)</b>		46.0
Regular Instruction, FTE	78.2%	36.0
Special Instruction, FTE	19.5%	9.0
Supplemental Instruction, FTE	2.1%	1.0
Teacher headcount		46
Teachers with 5 or more years at this school		28
Teachers' average years of experience		12.9
Teachers with advanced degrees		13

**Professional Teacher Credentials**

Fully licensed	100.0%	46
Emergency hires	0.0%	0

**Students per Teaching Staff \***

Regular Instruction	17.6
Special Instruction	7.1

\* These figures do not indicate class size.

**Administrative and Student Services Staff**

Administration, FTE *	3.0
Librarians, FTE	0.0
Counselors, FTE	2.0
Number of principals at this school in the last five years	2

\* Administration includes Principals, Vice-Principals, Student Activity Coordinators, Student Services Coordinators, Registrars, and Athletic Directors

**Facilities**

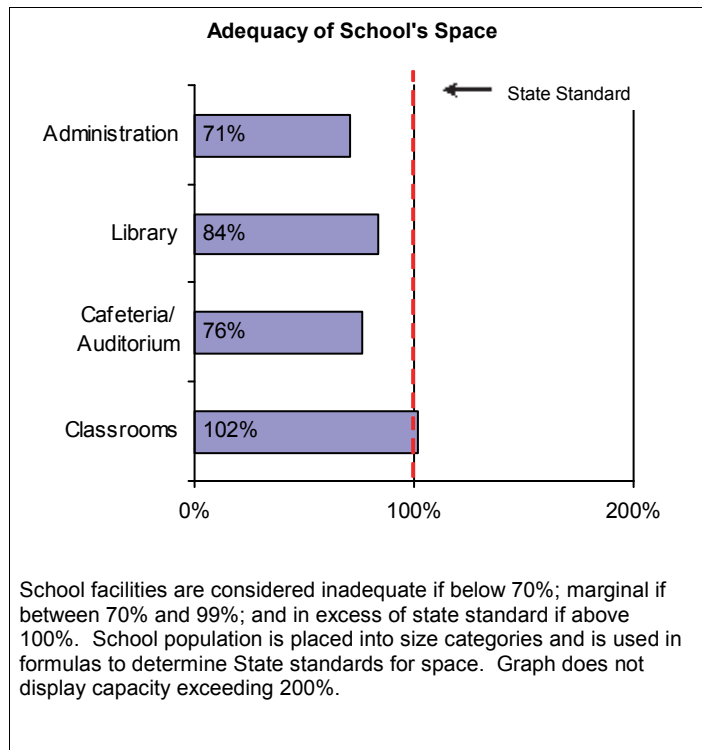
School Year Ending 2017

Classrooms available	41
Number of classrooms short (-) or over (+)	-11

**School facilities inspection results**

From the 2011 school year, school facilities inspection data are no longer available at the state level. Department schools are still required to do an annual assessment of its facilities in the following areas: Grounds, Building exterior, Building interior, Equipment/Furnishings, Health/Safety and Sanitation. All department schools should have their annual inspections completed by the second quarter of the school year.

Historically, the majority of the department schools attained inspection assessment points in the following ranges: 9-15, earning a "Satisfactory" rating, and 16-18 points, earning the highest "Very Good" rating.



Note. -- means missing data.

**Vital Signs**

**School Quality Survey**

The School Quality Survey (SQS), administered by the Accountability Section, is used for strategic planning and to comply with state accountability requirements.

**Percent of Positive Responses**

School Quality Survey *		Teachers		Parents		Students	
		School	State	School	State	School	State
Safety	2016	81.7%	78.9%	84.3%	86.6%	71.4%	76.5%
	2017	85.1%	81.0%	85.2%	88.1%	71.8%	76.1%
Well-Being	2016	81.4%	77.0%	91.4%	92.6%	78.3%	77.9%
	2017	85.7%	78.5%	91.3%	93.3%	74.1%	77.8%
Satisfaction	2016	66.5%	67.7%	79.2%	83.6%	88.0%	88.1%
	2017	68.0%	74.9%	81.2%	86.8%	83.1%	88.1%
Involvement/Engagement	2016	74.3%	74.0%	84.0%	87.3%	78.1%	79.5%
	2017	78.8%	75.8%	85.0%	88.5%	71.4%	79%

Survey Return Rate **		Teachers		Parents		Students	
		School	State	School	State	School	State
	2016	87.2%	77.8%	39.3%	35.2%	91.9%	85.4%
	2017	77.7%	83.2%	45.3%	35.8%	89.4%	79.3%

\* The SQS is completed by students and parents of students in grades 4, 5, 7, 8, 9, and 11 and by all teachers of the school. State Teacher and Parent positive response figures are one of four grade spans (Gr. K to 5/6, Gr. 6/7 to 8, Gr. 9 to 12, and Multi-level) that best correspond to this school's grade span. The Student positive response figures for the State and this school are those of the highest grade level surveyed at this school.

\*\* State Return Rate for Teachers, Parents, and Students are for one of six grade spans (Elementary, Elementary/Middle, Elementary/Middle/High, Middle, Middle/High, High) that corresponds to this school.

Note: In 2015, a revised School Quality Survey (SQS) was administered statewide to students, school staff, and parents. The dimensions, questions, and rating scale differ from the SQS administered in previous years.

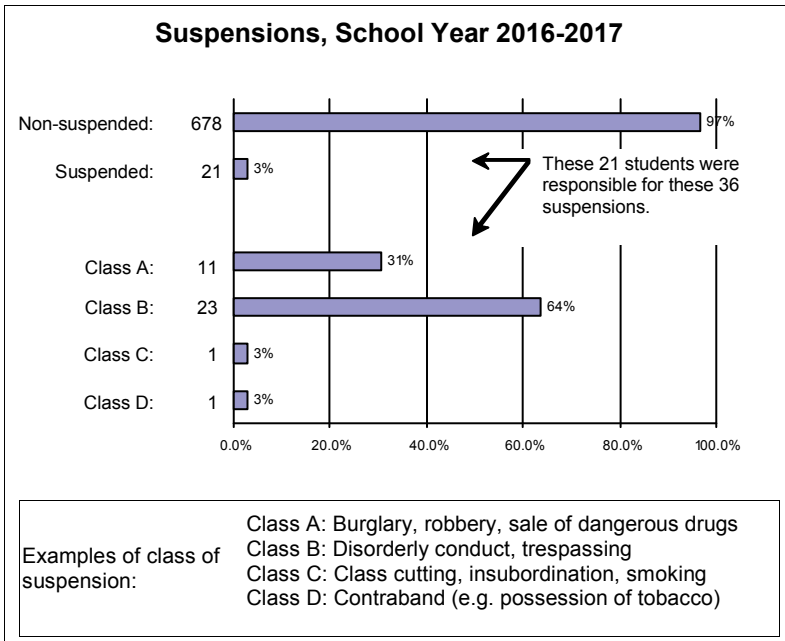
## Vital Signs

### Student Conduct

#### Attendance and Absences

School Year		
2014-15	2015-16	2016-17
		<b>State Standard</b>
<b>Average Daily Attendance: %</b> (higher is better)		
94.7%	94.5%	94.3%
		<b>95.0%</b>
<b>Average Daily Absences: in days</b> (lower is better)		
9.4	9.7	10.1
		<b>9</b>

#### Suspensions, School Year 2016-2017



Examples of class of suspension:

- Class A: Burglary, robbery, sale of dangerous drugs
- Class B: Disorderly conduct, trespassing
- Class C: Class cutting, insubordination, smoking
- Class D: Contraband (e.g. possession of tobacco)

### School Retention

Retention for elementary schools include students who were retained (kept back a grade) in all grades except kindergarten. Retention for middle/intermediate/K-8 schools include only eighth graders who were not promoted to ninth grade.

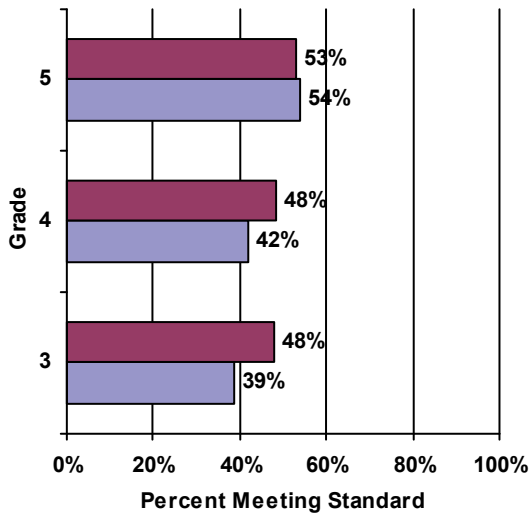
	Retention		
	2015	2016	2017
Total number of students	593	579	589
Percent retained in grade	0%	0%	0%

Note. -- means missing data.  
\* means data not reported to maintain student confidentiality (see FERPA).

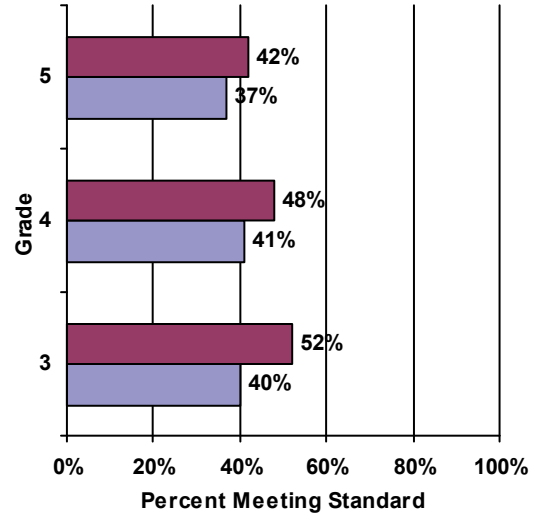
# Vital Signs

## Hawaii Statewide Assessment Program

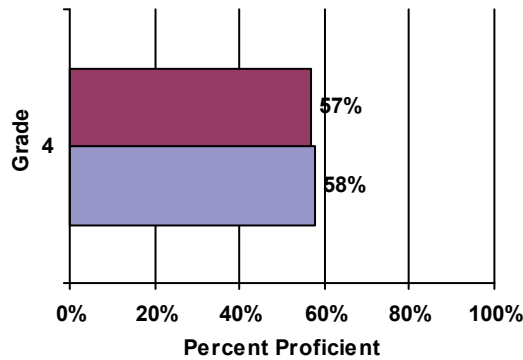
**Language Arts/Literacy**



**Mathematics**



**HCPS Science**



The HCPS Science assessment is given in grades 4 and 8. High School (HS) HCPS Science assessment results are from an end-of-course exam given to high school students enrolled in Biology I.



A school's bar may not be shown to maintain student confidentiality (see FERPA).

## Other School Information

Waiakeawaena Elementary School is accredited by the Accrediting Commission for Schools, Western Association of Schools and Colleges for a period of six years. This school's accreditation term expires in 2021.

Published on November 7, 2017.

Accountability Section, Assessment and Accountability Branch, Office of Strategy, Innovation and Performance, Honolulu, HI:  
Hawaii State Department of Education.