



Waiakea High School

School Code: 389

Grades 9-12

School Status and Improvement Report School Year 2016-17



Contents

Focus on Standards	p. 1
School Description	p. 1
School Setting	pp. 2-3
• Student Profile	
• Community Profile	
School Improvement	p. 4
• Summary of Progress	
School Resources	p. 5
• Certified Staff	
• Facilities	
Vital Signs	pp. 6-8
• School Quality Survey	
• Student Conduct	
• School Retention or Completion	
• Hawaii Statewide Assessment Program	
• Other School Information	

School Address:

Waiakea High School
155 W. Kawili Street
Hilo, Hawaii 96720

Focus On Standards

This School Status and Improvement Report has been prepared as part of the Department's education accountability system to provide regular, understandable accounts of our schools' performance and progress, as required by §302A-1004, Hawai'i Revised Statutes.

This report describes the school and its setting; provides information about the school's administrators, teachers, students and facilities; summarizes progress made based on the school's improvement plan; and reports student achievement results along with other vital signs.

School Description

Waiakea High School is a smaller learning community (SLC) high school located on the Big Island of Hawaii directly across from the University of Hawaii-Hilo campus. The school is in continuous improvement and uses the smaller learning community (SLC) design as its restructuring model with the Hilo-Waiakea Complex as its provider.

The Hawaii Academies Consortium of 14 public high schools in the State of Hawaii supports the SLC design of the high school. The goal of the Hawaii Academy is to provide systematic support to meet the Hawai'i Department of Education vision and mission by expanding smaller learning communities in Hawaii to prepare all students for college and careers.

The school is organized into five SLC academies. All students are enrolled in the Freshmen Academy in the 9th grade then choose one of 4 career-themed academies in the 10th grade year. These academies are Health, Public Services, Business-Engineering-Science & Technology (BEST), and Sustainability through Traditions, Arts & Recreation (STAR). Professional development occurs throughout the year to increase the efficiency of the SLCs within the school. Emphasis is on instructional practices, personalization, and college-and-career strategies.

The educational framework of Waiakea High School is based upon research-based strategies for math and literacy that will strengthen effective teaching and learning:

- ❑ SLCs that heterogeneously group students according to career interests.
- ❑ Full inclusion of special populations in core classes with support through co-teaching and differentiated instruction.
- ❑ Implementation of AVID beginning in the 10th grade with AVID instructional strategies embedded throughout the whole school.
- ❑ Implementation of standards-based math in Algebra and Geometry instruction.
- ❑ Relevancy in education through academy capstone senior projects.
- ❑ Increasing student enrollment in accelerated learning options which promote post-secondary education while still in high school: AP, Running Start, and Early College.

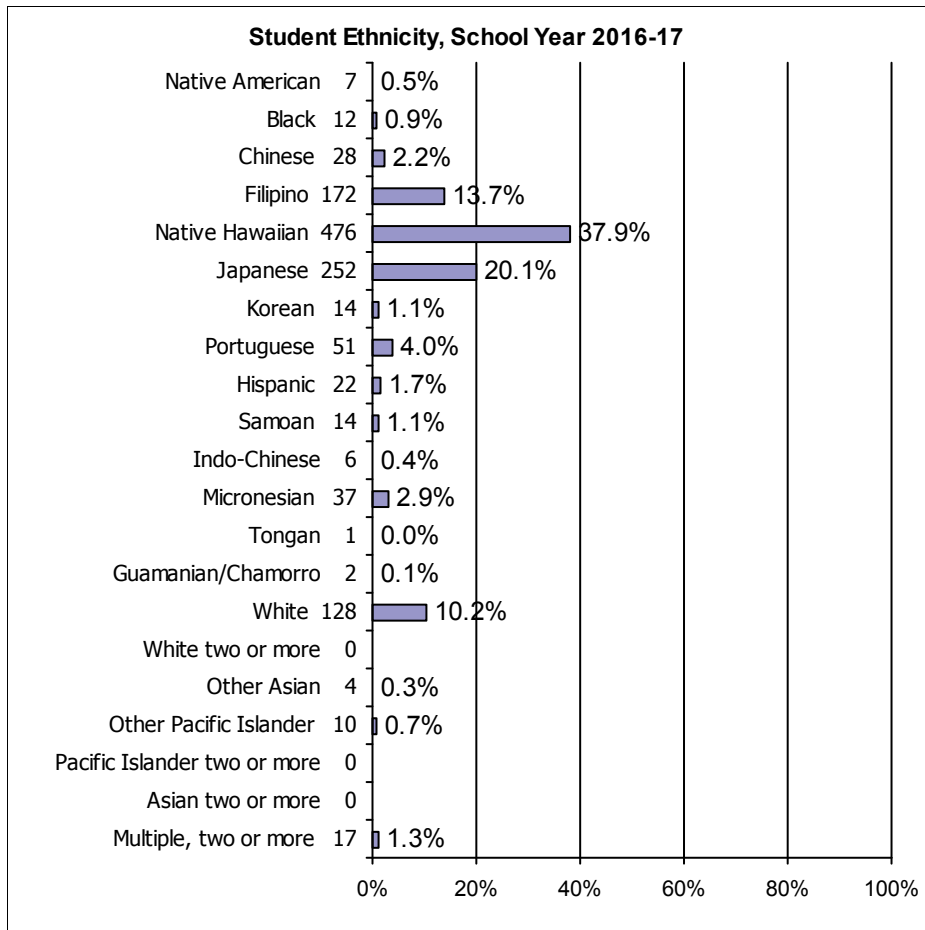
Waiakea High School was awarded a six-year term of accreditation in 2012. The mid-term progress report was submitted in June 2015.

School Setting

Student Profile

School year	2014-15	2015-16	2016-17		2014-15	2015-16	2016-17
Fall enrollment	1219	1197	1253	Number and percent of students in Special Education programs	168	160	140
					13.7%	13.3%	11.1%
Number and percent of students enrolled for the entire school year	1143	1126	1185	Number and percent of students with limited English proficiency	15	*	15
	93.7%	94.0%	94.5%		1.2%	*	1.1%
Number and percent of students receiving free or reduced-cost lunch	587	584	573				
	48.1%	48.7%	45.7%				

Note. -- means missing data.
 * means data not reported to maintain student confidentiality (see FERPA).
 ** means School is participating in the Community Eligibility Provision.



n = 1253

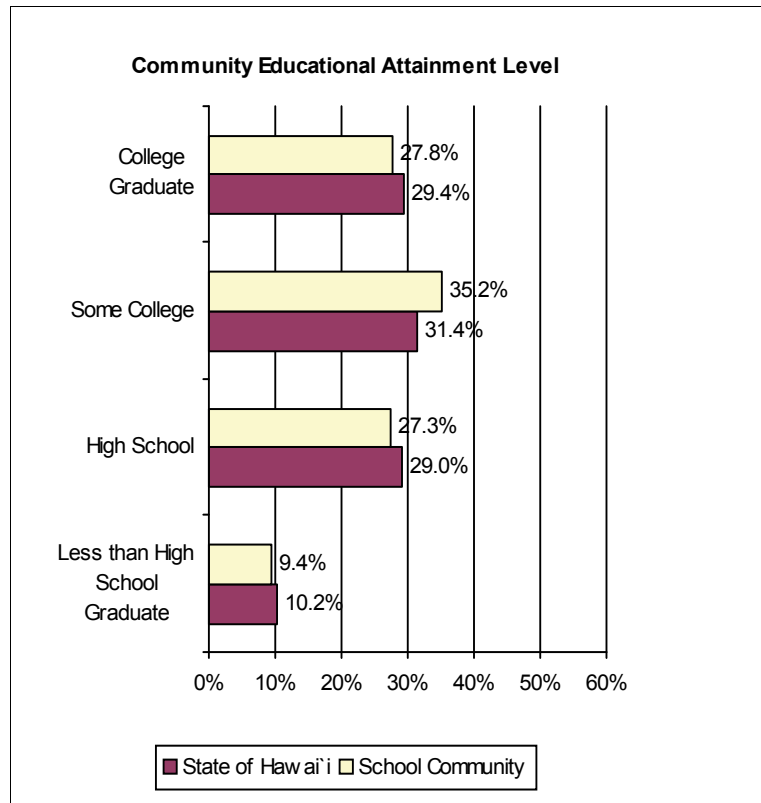
School Setting

Community Profile

The *Community Profile* information updated in this school report reflects selected 2010 demographics for the High School Complex (HSC) area in which this school resides. Profile data are based on the 2010 U.S. Census, the American Community Survey (ACS) 2006-2010 five-year estimates (centric to 2008), and the incorporation of Hawaii’s HSC boundary areas with updated 2010 Census geography. Figures for educational attainment and median household income are sample estimates obtained from the ACS, adapted to conform to HSC geography, and should be considered rough approximations of census counts.

Based on the 2010 U.S. Census

Waiakea HSC Complex	School Community	State of Hawai'i
Total population	22,351	1,360,301
Percentage of population aged 5-19	19.5%	18.4%
Median age of population	39.7	38.6
Number of family households	5,342	313,907
Median household income	\$58,258	\$66,420



School Improvement

Summary of Progress

STANDARDS IMPLEMENTATION AND SCHOOL IMPROVEMENT:

Based upon Strive HI School Performance report, Waiakea High School is in Continuous Improvement.

Focus on school improvement is driven by:

- **Smaller Learning Communities:** Personalizing the education of each student is an important focus at Waiakea High School. By designing the school organizational structure into academies, students are supported by significant adult advisors/advocates throughout the school and develop personal guidance plans to reach his/her potential.
 - Academies include:
 - Freshman Academy for all 9th Graders
 - Business, Engineering, Science & Technology (BEST) Academy
 - Health Academy
 - Public Services Academy
 - Sustainability through Traditions, Arts, and Recreation Academy (STAR)
- **Title I:** In the 2017-18 school year, Waiakea High School did not qualify for Title I funds. The Title I Program has played a major role in providing supplemental academic supports for the success of Waiākea High School's students. However, Waiākea High School continues to refine and extend its programs and supports to meet students' diverse academic needs.
- **Differentiated Instruction and Co-Teaching:** Differentiation paired with co-teacher models allows for successful SPED, ELL, and PSSAS inclusion in core classes.
- **College, Career and Community Focus:** Through accelerated learning opportunities, students are encouraged to enroll in AP, Running Start and Early College for dual credit options. Advancement Via Individual Determination (AVID) elective classes help to support college-bound students.
- **Advisory Period and Student Supports:** There is a weekly advisory period (20 minutes) for all students. In school year 2016-2017, we implemented Transition to High School course for all 9th graders. In addition, there are student support programs available such as (1) Resource Program with advisors and tutors, (2) Resource Room lab, (3) math and language labs, (4) after school credit recovery opportunities (PLATO), and (5) Summer Bridge Enrichment Program for incoming grade 9 students.

School Resources

Certified Staff

Teaching Staff

Total Full-Time Equivalent (FTE)		78.0
Regular Instruction, FTE	76.9%	60.0
Special Instruction, FTE	20.5%	16.0
Supplemental Instruction, FTE	2.5%	2.0
Teacher headcount		78
Teachers with 5 or more years at this school		50
Teachers' average years of experience		14.9
Teachers with advanced degrees		30

Professional Teacher Credentials

Fully licensed	97.4%	76
Emergency hires	2.5%	2

Students per Teaching Staff *

Regular Instruction	18.5
Special Instruction	8.7

* These figures do not indicate class size.

Administrative and Student Services Staff

Administration, FTE *	8.0
Librarians, FTE	1.0
Counselors, FTE	6.0
Number of principals at this school in the last five years	1

* Administration includes Principals, Vice-Principals, Student Activity Coordinators, Student Services Coordinators, Registrars, and Athletic Directors

Facilities

School Year Ending 2017

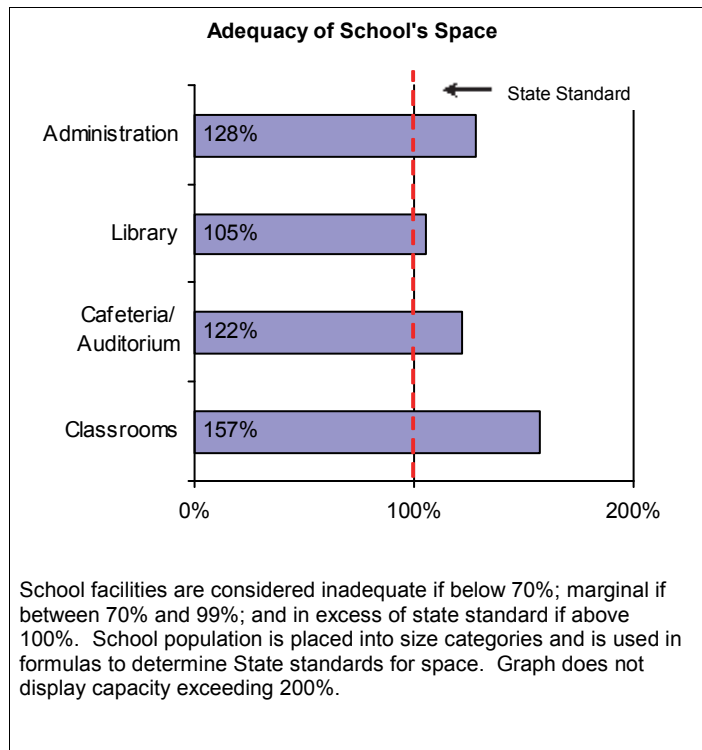
Classrooms available	104
Number of classrooms short (-) or over (+)	2

School facilities inspection results

From the 2011 school year, school facilities inspection data are no longer available at the state level. Department schools are still required to do an annual assessment of its facilities in the following areas: Grounds, Building exterior, Building interior, Equipment/Furnishings, Health/Safety and Sanitation. All department schools should have their annual inspections completed by the second quarter of the school year.

Historically, the majority of the department schools attained inspection assessment points in the following ranges: 9-15, earning a "Satisfactory" rating, and 16-18 points, earning the highest "Very Good" rating.

Note. -- means missing data.



Vital Signs

School Quality Survey

The School Quality Survey (SQS), administered by the Accountability Section, is used for strategic planning and to comply with state accountability requirements.

Percent of Positive Responses

School Quality Survey *		Teachers		Parents		Students	
		School	State	School	State	School	State
Safety	2016	91.8%	74.1%	76.0%	73.6%	79.3%	70.5%
	2017	94.4%	77.0%	73.5%	78.0%	72.1%	70.8%
Well-Being	2016	93.2%	72.9%	81.9%	82.2%	68.6%	65.5%
	2017	90.6%	75.7%	82.5%	83.6%	65.5%	64.8%
Satisfaction	2016	75.3%	59.4%	71.8%	71.0%	78.2%	70.6%
	2017	83.9%	67.3%	74.7%	76.1%	72.5%	70.7%
Involvement/Engagement	2016	90.1%	70.3%	64.2%	67.5%	61.1%	58.7%
	2017	87.9%	72.6%	65.0%	71.2%	56.2%	57.8%

Survey Return Rate **		Teachers		Parents		Students	
		School	State	School	State	School	State
	2016	55.4%	66.7%	40.4%	15.8%	79.2%	68.0%
	2017	100.0%	87.2%	44.5%	18.4%	82.3%	62.2%

* The SQS is completed by students and parents of students in grades 4, 5, 7, 8, 9, and 11 and by all teachers of the school. State Teacher and Parent positive response figures are one of four grade spans (Gr. K to 5/6, Gr. 6/7 to 8, Gr. 9 to 12, and Multi-level) that best correspond to this school's grade span. The Student positive response figures for the State and this school are those of the highest grade level surveyed at this school.

** State Return Rate for Teachers, Parents, and Students are for one of six grade spans (Elementary, Elementary/Middle, Elementary/Middle/High, Middle, Middle/High, High) that corresponds to this school.

Note: In 2015, a revised School Quality Survey (SQS) was administered statewide to students, school staff, and parents. The dimensions, questions, and rating scale differ from the SQS administered in previous years.

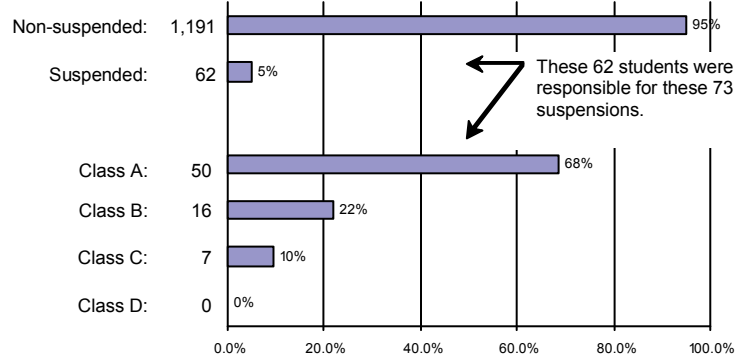
Vital Signs

Student Conduct

Attendance and Absences

School Year			State Standard
2014-15	2015-16	2016-17	
Average Daily Attendance: % (higher is better)			
95.6%	95.3%	95.8%	95.0%
Average Daily Absences: in days (lower is better)			
7.8	8.3	7.4	9

Suspensions, School Year 2016-2017



Examples of class of suspension:

- Class A: Burglary, robbery, sale of dangerous drugs
- Class B: Disorderly conduct, trespassing
- Class C: Class cutting, insubordination, smoking
- Class D: Contraband (e.g. possession of tobacco)

School Completion

School Dropouts

School Year	Number	Percent
2014-15	31	10.0%
2015-16	21	7.1%
2016-17	37	12.2%

The dropout figures are based on the cohort of first-time 9th graders who dropped out prior to graduating.

Graduates and Other Completers

	2014-15	2015-16	2016-17
Total number of Seniors	272	278	260
Percent of Diploma graduates	93.0%	93.8%	97.3%
Percent of Individually Prescribed Program	2.2%	3.2%	1.5%
Percent of school completers	95.2%	97.1%	98.8%

Total number of Freshmen	265	259	260
Percent graduated on time	86.3%	87.5%	86.0%

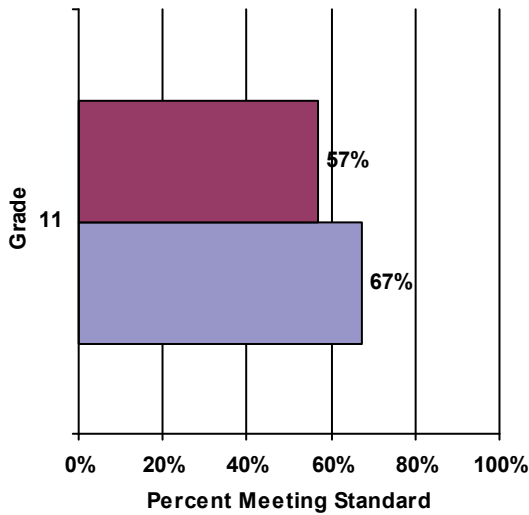
Freshmen who began high school in school year 2013-14 and graduated in 2016-17.

Note. -- means missing data.
* means data not reported to maintain student confidentiality (see FERPA).

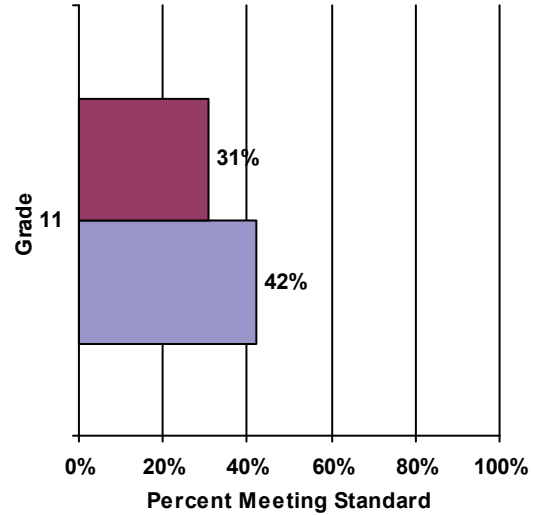
Vital Signs

Hawaii Statewide Assessment Program

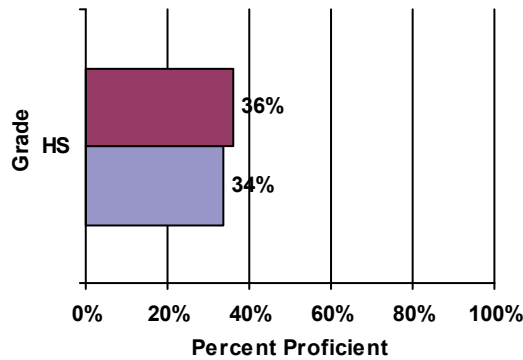
Language Arts/Literacy



Mathematics



HCPS Science



The HCPS Science assessment is given in grades 4 and 8. High School (HS) HCPS Science assessment results are from an end-of-course exam given to high school students enrolled in Biology I.



A school's bar may not be shown to maintain student confidentiality (see FERPA).

Other School Information

Waiakea High School is accredited by the Accrediting Commission for Schools, Western Association of Schools and Colleges for a period of six years. This school's accreditation term expires in 2018.

Published on November 7, 2017.

Accountability Section, Assessment and Accountability Branch, Office of Strategy, Innovation and Performance, Honolulu, HI:
Hawaii State Department of Education.