



Kealakehe Intermediate School

School Code: 390

Grades 6-8

School Status and Improvement Report School Year 2016-17



Contents

Focus on Standards p. 1

School Description p. 1

School Setting pp. 2-3

- Student Profile
- Community Profile

School Improvement p. 4

- Summary of Progress

School Resources p. 5

- Certified Staff
- Facilities

Vital Signs pp. 6-8

- School Quality Survey
- Student Conduct
- School Retention or Completion
- Hawaii Statewide Assessment Program
- Other School Information

School Address:

Kealakehe Intermediate School
74-5062 Onipaa Street
Kailua-Kona, Hawaii 96740

Focus On Standards

This School Status and Improvement Report has been prepared as part of the Department's education accountability system to provide regular, understandable accounts of our schools' performance and progress, as required by §302A-1004, Hawai'i Revised Statutes.

This report describes the school and its setting; provides information about the school's administrators, teachers, students and facilities; summarizes progress made based on the school's improvement plan; and reports student achievement results along with other vital signs.

School Description

Kealakehe Intermediate School (K.I.S.) is situated on the leeward side of the Big Island of Hawaii. K.I.S. serves approximately 695 students in grades six through eight. The school shares a boundary and athletic field with one of the feeder elementary schools, Kealakehe Elementary School.

The school recently revised the mission of the school with the collaboration of all staff. The mission of the Kealakehe Intermediate School is to guide all students across their bridge to success by providing them with the support and the skills they will need to live in an ever-changing world. The school is continuing its effort on articulating the school vision in the areas of curriculum, instruction, assessment, and environment.

K.I.S. continues to serve its students through grade-level teams as aligned to the middle school philosophy. In addition to core subjects, the school offers a variety of exploratory electives. Students begin their day with an advisory period, which includes the daily morning broadcast. Students had two full school days with advisory this year for team-building activities.

With the help of supplemental funds, the school continues to increase the upgrades to available technology. Every floor on every building has a mobile Chromebook cart, many teachers have their own classroom set of Chromebooks, and in the English department, every teacher will have their own class set of Chromebooks.

Kealakehe Intermediate School has expanded its opportunities for parents to engage with the school. The school hosted several parent nights this school year including an orientation for incoming 6th grade parents/families. An AVID night celebration was held where the students presented to their parents information about AVID and becoming college and career ready. Text message accounts by grade level have been established to increase parent communication efforts in addition to the school's continued use of "TeacherEase," an online grade book and communication tool.

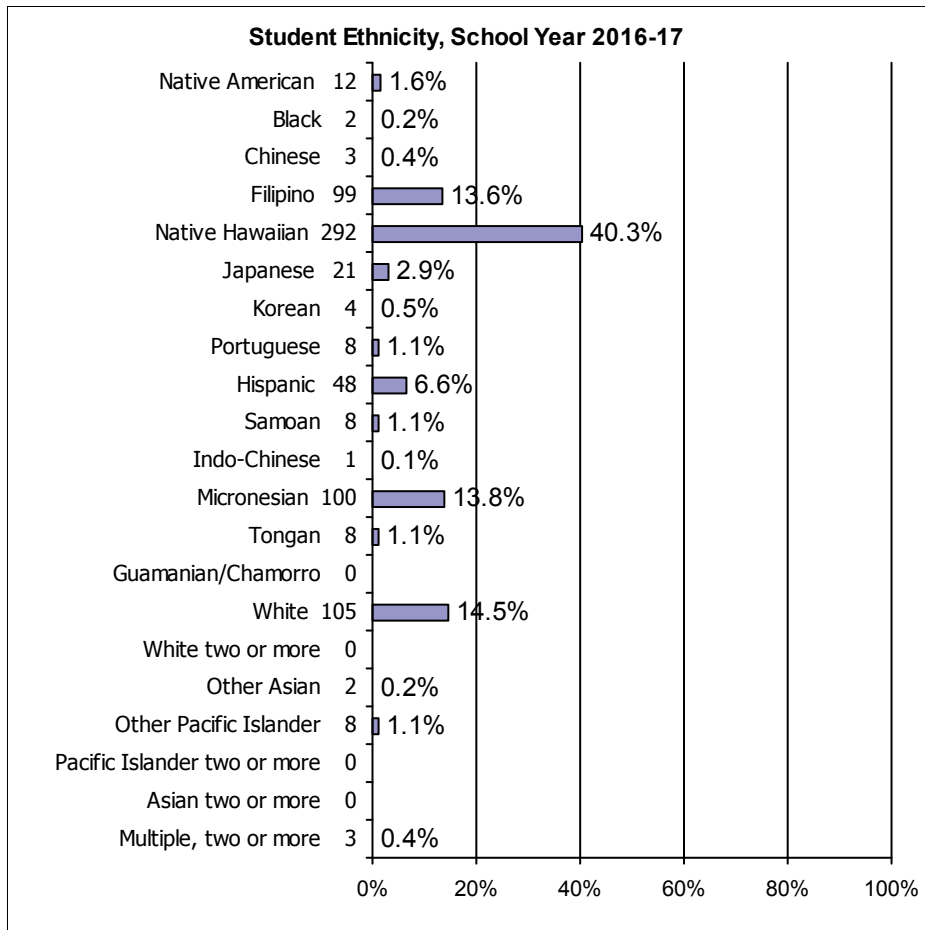
There continues to be strong partnerships with community groups. The addition of a new enthusiastic chairperson for the School Community Council has moved the group forward with focused and consistent meetings. High interest in SCC contributed to effective collaboration on school efforts. K.I.S. continued to partner with the Hawaii County Police Department through a School Resource Officer and D.A.R.E. classes. The Na Kahumoku program worked to develop student leaders through their culturally-based program. K.I.S. also received a grant to fund the Ho'ohui program, which provided support for students targeted for attendance, behavior or academic concerns.

School Setting

Student Profile

School year	2014-15	2015-16	2016-17		2014-15	2015-16	2016-17
Fall enrollment	709	694	724	Number and percent of students in Special Education programs	71	63	80
					10.0%	9.0%	11.0%
Number and percent of students enrolled for the entire school year	664	645	690	Number and percent of students with limited English proficiency	65	61	78
	93.6%	92.9%	95.3%		9.1%	8.7%	10.7%
Number and percent of students receiving free or reduced-cost lunch	460	415	418				
	64.8%	59.7%	57.7%				

Note. -- means missing data.
 * means data not reported to maintain student confidentiality (see FERPA).
 ** means School is participating in the Community Eligibility Provision.



n = 724

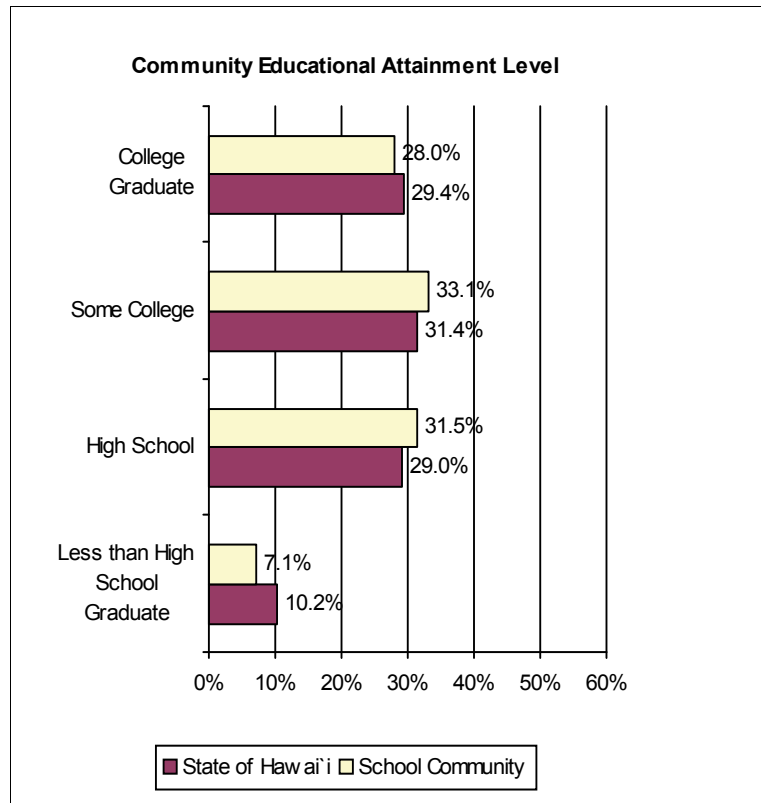
School Setting

Community Profile

The *Community Profile* information updated in this school report reflects selected 2010 demographics for the High School Complex (HSC) area in which this school resides. Profile data are based on the 2010 U.S. Census, the American Community Survey (ACS) 2006-2010 five-year estimates (centric to 2008), and the incorporation of Hawaii’s HSC boundary areas with updated 2010 Census geography. Figures for educational attainment and median household income are sample estimates obtained from the ACS, adapted to conform to HSC geography, and should be considered rough approximations of census counts.

Based on the 2010 U.S. Census

Kealakehe HSC Complex	School Community	State of Hawai'i
Total population	42,511	1,360,301
Percentage of population aged 5-19	17.5%	18.4%
Median age of population	41.5	38.6
Number of family households	10,394	313,907
Median household income	\$66,079	\$66,420



School Improvement

Summary of Progress

Kealakehe Intermediate School (K.I.S.) bell schedule was revised to a six-period rotation. This schedule provided common planning time that allowed teachers the opportunity to collaborate after school as needed.

The school hired a Response to Intervention Math teacher to provide additional supports to students who were struggling. Two reading teachers were hired to work with at risk students in gaining literacy skills. STEM Science was added to the eighth grade science rotation. Coupled with the continued development of the media classes, students were offered opportunities to explore design thinking concepts. The school also participated in the international hour of code, offering vistas into the area of computer science. Students had access to the afterschool Up-Link program which provided additional tutoring and support.

The school's Instructional Leadership Team (ILT) implemented the Cycle of Professional learning to address the critical area of literacy. The instructional goal was to focus on increasing rigor through comprehension improvement increased vocabulary and writing opportunities. Teachers were provided professional reading and training throughout the year. The team was afforded GLAD training to implement best practices in classroom management and to increase the Lexile rates schoolwide. ILT members were called upon to lead discussion on four areas schoolwide: Curriculum, Instruction, Assessment and Environment.

K.I.S. continues to monitor and support the subgroups, specifically the ELL population. Through the addition of a full-time teacher, the school is able to offer more classes targeted at this segment. The school is revisiting the AVID program and added an eighth grade elective to the program, provided training to all teachers on effective use of AVID strategies, especially marking the text and the use of Cornell notes.

K.I.S. continues to embrace the middle school philosophy, including diversity of educational opportunities, including well rounded elective options. Classes such as Ukulele, Art, Media and Woods offer students options to explore different talents that might otherwise go unnoticed.

School Resources

Certified Staff

Teaching Staff

Total Full-Time Equivalent (FTE)		47.0
Regular Instruction, FTE	78.7%	37.0
Special Instruction, FTE	17.0%	8.0
Supplemental Instruction, FTE	4.2%	2.0
Teacher headcount		47
Teachers with 5 or more years at this school		25
Teachers' average years of experience		12.5
Teachers with advanced degrees		18

Professional Teacher Credentials

Fully licensed	85.1%	40
Emergency hires	14.8%	7

Students per Teaching Staff *

Regular Instruction	17.4
Special Instruction	10.0

* These figures do not indicate class size.

Administrative and Student Services Staff

Administration, FTE *	5.0
Librarians, FTE	1.0
Counselors, FTE	1.0
Number of principals at this school in the last five years	4

* Administration includes Principals, Vice-Principals, Student Activity Coordinators, Student Services Coordinators, Registrars, and Athletic Directors

Facilities

School Year Ending 2017

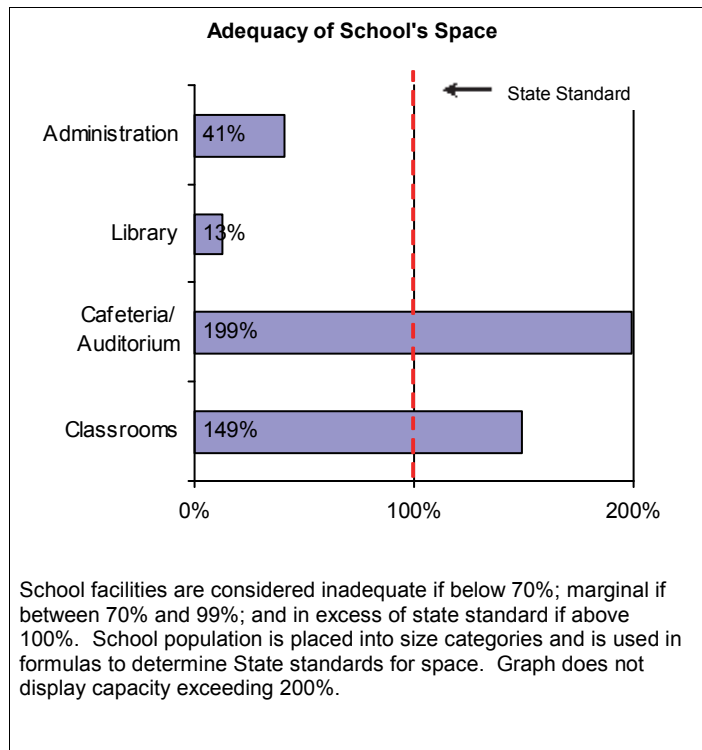
Classrooms available	57
Number of classrooms short (-) or over (+)	0

School facilities inspection results

From the 2011 school year, school facilities inspection data are no longer available at the state level. Department schools are still required to do an annual assessment of its facilities in the following areas: Grounds, Building exterior, Building interior, Equipment/Furnishings, Health/Safety and Sanitation. All department schools should have their annual inspections completed by the second quarter of the school year.

Historically, the majority of the department schools attained inspection assessment points in the following ranges: 9-15, earning a "Satisfactory" rating, and 16-18 points, earning the highest "Very Good" rating.

Note. -- means missing data.



Vital Signs

School Quality Survey

The School Quality Survey (SQS), administered by the Accountability Section, is used for strategic planning and to comply with state accountability requirements.

Percent of Positive Responses

School Quality Survey *		Teachers		Parents		Students	
		School	State	School	State	School	State
Safety	2016	65.7%	72.0%	61.5%	76.7%	68.0%	69.7%
	2017	65.9%	74.4%	66.0%	78.2%	55.2%	68.9%
Well-Being	2016	60.0%	72.3%	76.6%	86.2%	67.0%	67.9%
	2017	67.4%	73.3%	78.6%	86.7%	57.7%	66.9%
Satisfaction	2016	48.2%	60.2%	59.7%	76.9%	70.9%	74.7%
	2017	54.6%	65.9%	68.1%	78.9%	55.1%	73.5%
Involvement/Engagement	2016	62.2%	69.5%	56.6%	74.7%	53.8%	57.5%
	2017	64.4%	70.1%	66.0%	76.5%	42.8%	56.6%

Survey Return Rate **		Teachers		Parents		Students	
		School	State	School	State	School	State
	2016	76.0%	77.6%	7.4%	25.0%	77.5%	74.9%
	2017	94.4%	84.6%	13.8%	26.5%	77.8%	68.3%

* The SQS is completed by students and parents of students in grades 4, 5, 7, 8, 9, and 11 and by all teachers of the school. State Teacher and Parent positive response figures are one of four grade spans (Gr. K to 5/6, Gr. 6/7 to 8, Gr. 9 to 12, and Multi-level) that best correspond to this school's grade span. The Student positive response figures for the State and this school are those of the highest grade level surveyed at this school.

** State Return Rate for Teachers, Parents, and Students are for one of six grade spans (Elementary, Elementary/Middle, Elementary/Middle/High, Middle, Middle/High, High) that corresponds to this school.

Note: In 2015, a revised School Quality Survey (SQS) was administered statewide to students, school staff, and parents. The dimensions, questions, and rating scale differ from the SQS administered in previous years.

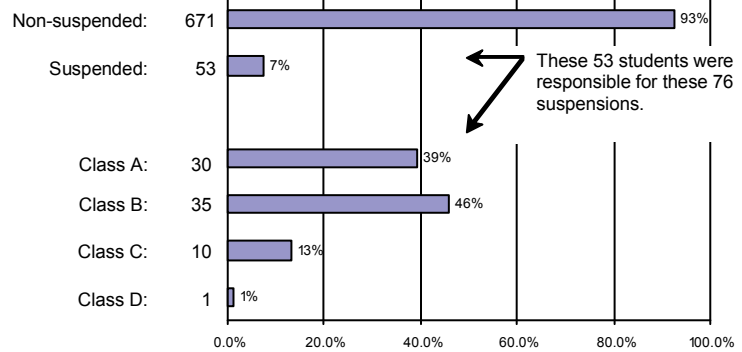
Vital Signs

Student Conduct

Attendance and Absences

School Year			State Standard
2014-15	2015-16	2016-17	
Average Daily Attendance: % (higher is better)			95.0%
93.3%	93.5%	93.1%	
Average Daily Absences: in days (lower is better)			9
11.9	11.5	12.1	

Suspensions, School Year 2016-2017



Examples of class of suspension:

- Class A: Burglary, robbery, sale of dangerous drugs
- Class B: Disorderly conduct, trespassing
- Class C: Class cutting, insubordination, smoking
- Class D: Contraband (e.g. possession of tobacco)

School Retention

Retention for elementary schools include students who were retained (kept back a grade) in all grades except kindergarten. Retention for middle/intermediate/K-8 schools include only eighth graders who were not promoted to ninth grade.

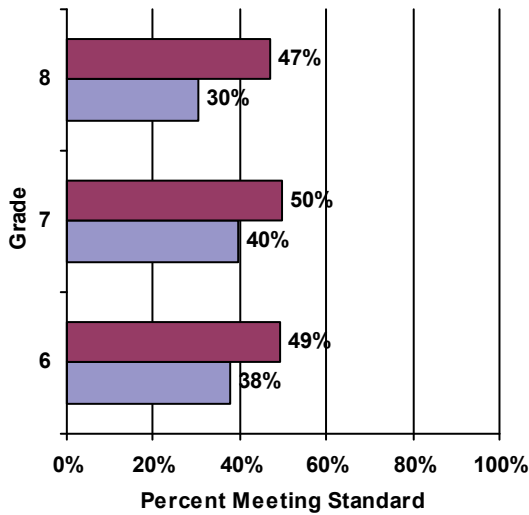
	Retention		
	2015	2016	2017
Total number of students	211	198	254
Percent retained in grade	0%	1%	1%

Note. -- means missing data.
 * means data not reported to maintain student confidentiality (see FERPA).

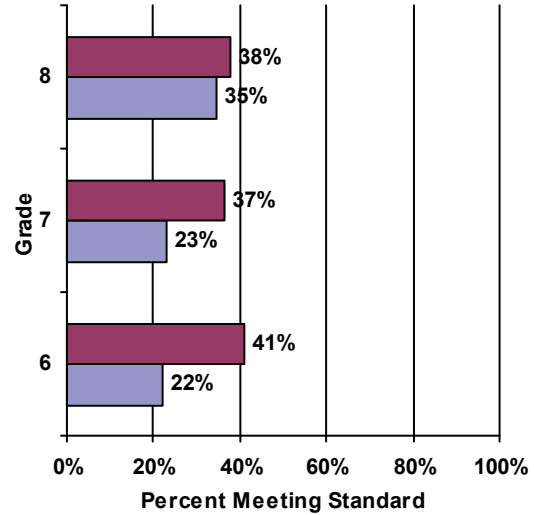
Vital Signs

Hawaii Statewide Assessment Program

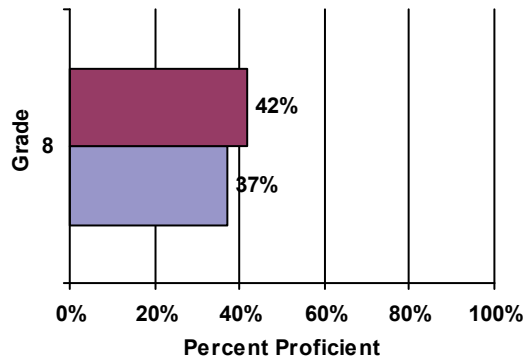
Language Arts/Literacy



Mathematics



HCPS Science



The HCPS Science assessment is given in grades 4 and 8. High School (HS) HCPS Science assessment results are from an end-of-course exam given to high school students enrolled in Biology I.



A school's bar may not be shown to maintain student confidentiality (see FERPA).

Other School Information

Kealakehe Intermediate School is accredited by the Accrediting Commission for Schools, Western Association of Schools and Colleges for a period of six years. This school's accreditation term expires in 2022.

Published on November 7, 2017.

Accountability Section, Assessment and Accountability Branch, Office of Strategy, Innovation and Performance, Honolulu, HI:
Hawaii State Department of Education.