

# Waikoloa Elementary & Middle School

School Code: 393

Grades K-8

## School Status and Improvement Report School Year 2016-17



### Contents

**Focus on Standards** p. 1

**School Description** p. 1

**School Setting** pp. 2-3

- Student Profile
- Community Profile

**School Improvement** p. 4

- Summary of Progress

**School Resources** p. 5

- Certified Staff
- Facilities

**Vital Signs** pp. 6-8

- School Quality Survey
- Student Conduct
- School Retention or Completion
- Hawaii Statewide Assessment Program
- Other School Information

#### **School Address:**

Waikoloa Elementary & Middle School  
68-1730 Hooko Street  
Waikoloa, Hawaii 96738

### Focus On Standards

This School Status and Improvement Report has been prepared as part of the Department's education accountability system to provide regular, understandable accounts of our schools' performance and progress, as required by §302A-1004, Hawai'i Revised Statutes.

This report describes the school and its setting; provides information about the school's administrators, teachers, students and facilities; summarizes progress made based on the school's improvement plan; and reports student achievement results along with other vital signs.

### School Description

Waikoloa Elementary and Middle School is a K-8 school on the west coast of the Big Island of Hawaii. The building of the school was a result of remarkable partnership efforts of the community, private business, and the Department of Education back in 1994. The school will start their 23rd year of operation in the 2017-2018 school year. The school was built to employ modern technology in its educational program and its curriculum is designed to do this. The campus occupies 12 acres in an ethnically diverse community of about 7,000 adjacent to the Waikoloa resorts. A second increment of the school completed in 1996 added classrooms, a cafeteria, and playgrounds to the existing facilities. In school year 2001, expansion included a new library as well as a nine-classroom building boosting the student population to 540. We are still adding portables to complete enough space for the middle school and the growing enrollment in the elementary. Our current enrollment is at 800 students and growing. This has forced us to use non-classroom spaces as classrooms until more portables are brought in. Two more portable classrooms were completed for occupancy this past school year. Through community effort from all stakeholders, we are now in the permitting stage to get our long awaited "J" Building completed. The legislature has secured the \$11.7 million needed to build "J" building with a projected start date December of 2018, provided there are no other problems that could arise. Completion for occupancy should be a year after that.

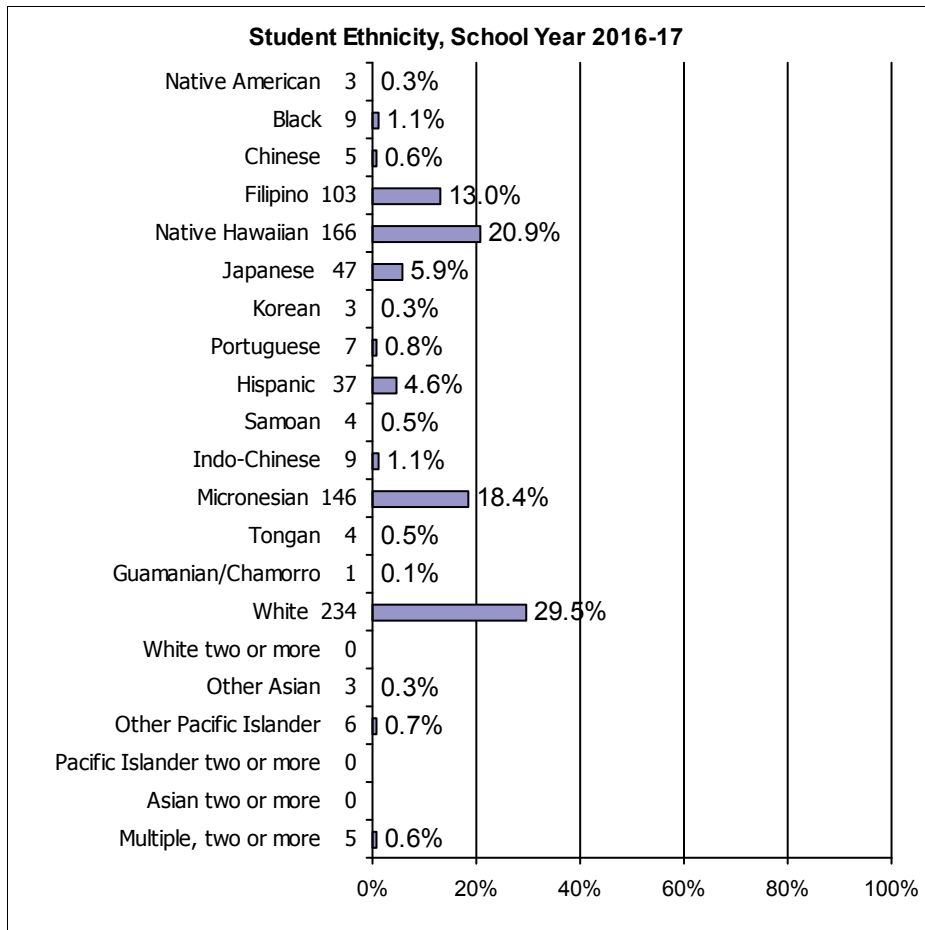
The school enjoys active community involvement, with over 170 people serving as volunteers in the library, classrooms, or at special events. Waikoloa has a very active PTSA, which adds to that volunteerism as well as financial support for things such as AC in the classrooms, and support for a long awaited new Kindergarten playground that facilities project for the 2017-18 school year. Curricular support via technology extends to all classrooms and offices. It includes electronic mail and sharing of files on the local area network, communication with peers and experts via video conferencing, and information retrieval from the Internet via the wide area network. Each classroom is equipped with iPads, Apple TV, document readers, projectors, desktop computer, along with TV and DVDs all connected for closed circuit TV production. For the 2017-18 school year we will also be a one-to-one school with computers for every student in all classrooms grades 3 through 8. We will also continue to communicate with our parents and community via our website where parents will be able to connect each week with what is happening in their child's class teachers blog, as well as phone calls and emails via our Synervoice technology. Waikoloa Elementary and Middle School is in its 12th year with its SCC (School Community Council) as part as Act 51. Waikoloa Elementary and Middle School has also developed a model Community Learning Center that has been supported by the states REACH grant as well as local support. These classes include Karate, Cross Country, Basketball, Art Club, Robotics and after school tutoring, just to name a few.

## School Setting

### Student Profile

School year	2014-15	2015-16	2016-17		2014-15	2015-16	2016-17
Fall enrollment	784	742	792	Number and percent of students in Special Education programs	69	65	66
					8.8%	8.7%	8.3%
Number and percent of students enrolled for the entire school year	710	678	721	Number and percent of students with limited English proficiency	100	105	137
	90.5%	91.3%	91.0%		12.7%	14.1%	17.2%
Number and percent of students receiving free or reduced-cost lunch	406	407	439				
	51.7%	54.8%	55.4%				

Note. -- means missing data.  
 \* means data not reported to maintain student confidentiality (see FERPA).  
 \*\* means School is participating in the Community Eligibility Provision.



n = 792

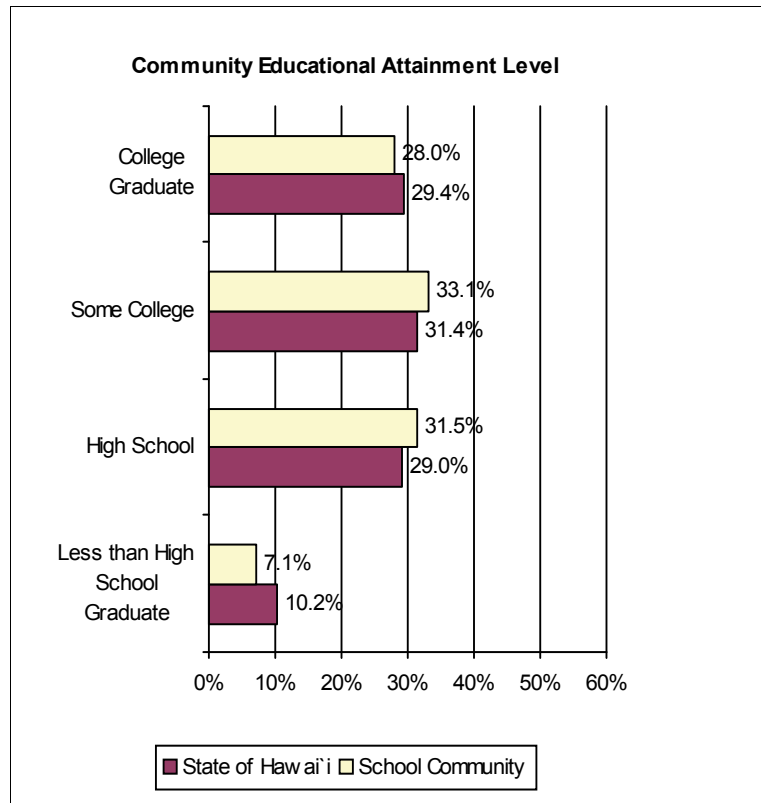
School Setting

Community Profile

The *Community Profile* information updated in this school report reflects selected 2010 demographics for the High School Complex (HSC) area in which this school resides. Profile data are based on the 2010 U.S. Census, the American Community Survey (ACS) 2006-2010 five-year estimates (centric to 2008), and the incorporation of Hawaii’s HSC boundary areas with updated 2010 Census geography. Figures for educational attainment and median household income are sample estimates obtained from the ACS, adapted to conform to HSC geography, and should be considered rough approximations of census counts.

Based on the 2010 U.S. Census

Kealakehe HSC Complex	School Community	State of Hawai'i
Total population	42,511	1,360,301
Percentage of population aged 5-19	17.5%	18.4%
Median age of population	41.5	38.6
Number of family households	10,394	313,907
Median household income	\$66,079	\$66,420



## School Improvement

### Summary of Progress

Waikoloa Elementary and Middle School continually strives to meet all goals and benchmarks set up in the Academic and Financial Plan submitted to the state each year. Waikoloa follows the state recommended curriculums for both the elementary and middle school. The elementary school is using both the Wonders and Stepping Stones curriculum for ELA and Math, and the middle school uses Springboard and Go Math for ELA and Math respectively. All of the programs are aligned with the Common Core State Standards.

Waikoloa continues to focus on training all new teachers in both the GLAD strategies to improve engagement in their classrooms as well as AVID strategies to improve organizational and achievement success for all students. We are an elective rich school with all elementary students receiving weekly lessons in Computers, Library, Guidance, PE, Achieve 3000, and Hawaiian Studies. In our middle school the elective choices are Computers, Choir, Leadership, Arts and Crafts, French, Spanish, PE, Health, AVID, Drama, ELL, and Global Scholars. Waikoloa also has varied after school activity choices like Cross Country, Art Club, Robotics, Basketball, Karate, Ballet, Dry Forest Initiative, and tutoring. In the area of technology, Waikoloa will be a 1-to-1 school with computers for every student in grades 3 through 8. Beyond all the extra curricular and electives the school offered, the school has a comprehensive RTI (Response to Intervention) program for all students K-8.

School Resources

Certified Staff

Teaching Staff

<b>Total Full-Time Equivalent (FTE)</b>		53.0
Regular Instruction, FTE	81.1%	43.0
Special Instruction, FTE	18.8%	10.0
Supplemental Instruction, FTE	0.0%	0.0
Teacher headcount		54
Teachers with 5 or more years at this school		27
Teachers' average years of experience		8.8
Teachers with advanced degrees		23

Professional Teacher Credentials

Fully licensed	96.2%	52
Emergency hires	3.7%	2

Students per Teaching Staff \*

Regular Instruction	16.8
Special Instruction	6.6

\* These figures do not indicate class size.

Administrative and Student Services Staff

Administration, FTE *	5.0
Librarians, FTE	1.0
Counselors, FTE	2.0
Number of principals at this school in the last five years	1

\* Administration includes Principals, Vice-Principals, Student Activity Coordinators, Student Services Coordinators, Registrars, and Athletic Directors

Facilities

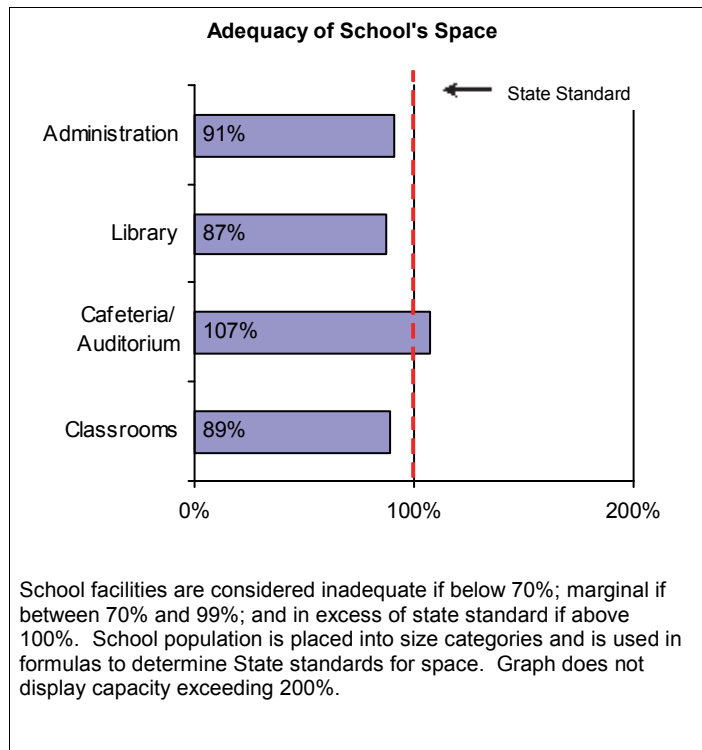
School Year Ending 2017

Classrooms available	38
Number of classrooms short (-) or over (+)	0

School facilities inspection results

From the 2011 school year, school facilities inspection data are no longer available at the state level. Department schools are still required to do an annual assessment of its facilities in the following areas: Grounds, Building exterior, Building interior, Equipment/Furnishings, Health/Safety and Sanitation. All department schools should have their annual inspections completed by the second quarter of the school year.

Historically, the majority of the department schools attained inspection assessment points in the following ranges: 9-15, earning a "Satisfactory" rating, and 16-18 points, earning the highest "Very Good" rating.



Note. -- means missing data.

## Vital Signs

### School Quality Survey

The School Quality Survey (SQS), administered by the Accountability Section, is used for strategic planning and to comply with state accountability requirements.

#### Percent of Positive Responses

School Quality Survey *		Teachers		Parents		Students	
		School	State	School	State	School	State
Safety	2016	68.2%	66.5%	77.9%	72.9%	66.2%	69.7%
	2017	73.2%	69.9%	77.6%	72.6%	59.0%	68.9%
Well-Being	2016	66.6%	66.9%	84.6%	85.8%	63.7%	67.9%
	2017	68.8%	70.3%	87.9%	84.8%	58.8%	66.9%
Satisfaction	2016	56.5%	55.7%	75.7%	66.5%	66.3%	74.7%
	2017	66.2%	62.3%	77.4%	69.4%	58.9%	73.5%
Involvement/Engagement	2016	61.2%	62.7%	74.3%	72.7%	50.7%	57.5%
	2017	61.9%	69.1%	75.6%	72.7%	49.3%	56.6%

Survey Return Rate **		Teachers		Parents		Students	
		School	State	School	State	School	State
	2016	98.0%	99.0%	20.8%	21.8%	86.3%	86.4%
	2017	100.0%	98.1%	32.9%	27.2%	83.2%	88.0%

\* The SQS is completed by students and parents of students in grades 4, 5, 7, 8, 9, and 11 and by all teachers of the school. State Teacher and Parent positive response figures are one of four grade spans (Gr. K to 5/6, Gr. 6/7 to 8, Gr. 9 to 12, and Multi-level) that best correspond to this school's grade span. The Student positive response figures for the State and this school are those of the highest grade level surveyed at this school.

\*\* State Return Rate for Teachers, Parents, and Students are for one of six grade spans (Elementary, Elementary/Middle, Elementary/Middle/High, Middle, Middle/High, High) that corresponds to this school.

Note: In 2015, a revised School Quality Survey (SQS) was administered statewide to students, school staff, and parents. The dimensions, questions, and rating scale differ from the SQS administered in previous years.

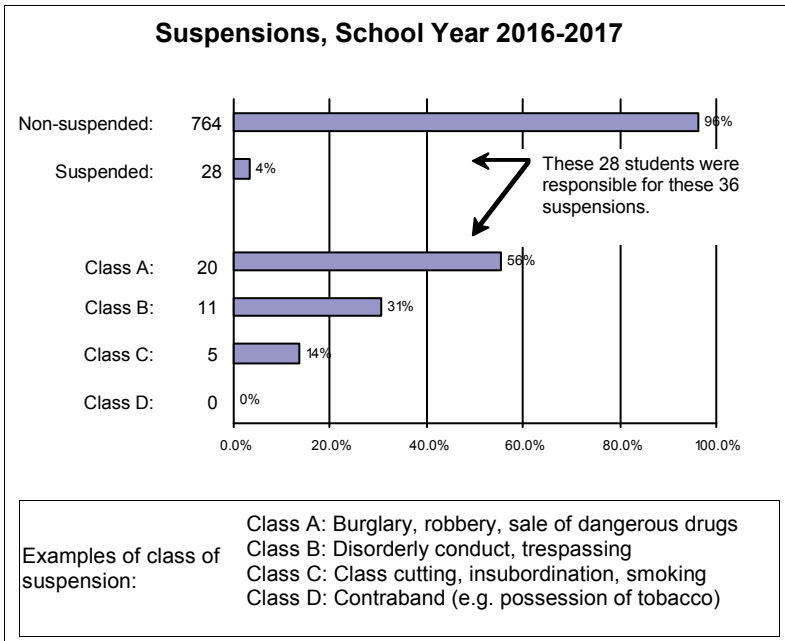
## Vital Signs

### Student Conduct

#### Attendance and Absences

School Year			
2014-15	2015-16	2016-17	<b>State Standard</b>
<b>Average Daily Attendance: %</b> (higher is better)			
94.7%	95.1%	93.9%	<b>95.0%</b>
<b>Average Daily Absences: in days</b> (lower is better)			
9.3	8.7	10.8	<b>9</b>

#### Suspensions, School Year 2016-2017



Examples of class of suspension:

- Class A: Burglary, robbery, sale of dangerous drugs
- Class B: Disorderly conduct, trespassing
- Class C: Class cutting, insubordination, smoking
- Class D: Contraband (e.g. possession of tobacco)

### School Retention

Retention for elementary schools include students who were retained (kept back a grade) in all grades except kindergarten. Retention for middle/intermediate/K-8 schools include only eighth graders who were not promoted to ninth grade.

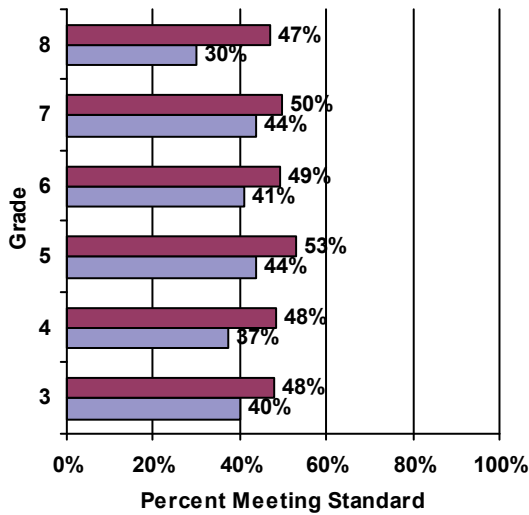
	Retention		
	2015	2016	2017
Total number of students	69	46	68
Percent retained in grade	0%	0%	0%

Note. -- means missing data.  
 \* means data not reported to maintain student confidentiality (see FERPA).

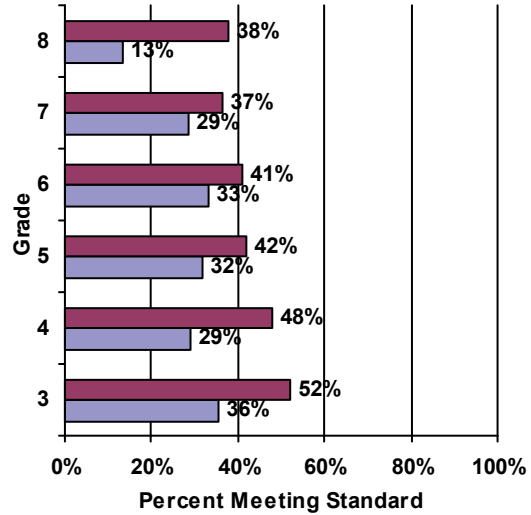
# Vital Signs

## Hawaii Statewide Assessment Program

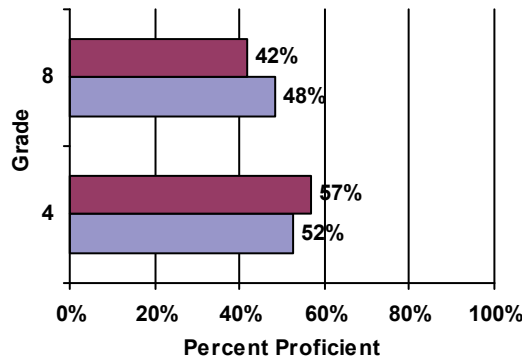
**Language Arts/Literacy**



**Mathematics**



**HCPS Science**



The HCPS Science assessment is given in grades 4 and 8. High School (HS) HCPS Science assessment results are from an end-of-course exam given to high school students enrolled in Biology I.



A school's bar may not be shown to maintain student confidentiality (see FERPA).

## Other School Information

Waikoloa Elementary & Middle School is accredited by the Accrediting Commission for Schools, Western Association of Schools and Colleges for a period of six years. This school's accreditation term expires in 2021.

Published on November 7, 2017.

Accountability Section, Assessment and Accountability Branch, Office of Strategy, Innovation and Performance, Honolulu, HI: Hawaii State Department of Education.