



Kohala Elementary School

School Code: 395

Grades K-5

School Status and Improvement Report School Year 2016-17



Contents

Focus on Standards	p. 1
School Description	p. 1
School Setting	pp. 2-3
• Student Profile	
• Community Profile	
School Improvement	p. 4
• Summary of Progress	
School Resources	p. 5
• Certified Staff	
• Facilities	
Vital Signs	pp. 6-8
• School Quality Survey	
• Student Conduct	
• School Retention or Completion	
• Hawaii Statewide Assessment Program	
• Other School Information	

School Address:

Kohala Elementary School
54-3609 Akoni Pule Highway
Kapaau, Hawaii 96755

Focus On Standards

This School Status and Improvement Report has been prepared as part of the Department's education accountability system to provide regular, understandable accounts of our schools' performance and progress, as required by §302A-1004, Hawai'i Revised Statutes.

This report describes the school and its setting; provides information about the school's administrators, teachers, students and facilities; summarizes progress made based on the school's improvement plan; and reports student achievement results along with other vital signs.

School Description

Kohala Elementary School on the Big Island of Hawaii is a PreK-5 school with a fully self-contained Pre-K program for special needs children. The Kohala population of 6,276 is geographically isolated with the majority of jobs in hospitality/tourism, education, and agriculture. At present, there is an enrollment of 360 students. Most students continue their K-12 education in the Kohala Complex schools. The school was originally part of the K-12 Kohala School accreditation but began its own accreditation in 2001. KES has received consecutive six-year accreditations in 2008 and 2014, both with Mid-Term Reviews.

The number of students qualifying for free/reduced lunch has been increasing over the last five years and is now 74%. Currently, 9% of the student population is Limited English Proficient and 12% of the students are identified as Special Education. The student population is a mix of ethnic groups with 42% identifying as Hawaiian or Pacific Islander, 26% Filipino, and 19% White.

Kohala Elementary is a Title I school. We use our funding to support student success with paraprofessional tutors and to provide teachers with planning and support time. Funds are also used to provide opportunities for parent involvement through the purchase of online programs for use in school and at home.

The school has worked to provide student opportunities to make real world connections. Such opportunities include the AVID and Achieve3000 academic programs, PONO character education, Kohala Colts Broadcast, 21st Century Community Learning Center, Peer Mediation, and our flourishing Discovery Garden, which is a partnership with the Hawaii Island School Garden Network and FoodCorps America. Additional specialty programs are offered through community partnerships such as the Kahilu Theater, the Kohala Center, and the North Kohala Community Resource Center. This past year we were awarded the first Farm-to-School project grant in Hawaii to develop healthier, locally-sourced school meals. We also became the first public school in West Hawaii to be approved as a Blue Zone School because of our focus on Health and Wellness.

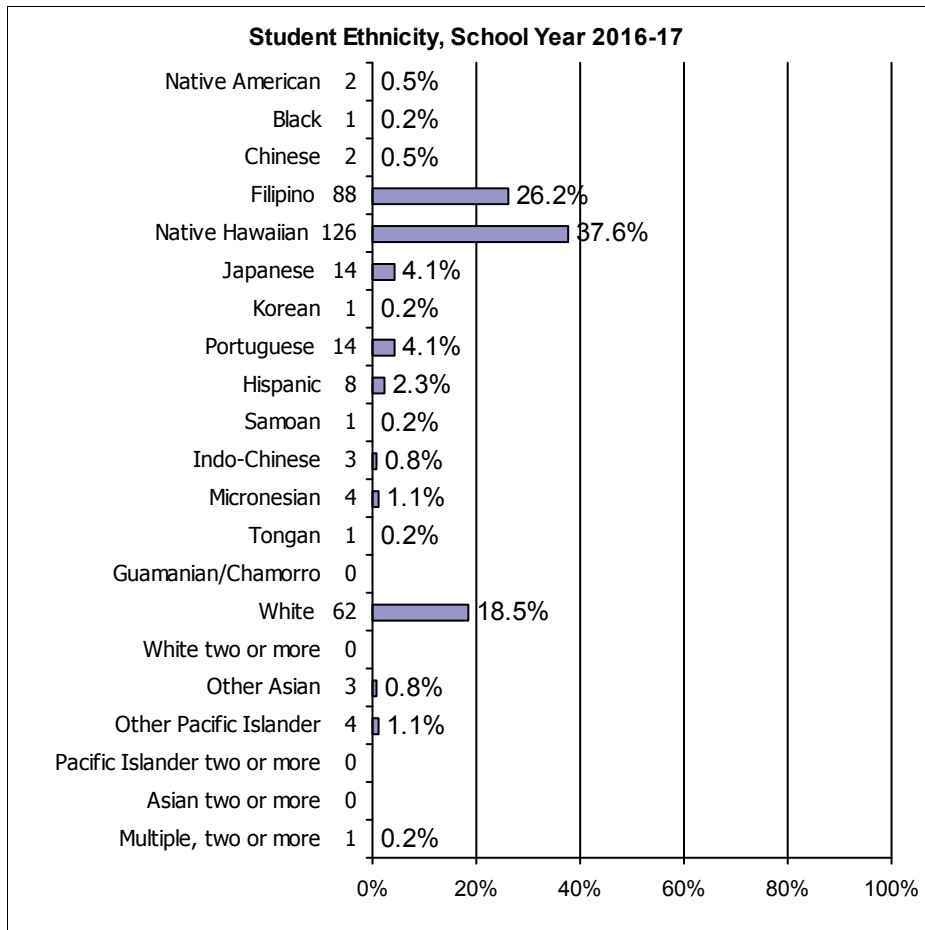
The school staff is experienced, highly qualified, and stable. There have only been two different principals in the last 23 years. Differentiated Instruction, Professional Learning Communities and our Instructional Leadership Team have provided our students with a stronger, more eclectic learning experience.

School Setting

Student Profile

School year	2014-15	2015-16	2016-17		2014-15	2015-16	2016-17
Fall enrollment	350	347	335	Number and percent of students in Special Education programs	35	38	30
					10.0%	10.9%	8.9%
Number and percent of students enrolled for the entire school year	325	327	309	Number and percent of students with limited English proficiency	19	21	16
	92.8%	94.2%	92.2%		5.4%	6.0%	4.7%
Number and percent of students receiving free or reduced-cost lunch	244	252	217				
	69.7%	72.6%	64.7%				

Note. -- means missing data.
 * means data not reported to maintain student confidentiality (see FERPA).
 ** means School is participating in the Community Eligibility Provision.



n = 335

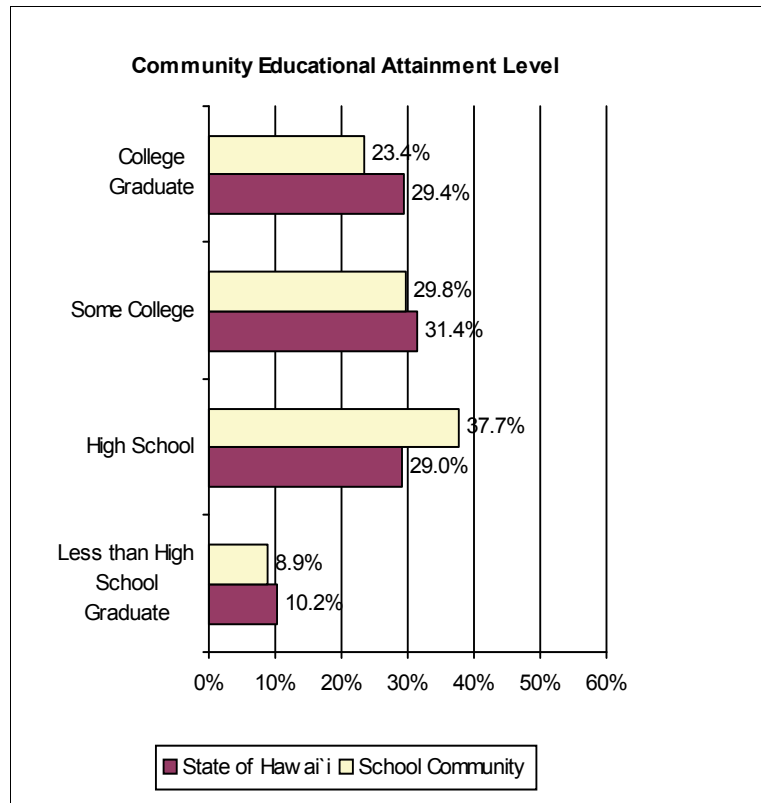
School Setting

Community Profile

The *Community Profile* information updated in this school report reflects selected 2010 demographics for the High School Complex (HSC) area in which this school resides. Profile data are based on the 2010 U.S. Census, the American Community Survey (ACS) 2006-2010 five-year estimates (centric to 2008), and the incorporation of Hawaii’s HSC boundary areas with updated 2010 Census geography. Figures for educational attainment and median household income are sample estimates obtained from the ACS, adapted to conform to HSC geography, and should be considered rough approximations of census counts.

Based on the 2010 U.S. Census

Kohala HSC Complex	School Community	State of Hawai'i
Total population	6,276	1,360,301
Percentage of population aged 5-19	18.4%	18.4%
Median age of population	43.6	38.6
Number of family households	1,589	313,907
Median household income	\$53,360	\$66,420



School Improvement

Summary of Progress

Significant Changes and Developments

Changes in Programs and Initiatives Since the Last Full WASC Visit in 2013-2014

- SY2016 Blue Zones Project Approved School, first DOE school in West Hawaii (April, 2017). Blue Zones Project makes it easier for schools to teach students how to lead longer, happier lives. Schools are an essential part of helping kids make smart choices about staying healthy.
- SY2016 Farm to School Initiative “first in Hawaii” pilot program to source locally grown food for public-school lunches, prepare meals from scratch, and reduce food waste
- SY2016 School Community Council becomes SCC/Wellness Committee with new members: the Public Health Nurse, and two representatives from the Farm to School Program
- SY2016 Kohala Preschool on campus (February, 2017)
- SY2016 A new 21st Century Community Learning Center Grant (21st CCLC) with after school and summer programs and mentorships
- SY2016 Expansion of Kohala Discovery Garden including an additional Instructor and lesson activities linked to Next Generation Science Standards
- SY2016 Instructional Leadership Team (ILT) schoolwide focus on improving critical thinking with Thinking Maps
- SY2015 Resource Activities for students/Grade Level Professional Learning Community time for teachers
- SY2015 Leadership Team (ILT) schoolwide focus on Student Goal Setting
- SY2014 K-5 CCSS English Language Arts and Math programs
- SY2014 A second computer room added
- SY2014 Leadership Team (ILT) schoolwide focus on Student Self-Assessment

We have seen a drop in our SBA scores since the transition to CCSS, new curriculum and the new state assessment in the last few years. We continuously investigate ways to improve our educational delivery for our Kohala students. We are increasing our technology infrastructure this year to allow every 3rd-5th grader to have daily access to a laptop computer in addition to purchasing a Tech-assistant. We are continuing our development of STEAM projects and expanding our community partnerships to provide real-world educational experiences.

School Resources

Certified Staff

Teaching Staff

Total Full-Time Equivalent (FTE)		23.0
Regular Instruction, FTE	78.2%	18.0
Special Instruction, FTE	21.7%	5.0
Supplemental Instruction, FTE	0.0%	0.0
Teacher headcount		23
Teachers with 5 or more years at this school		17
Teachers' average years of experience		12.6
Teachers with advanced degrees		10

Professional Teacher Credentials

Fully licensed	95.6%	22
Emergency hires	4.3%	1

Students per Teaching Staff *

Regular Instruction	16.9
Special Instruction	6.0

* These figures do not indicate class size.

Administrative and Student Services Staff

Administration, FTE *	2.0
Librarians, FTE	1.0
Counselors, FTE	1.0
Number of principals at this school in the last five years	1

* Administration includes Principals, Vice-Principals, Student Activity Coordinators, Student Services Coordinators, Registrars, and Athletic Directors

Facilities

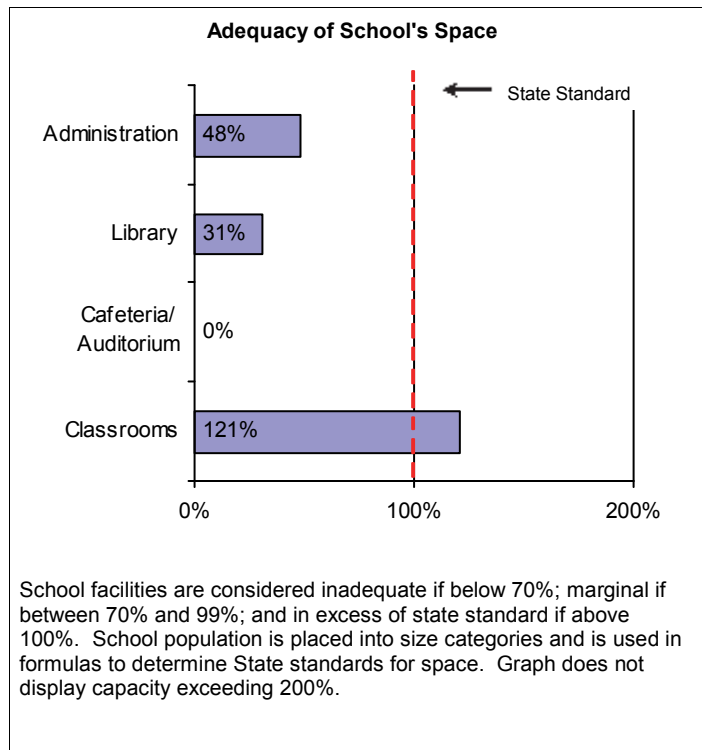
School Year Ending 2017

Classrooms available	25
Number of classrooms short (-) or over (+)	0

School facilities inspection results

From the 2011 school year, school facilities inspection data are no longer available at the state level. Department schools are still required to do an annual assessment of its facilities in the following areas: Grounds, Building exterior, Building interior, Equipment/Furnishings, Health/Safety and Sanitation. All department schools should have their annual inspections completed by the second quarter of the school year.

Historically, the majority of the department schools attained inspection assessment points in the following ranges: 9-15, earning a "Satisfactory" rating, and 16-18 points, earning the highest "Very Good" rating.



Note. -- means missing data.

Vital Signs

School Quality Survey

The School Quality Survey (SQS), administered by the Accountability Section, is used for strategic planning and to comply with state accountability requirements.

Percent of Positive Responses

School Quality Survey *		Teachers		Parents		Students	
		School	State	School	State	School	State
Safety	2016	91.0%	78.9%	82.0%	86.6%	70.1%	76.5%
	2017	90.0%	81.0%	77.6%	88.1%	70.4%	76.1%
Well-Being	2016	88.4%	77.0%	89.9%	92.6%	71.3%	77.9%
	2017	89.7%	78.5%	85.5%	93.3%	71.8%	77.8%
Satisfaction	2016	66.1%	67.7%	82.9%	83.6%	86.0%	88.1%
	2017	80.0%	74.9%	75.0%	86.8%	79.6%	88.1%
Involvement/Engagement	2016	93.8%	74.0%	85.3%	87.3%	73.2%	79.5%
	2017	90.9%	75.8%	84.2%	88.5%	69.0%	79%

Survey Return Rate **		Teachers		Parents		Students	
		School	State	School	State	School	State
	2016	59.0%	77.8%	48.8%	35.2%	98.4%	85.4%
	2017	100.0%	83.2%	30.5%	35.8%	90.6%	79.3%

* The SQS is completed by students and parents of students in grades 4, 5, 7, 8, 9, and 11 and by all teachers of the school. State Teacher and Parent positive response figures are one of four grade spans (Gr. K to 5/6, Gr. 6/7 to 8, Gr. 9 to 12, and Multi-level) that best correspond to this school's grade span. The Student positive response figures for the State and this school are those of the highest grade level surveyed at this school.

** State Return Rate for Teachers, Parents, and Students are for one of six grade spans (Elementary, Elementary/Middle, Elementary/Middle/High, Middle, Middle/High, High) that corresponds to this school.

Note: In 2015, a revised School Quality Survey (SQS) was administered statewide to students, school staff, and parents. The dimensions, questions, and rating scale differ from the SQS administered in previous years.

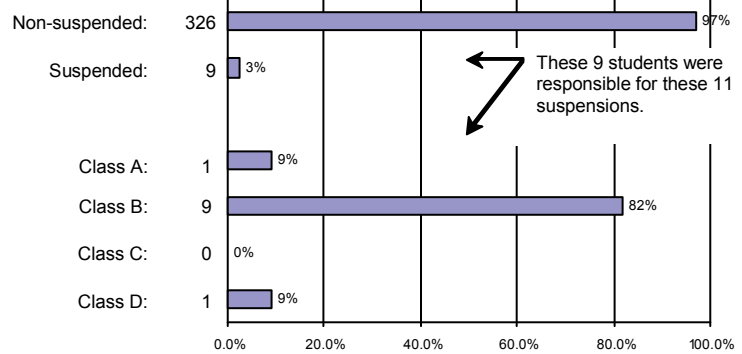
Vital Signs

Student Conduct

Attendance and Absences

School Year			State Standard
2014-15	2015-16	2016-17	
Average Daily Attendance: % (higher is better)			95.0%
93.0%	93.0%	92.2%	
Average Daily Absences: in days (lower is better)			9
12.5	12.4	13.7	

Suspensions, School Year 2016-2017



Examples of class of suspension:

- Class A: Burglary, robbery, sale of dangerous drugs
- Class B: Disorderly conduct, trespassing
- Class C: Class cutting, insubordination, smoking
- Class D: Contraband (e.g. possession of tobacco)

School Retention

Retention for elementary schools include students who were retained (kept back a grade) in all grades except kindergarten. Retention for middle/intermediate/K-8 schools include only eighth graders who were not promoted to ninth grade.

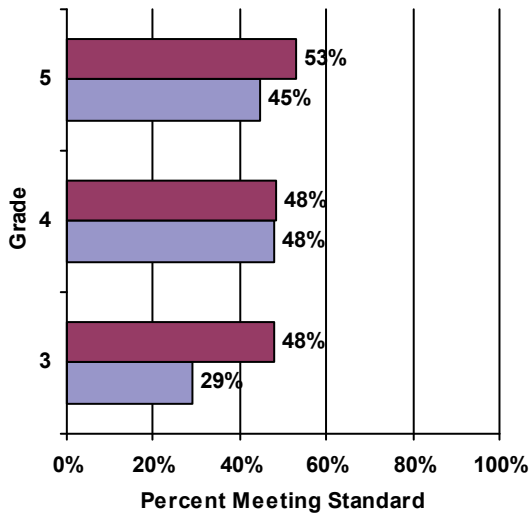
	Retention		
	2015	2016	2017
Total number of students	317	295	278
Percent retained in grade	1%	0%	0%

Note. -- means missing data.
 * means data not reported to maintain student confidentiality (see FERPA).

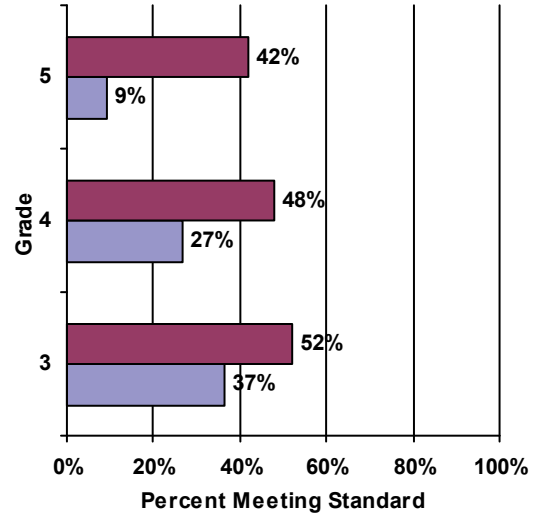
Vital Signs

Hawaii Statewide Assessment Program

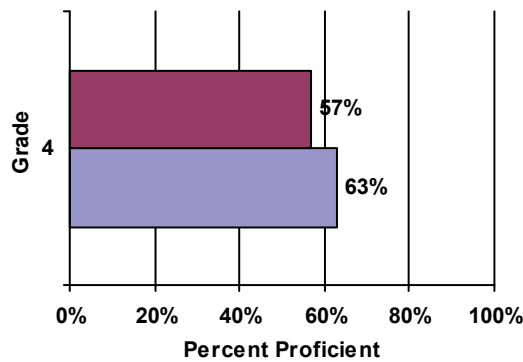
Language Arts/Literacy



Mathematics



HCPS Science



The HCPS Science assessment is given in grades 4 and 8. High School (HS) HCPS Science assessment results are from an end-of-course exam given to high school students enrolled in Biology I.



A school's bar may not be shown to maintain student confidentiality (see FERPA).

Other School Information

Kohala Elementary School is accredited by the Accrediting Commission for Schools, Western Association of Schools and Colleges for a period of six years. This school's accreditation term expires in 2020.

Published on November 7, 2017.

Accountability Section, Assessment and Accountability Branch, Office of Strategy, Innovation and Performance, Honolulu, HI: Hawaii State Department of Education.