



Pearl City High School

School Code: 266

Grades 9-12

School Status and Improvement Report School Year 2016-17



Contents

Focus on Standards	p. 1
School Description	p. 1
School Setting	pp. 2-3
• Student Profile	
• Community Profile	
School Improvement	p. 4
• Summary of Progress	
School Resources	p. 5
• Certified Staff	
• Facilities	
Vital Signs	pp. 6-8
• School Quality Survey	
• Student Conduct	
• School Retention or Completion	
• Hawaii Statewide Assessment Program	
• Other School Information	

School Address:

Pearl City High School
2100 Hookiekie Street
Pearl City, Hawaii 96782

Focus On Standards

This School Status and Improvement Report has been prepared as part of the Department's education accountability system to provide regular, understandable accounts of our schools' performance and progress, as required by §302A-1004, Hawai'i Revised Statutes.

This report describes the school and its setting; provides information about the school's administrators, teachers, students and facilities; summarizes progress made based on the school's improvement plan; and reports student achievement results along with other vital signs.

School Description

Pearl City High School (PCHS) is located on the slopes of the Ko'olau Mountain range and overlooks historic Pearl Harbor. The campus covers more than seventy acres that includes ten buildings and four portables; athletic facilities featuring a gym, tennis courts, a baseball field, and an athletic stadium; a cafeteria; a library; a music building; a marching band practice field; and the Pearl City Cultural Center. The primary feeder school is Highlands Intermediate School, which receives its students from eight area elementary schools: Kanoelani, Lehua, Manana, Momilani, Palisades, Pearl City, Pearl City Highlands, and Waiau Elementary.

PCHS offers numerous opportunities that enrich students' academic experiences. Co-curricular opportunities include DECA, Math Team, Science Olympiad, a Mock Trial team, Future Community and Career Leaders of America, Health Occupations Students of America, and the Spanish, Japanese, Polynesian, Robotics, and Drama Clubs. Other opportunities include serving class, school, district, and state government leadership positions; joining various service clubs such as LEO and Key; and serving on committees such as the Aloha and Environmental committees. Currently, PCHS students have the opportunity to participate in our Health Academy in which a team of teachers design and implement "real world" curricula to make learning relevant for our students. More Academies are being planned.

The Pearl City High School Band program is the premier Music Learning Center for the state of Hawaii. The PCHS Band and Learning Center, in conjunction with other organizations, hosts many events throughout the school year. In addition to a busy performance schedule in Hawaii, the band has also performed at various venues in the continental United States as well as in other countries.

The Athletic Department provides opportunities for students to compete in over 20 different interscholastic sports. PCHS students have won and continue to win a number of league, state, and individual championships. The goal of these opportunities is to develop teamwork, humility, leadership skills, self-confidence, respect, self-discipline, and perseverance.

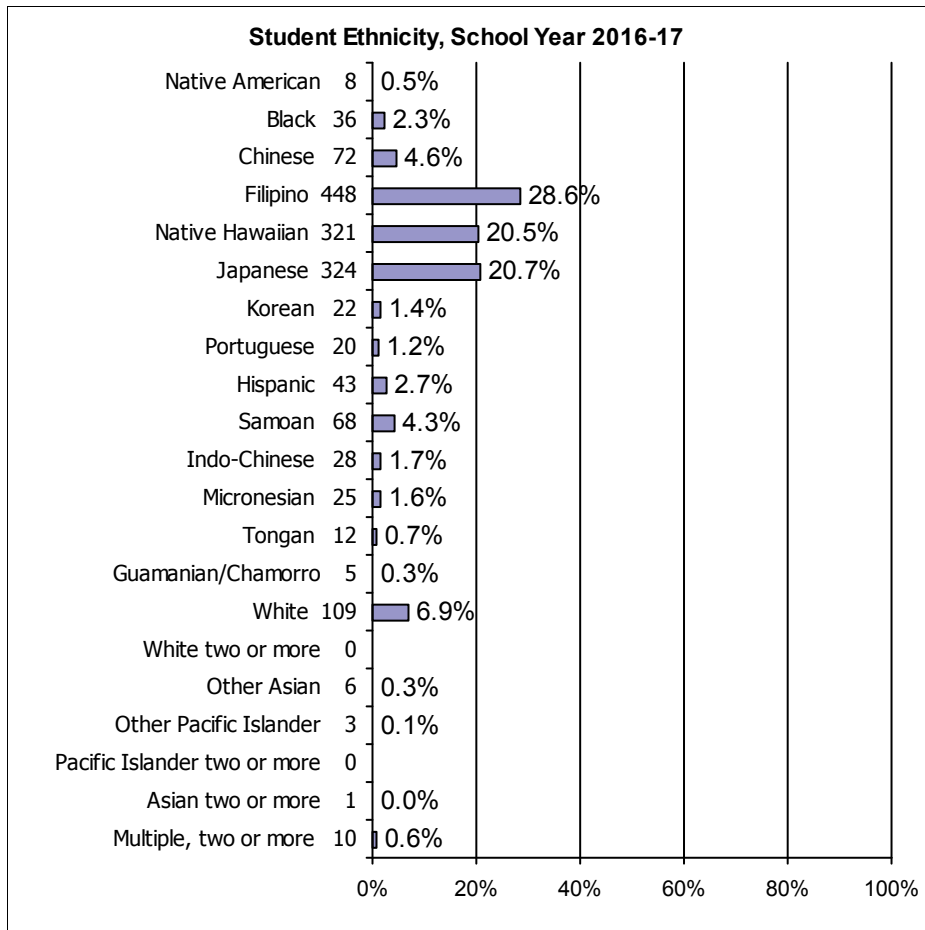
The school encourages parent involvement through the School Community Council and the PTSA. Parents support students through the band program, athletics, and project graduation. The Pearl City Community Association provides manpower, financial support for activities, and scholarships. Students volunteer in many ways around campus including to help with annual fundraisers and with service organizations in the community.

School Setting

Student Profile

School year	2014-15	2015-16	2016-17		2014-15	2015-16	2016-17
Fall enrollment	1683	1639	1561	Number and percent of students in Special Education programs	211	200	180
					12.5%	12.2%	11.5%
Number and percent of students enrolled for the entire school year	1569	1537	1475	Number and percent of students with limited English proficiency	47	37	44
	93.2%	93.7%	94.4%		2.7%	2.2%	2.8%
Number and percent of students receiving free or reduced-cost lunch	500	496	432				
	29.7%	30.2%	27.6%				

Note. -- means missing data.
 * means data not reported to maintain student confidentiality (see FERPA).
 ** means School is participating in the Community Eligibility Provision.



n = 1561

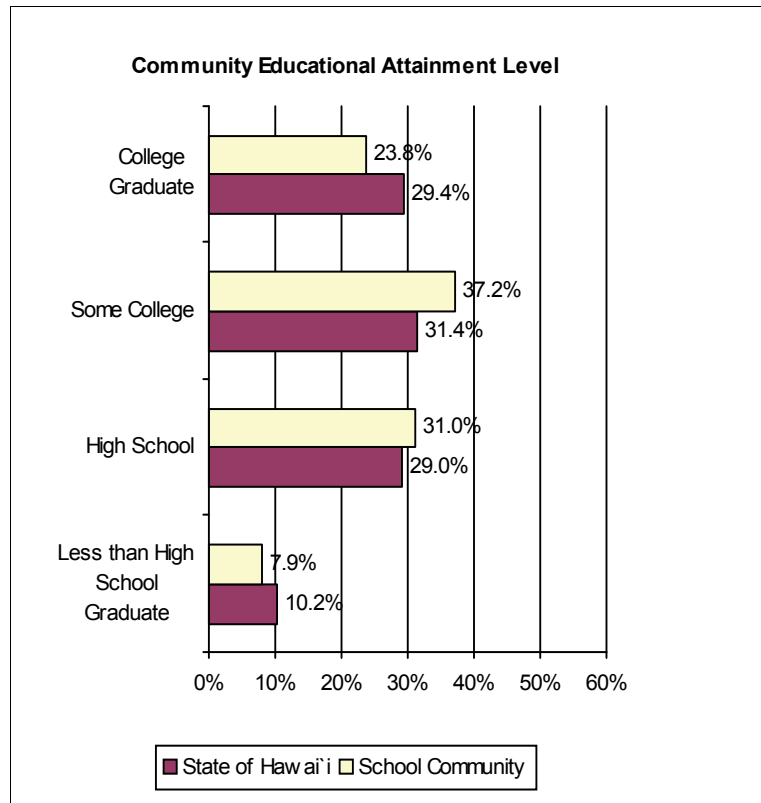
School Setting

Community Profile

The *Community Profile* information updated in this school report reflects selected 2010 demographics for the High School Complex (HSC) area in which this school resides. Profile data are based on the 2010 U.S. Census, the American Community Survey (ACS) 2006-2010 five-year estimates (centric to 2008), and the incorporation of Hawaii’s HSC boundary areas with updated 2010 Census geography. Figures for educational attainment and median household income are sample estimates obtained from the ACS, adapted to conform to HSC geography, and should be considered rough approximations of census counts.

Based on the 2010 U.S. Census

Pearl City HSC Complex	School Community	State of Hawai'i
Total population	51,078	1,360,301
Percentage of population aged 5-19	16.1%	18.4%
Median age of population	38.2	38.6
Number of family households	11,788	313,907
Median household income	\$77,316	\$66,420



School Improvement

Summary of Progress

Pearl City High School offers a wide range of courses, from laboratory classes to advanced placement (AP) and honors courses in English, math (AP Calculus, Honors Geometry and Algebra 2), science (AP Biology, AP Physics, and Honors Biology), and social studies (AP and Honors US History and Honors World History). The World Languages Department offers courses in French, Hawaiian, Japanese, Spanish, and sign language.

For the past several years, Pearl City High School has been implementing smaller learning communities (SLC) structures, career pathways, and academies to increase personalization for students and thus improve student achievement. Pearl City High School is also a proud member of the Hawaii Academy Consortium which leverages the collective wisdom and resources of 15 Hawaii high schools in the areas of promoting, creating, sustaining, and enhancing smaller learning communities within our schools. Currently, all 9th and 10th Grade students are in teams. In their 9th grade year, students choose one of six Career Technology and Engineering (CTE) pathways and take a class to take in their 10th grade year. In school year 2014-2015, Pearl City High School started the Health Academy in which a team of teachers expose students to real life curricula. By school year 2018-2019, additional academies (emphasizing Science and Engineering, International Business and more) will be available. To lend support for the diverse student population other supports and services are available. The PCHS Outreach program provides appropriate instructional and counseling services to students who have difficulty performing in a regular school setting or are potentially at risk of dropping out.

The Pearl City High School Band program is the premier Music Learning Center for the state of Hawaii. The PCHS Band and Learning Center, in conjunction with other organizations, hosts many events throughout the school year. The Learning Center, in partnership with Finance Factors Ltd. and the Pearl City Shopping Center, annually hosts the Oahu Marching Band Festival. Each year, approximately 11 public schools participate, with a total of over 2000 students performing for an audience of approximately 9,000 people. In February of 2016 the Learning Center hosted the 18th Uta Matsuri, which showcased students in a setting of Japanese music, with traditional *enka* music singers. It is always a sell-out show and incorporates some of the best Japanese singers in the state. Bridging the K-12 complex, the band also hosts and coordinates the annual Pearl City Complex Music Festival. This festival showcases the musical talents of all 8 elementary schools as well as Highlands Intermediate and Pearl City High School. With over 800 musicians and an audience of over 1000, this festival highlights the strength of music in the Pearl City complex. In addition to a busy performance schedule in Hawaii, the band has also performed at various venues in the continental United States as well as in other countries. Among the band's many achievements are:

- The band was the only international ensemble selected to perform at the prestigious 2016 Hamamatsu Festival; and
- In November 2014, the Charger Marching Band was selected to represent the state of Hawaii at the McDonalds Thanksgiving Day Parade held in Chicago, Illinois.

The Athletic Department provides opportunities for students to participate in numerous boys' and girls' sports. Since 2005, opportunities expanded to include boys' paddling, girls' water polo, and girls' blue volleyball. Pearl City High School teams have won and continue to win a number of league and state team championships. Since 2005, the school has been fortunate to be awarded twenty-two Oahu Interscholastic Association (OIA) varsity championships, seven Hawaii High School Athletic Association (HHSAA) championships, and nine HHSAA runner-up championships. Pearl City High School has the most HHSAA championships than any other public school and is third in HHSAA championships in the state. The Athletic Department has also made several improvements to its facilities: a concession in the stadium; baseball backstop; tennis court resurfacing; a new weight room and training facility. Future improvements in the works include a new football field and track, as well as circulation improvements in the gymnasium.

School Resources

Certified Staff

Teaching Staff

Total Full-Time Equivalent (FTE)		100.0
Regular Instruction, FTE	75.0%	75.0
Special Instruction, FTE	24.0%	24.0
Supplemental Instruction, FTE	1.0%	1.0
Teacher headcount		100
Teachers with 5 or more years at this school		76
Teachers' average years of experience		15.2
Teachers with advanced degrees		35

Professional Teacher Credentials

Fully licensed	96.0%	96
Emergency hires	4.0%	4

Students per Teaching Staff *

Regular Instruction	18.4
Special Instruction	7.5

* These figures do not indicate class size.

Administrative and Student Services Staff

Administration, FTE *	9.0
Librarians, FTE	2.0
Counselors, FTE	8.0
Number of principals at this school in the last five years	2

* Administration includes Principals, Vice-Principals, Student Activity Coordinators, Student Services Coordinators, Registrars, and Athletic Directors

Facilities

School Year Ending 2017

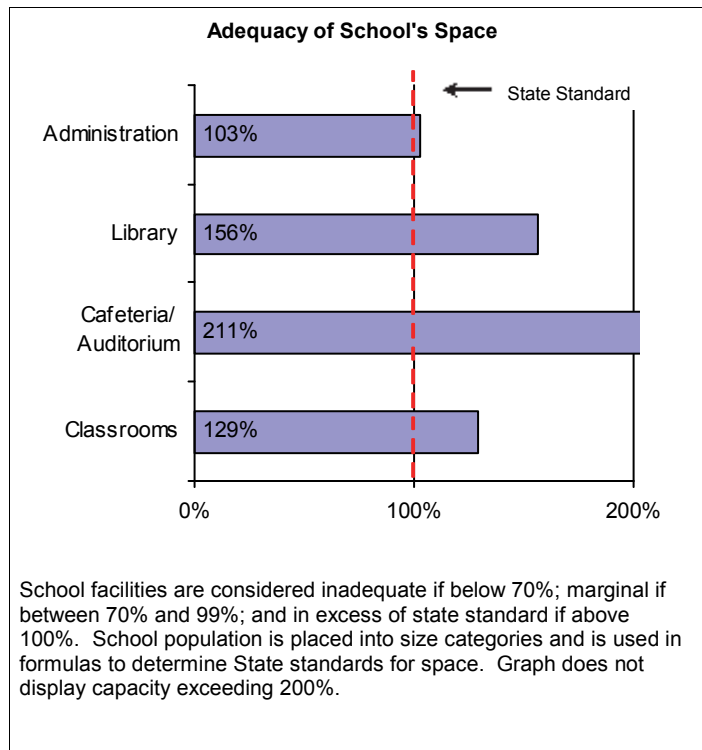
Classrooms available	109
Number of classrooms short (-) or over (+)	0

School facilities inspection results

From the 2011 school year, school facilities inspection data are no longer available at the state level. Department schools are still required to do an annual assessment of its facilities in the following areas: Grounds, Building exterior, Building interior, Equipment/Furnishings, Health/Safety and Sanitation. All department schools should have their annual inspections completed by the second quarter of the school year.

Historically, the majority of the department schools attained inspection assessment points in the following ranges: 9-15, earning a "Satisfactory" rating, and 16-18 points, earning the highest "Very Good" rating.

Note. -- means missing data.



Vital Signs

School Quality Survey

The School Quality Survey (SQS), administered by the Accountability Section, is used for strategic planning and to comply with state accountability requirements.

Percent of Positive Responses

School Quality Survey *		Teachers		Parents		Students	
		School	State	School	State	School	State
Safety	2016	66.9%	74.1%	70.7%	73.6%	67.5%	70.5%
	2017	64.7%	77.0%	78.5%	78.0%	72.8%	70.8%
Well-Being	2016	75.1%	72.9%	79.8%	82.2%	67.2%	65.5%
	2017	70.5%	75.7%	84.7%	83.6%	68.4%	64.8%
Satisfaction	2016	58.9%	59.4%	71.9%	71.0%	70.8%	70.6%
	2017	57.3%	67.3%	79.2%	76.1%	74.5%	70.7%
Involvement/Engagement	2016	69.2%	70.3%	61.1%	67.5%	57.9%	58.7%
	2017	66.6%	72.6%	70.1%	71.2%	61.3%	57.8%

Survey Return Rate **		Teachers		Parents		Students	
		School	State	School	State	School	State
	2016	100.0%	66.7%	36.0%	15.8%	90.5%	68.0%
	2017	94.8%	87.2%	35.3%	18.4%	77.4%	62.2%

* The SQS is completed by students and parents of students in grades 4, 5, 7, 8, 9, and 11 and by all teachers of the school. State Teacher and Parent positive response figures are one of four grade spans (Gr. K to 5/6, Gr. 6/7 to 8, Gr. 9 to 12, and Multi-level) that best correspond to this school's grade span. The Student positive response figures for the State and this school are those of the highest grade level surveyed at this school.

** State Return Rate for Teachers, Parents, and Students are for one of six grade spans (Elementary, Elementary/Middle, Elementary/Middle/High, Middle, Middle/High, High) that corresponds to this school.

Note: In 2015, a revised School Quality Survey (SQS) was administered statewide to students, school staff, and parents. The dimensions, questions, and rating scale differ from the SQS administered in previous years.

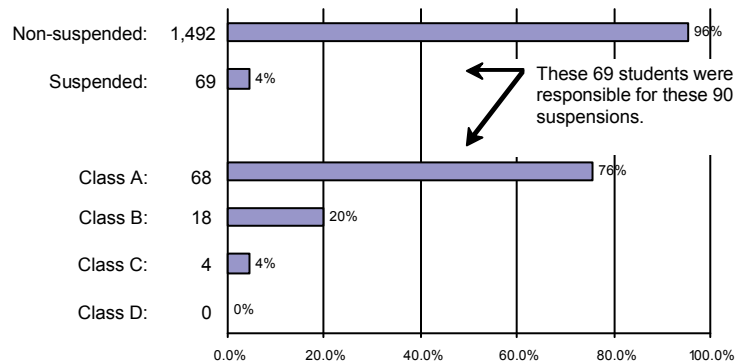
Vital Signs

Student Conduct

Attendance and Absences

School Year			State Standard
2014-15	2015-16	2016-17	
Average Daily Attendance: % (higher is better)			
94.3%	94.6%	94.5%	95.0%
Average Daily Absences: in days (lower is better)			
10.0	9.6	9.7	9

Suspensions, School Year 2016-2017



Examples of class of suspension:

- Class A: Burglary, robbery, sale of dangerous drugs
- Class B: Disorderly conduct, trespassing
- Class C: Class cutting, insubordination, smoking
- Class D: Contraband (e.g. possession of tobacco)

School Completion

School Dropouts

School Year	Number	Percent
2014-15	70	17.2%
2015-16	62	13.7%
2016-17	64	15.6%

The dropout figures are based on the cohort of first-time 9th graders who dropped out prior to graduating.

Graduates and Other Completers

	2014-15	2015-16	2016-17
Total number of Seniors	323	386	347
Percent of Diploma graduates	95.3%	97.6%	96.5%
Percent of Individually Prescribed Program	2.7%	1.8%	1.4%
Percent of school completers	98.1%	99.4%	97.9%

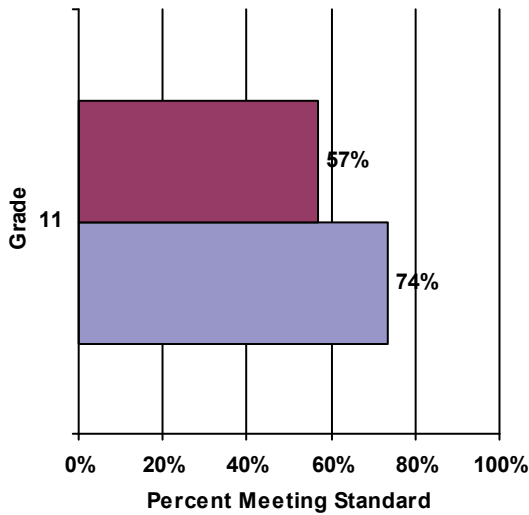
Total number of Freshmen	322	376	337
Percent graduated on time	79.3%	83.3%	82.3%
Freshmen who began high school in school year 2013-14 and graduated in 2016-17.			

Note. -- means missing data.
* means data not reported to maintain student confidentiality (see FERPA).

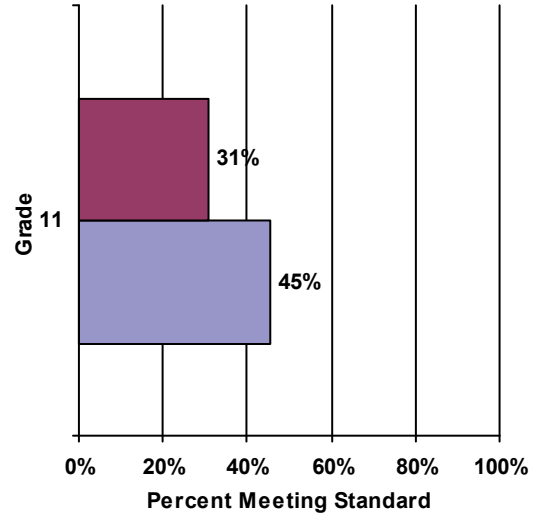
Vital Signs

Hawaii Statewide Assessment Program

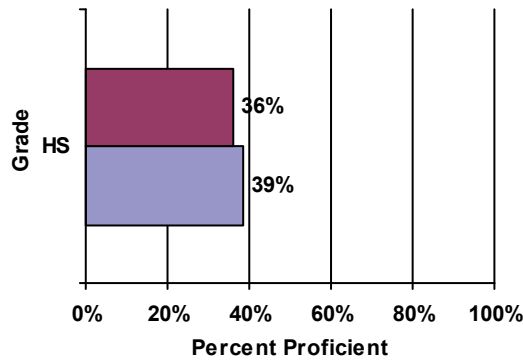
Language Arts/Literacy



Mathematics



HCPS Science



The HCPS Science assessment is given in grades 4 and 8. High School (HS) HCPS Science assessment results are from an end-of-course exam given to high school students enrolled in Biology I.



A school's bar may not be shown to maintain student confidentiality (see FERPA).

Other School Information

Pearl City High School is accredited by the Accrediting Commission for Schools, Western Association of Schools and Colleges for a period of six years. This school's accreditation term expires in 2019.

Published on November 7, 2017.

Accountability Section, Assessment and Accountability Branch, Office of Strategy, Innovation and Performance, Honolulu, HI: Hawaii State Department of Education.