



Lokelani Intermediate School

School Code: 430

Grades 6-8

School Status and Improvement Report School Year 2016-17



Contents

Focus on Standards	p. 1
School Description	p. 1
School Setting	pp. 2-3
• Student Profile	
• Community Profile	
School Improvement	p. 4
• Summary of Progress	
School Resources	p. 5
• Certified Staff	
• Facilities	
Vital Signs	pp. 6-8
• School Quality Survey	
• Student Conduct	
• School Retention or Completion	
• Hawaii Statewide Assessment Program	
• Other School Information	

School Address:

Lokelani Intermediate School
1401 Liloa Drive
Kihei, Hawaii 96753

Focus On Standards

This School Status and Improvement Report has been prepared as part of the Department's education accountability system to provide regular, understandable accounts of our schools' performance and progress, as required by §302A-1004, Hawai'i Revised Statutes.

This report describes the school and its setting; provides information about the school's administrators, teachers, students and facilities; summarizes progress made based on the school's improvement plan; and reports student achievement results along with other vital signs.

School Description

Lokelani Intermediate School is an innovative middle school focused on rigor and preparing students to be college and career ready. Lokelani Intermediate School focuses on providing a myriad of exploratory electives, music, art, physical education, jAVID, foreign language programs as well as afterschool activities in STEM and extracurricular sports. At Lokelani, the whole child is the focus of a variety of academic and social emotional activities that are integrated through teaming and interdisciplinary project based learning. Lokelani also offers an honors program in English Language Arts, Math and Science to support and differentiate learning for all students that are approaching, meeting and above standards.

Lokelani school is located on the island of Maui in the town of Kihei, which is approximately 11.3 miles long and is bordered entirely on one side by the sandy beaches of the Pacific Ocean. Considered to be "the south side" of Maui. The school has a beautiful garden with collaboration with Grow Some Good. Students create student led projects about the garden and work with their teachers and the garden coordinator to maintain, sustain and grow this beautiful centerpiece on campus. The Lokelani Intermediate School Community is growing, international and diverse. We have families that are from the whole world from Belgium, Tonga, Argentina, Pakistan, and Thailand; to name a few.

Student voice is very important at Lokelani. At the start of the school year, a large mural depicting the story of Lokelani School was unveiled. This beautiful large mural was a student initiated community project that was nurtured in Lokelani's active student council. Students in grades 6,7,and 8 apply to be part of the student council and when they enter they create projects to improve the school. We are excited to see what they do this year to improve our school academically, socially and emotionally.

Lokelani Intermediate School was founded in 1989 with 250 students in seventh and eighth grade. Sixth-grade classes were added soon after. The enrollment for SY2017/2016 is 586.

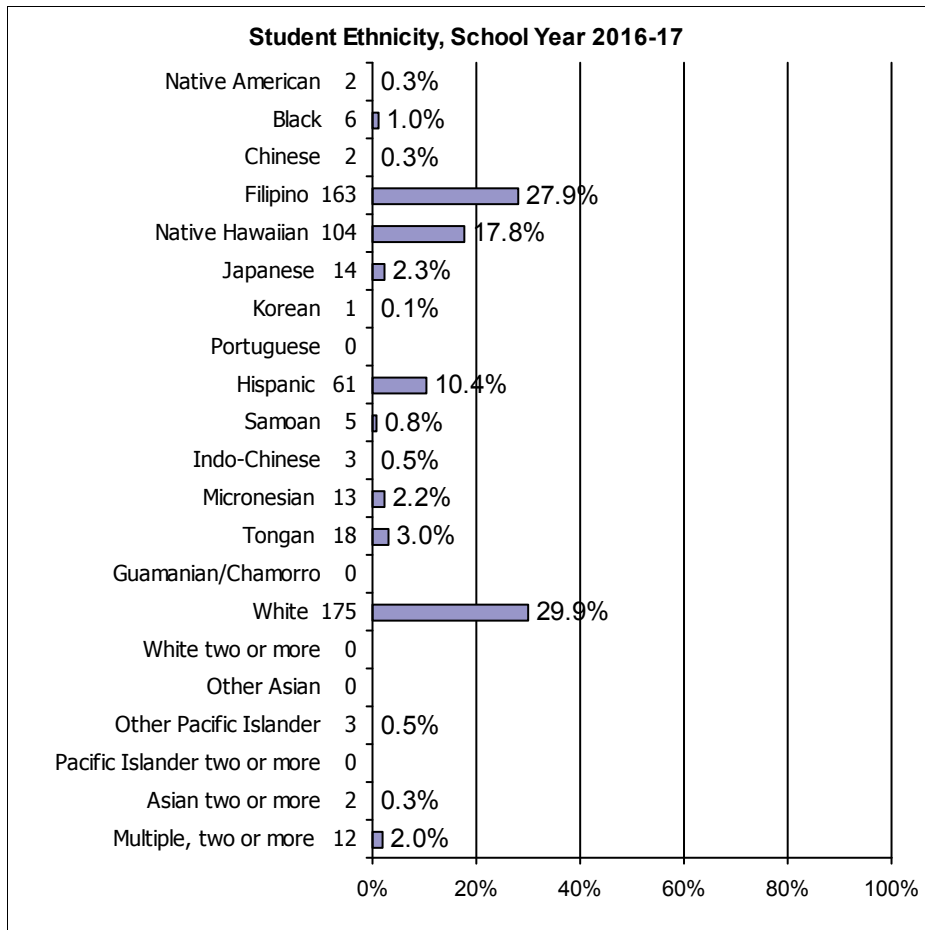
Lokelani Intermediate School continues to strive to offer maximum opportunities for all students to grow and learn both socially and academically. The school wide community is collectively committed to the success of each child.

School Setting

Student Profile

School year	2014-15	2015-16	2016-17		2014-15	2015-16	2016-17
Fall enrollment	553	594	584	Number and percent of students in Special Education programs	57	74	64
					10.3%	12.4%	10.9%
Number and percent of students enrolled for the entire school year	501	545	557	Number and percent of students with limited English proficiency	38	39	43
	90.5%	91.7%	95.3%		6.8%	6.5%	7.3%
Number and percent of students receiving free or reduced-cost lunch	276	310	271				
	49.9%	52.1%	46.4%				

Note. -- means missing data.
 * means data not reported to maintain student confidentiality (see FERPA).
 ** means School is participating in the Community Eligibility Provision.



n = 584

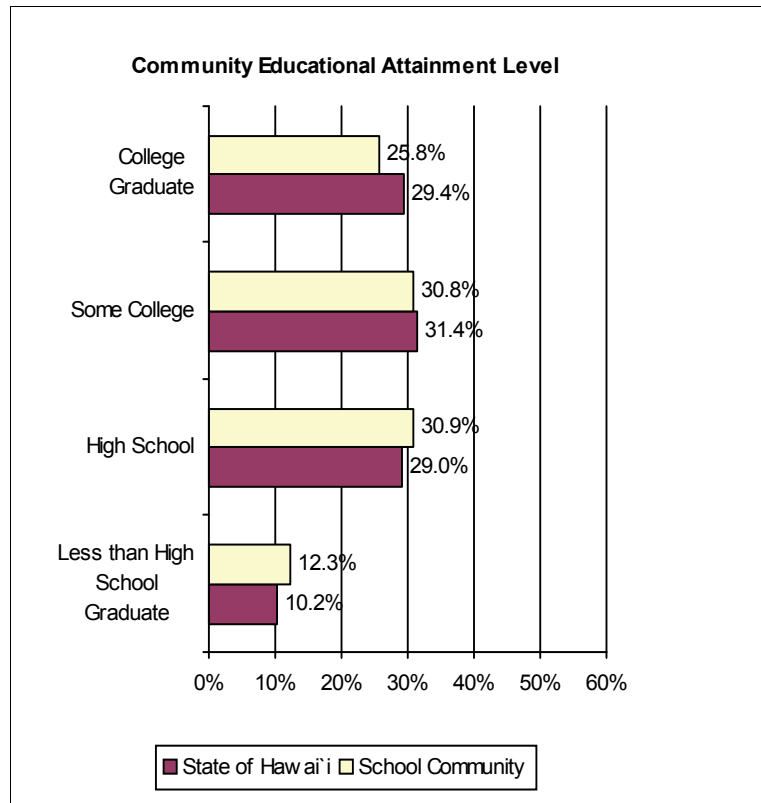
School Setting

Community Profile

The *Community Profile* information updated in this school report reflects selected 2010 demographics for the High School Complex (HSC) area in which this school resides. Profile data are based on the 2010 U.S. Census, the American Community Survey (ACS) 2006-2010 five-year estimates (centric to 2008), and the incorporation of Hawaii’s HSC boundary areas with updated 2010 Census geography. Figures for educational attainment and median household income are sample estimates obtained from the ACS, adapted to conform to HSC geography, and should be considered rough approximations of census counts.

Based on the 2010 U.S. Census

Maui HSC Complex	School Community	State of Hawai'i
Total population	51,920	1,360,301
Percentage of population aged 5-19	18.2%	18.4%
Median age of population	39.6	38.6
Number of family households	11,562	313,907
Median household income	\$75,378	\$66,420



School Improvement

Summary of Progress

Lokelani School has made a myriad of improvements in the past school year. The school is in the preliminary stages of becoming an AVID school to support students to be college and career ready. The English Language Arts and Math department continue to implement the common core standards and have created common pacing guides and are working on common assessments to align their curriculum and increase rigor. The science department is adopting NGSS standards and teachers have adopted the engineering design process. The social studies department is incorporating the College, Career & Civic Life C3 Framework in their curriculum. Lokelani is a one to one device school and continues to integrate technology to open educational opportunities and allow students to collaborate, critically think, and create using a variety of digital tools.

Lokelani has reinvigorated its elective program offering a variety of exploratory electives such as: Mandarin Chinese, Speech, Debate, Film Studies, and Peer Mediation. A new Spanish Language Program is in its first year with the goal to offer Spanish I credit to graduating 8th graders that meet the criteria. There is a new honors program in math, English language arts, science in grades 6,7, and 8 as well as Algebra One High School Credit course being offered to 8th graders.

There is a strong emphasis this year on increasing rigor in all classrooms so that students are challenged and held to high expectations of excellence and achievement. The community based instruction program is working closely with the neighbor Pookela School to enrich the life skills program at Lokelani School. Special education and ELL students are learning in inclusive environments and getting the support they need to be successful.

Lokelani School is dedicated to narrowing the achievement gap through offering comprehensive support systems for all students. The school has adopted a school wide system of looking at data through grade level teams to target students' specific needs to help them improve in literacy and math through the HOKU advisory period.

Lokelani School is dedicated to each child and ensuring that they have all the opportunities available to them to be college and career ready. Lokelani School faculty and staff are dedicated and working tirelessly to ensure that all students reach their academic and social goals and enjoy learning. The passion for learning is ignited each day at Lokelani School. Lokelani students love to come to school because they love to learn.

School Resources

Certified Staff

Teaching Staff

Total Full-Time Equivalent (FTE)		45.0
Regular Instruction, FTE	80.0%	36.0
Special Instruction, FTE	17.7%	8.0
Supplemental Instruction, FTE	2.2%	1.0
Teacher headcount		45
Teachers with 5 or more years at this school		19
Teachers' average years of experience		10.2
Teachers with advanced degrees		20

Professional Teacher Credentials

Fully licensed	88.8%	40
Emergency hires	11.1%	5

Students per Teaching Staff *

Regular Instruction	14.4
Special Instruction	8.0

* These figures do not indicate class size.

Administrative and Student Services Staff

Administration, FTE *	3.0
Librarians, FTE	0.0
Counselors, FTE	2.0
Number of principals at this school in the last five years	2

* Administration includes Principals, Vice-Principals, Student Activity Coordinators, Student Services Coordinators, Registrars, and Athletic Directors

Facilities

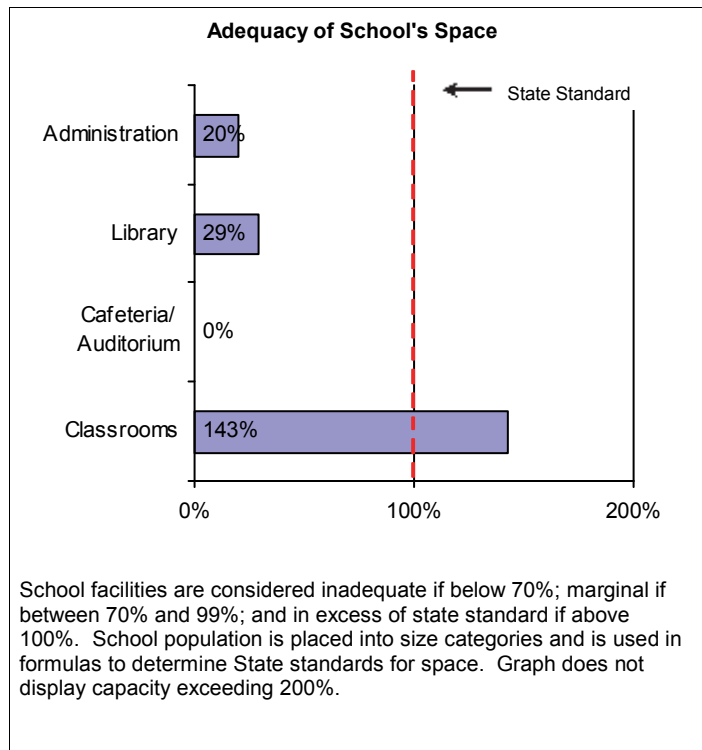
School Year Ending 2017

Classrooms available	41
Number of classrooms short (-) or over (+)	0

School facilities inspection results

From the 2011 school year, school facilities inspection data are no longer available at the state level. Department schools are still required to do an annual assessment of its facilities in the following areas: Grounds, Building exterior, Building interior, Equipment/Furnishings, Health/Safety and Sanitation. All department schools should have their annual inspections completed by the second quarter of the school year.

Historically, the majority of the department schools attained inspection assessment points in the following ranges: 9-15, earning a "Satisfactory" rating, and 16-18 points, earning the highest "Very Good" rating.



Note. -- means missing data.

Vital Signs

School Quality Survey

The School Quality Survey (SQS), administered by the Accountability Section, is used for strategic planning and to comply with state accountability requirements.

Percent of Positive Responses

School Quality Survey *		Teachers		Parents		Students	
		School	State	School	State	School	State
Safety	2016	70.0%	72.0%	76.8%	76.7%	65.3%	69.7%
	2017	67.4%	74.4%	71.1%	78.2%	58.2%	68.9%
Well-Being	2016	71.1%	72.3%	85.8%	86.2%	65.0%	67.9%
	2017	72.0%	73.3%	86.1%	86.7%	56.9%	66.9%
Satisfaction	2016	64.2%	60.2%	74.1%	76.9%	70.1%	74.7%
	2017	69.2%	65.9%	69.6%	78.9%	60.0%	73.5%
Involvement/Engagement	2016	84.2%	69.5%	69.7%	74.7%	54.3%	57.5%
	2017	73.0%	70.1%	62.7%	76.5%	54.9%	56.6%

Survey Return Rate **		Teachers		Parents		Students	
		School	State	School	State	School	State
	2016	62.2%	77.6%	42.5%	25.0%	63.4%	74.9%
	2017	100.0%	84.6%	12.2%	26.5%	12.7%	68.3%

* The SQS is completed by students and parents of students in grades 4, 5, 7, 8, 9, and 11 and by all teachers of the school. State Teacher and Parent positive response figures are one of four grade spans (Gr. K to 5/6, Gr. 6/7 to 8, Gr. 9 to 12, and Multi-level) that best correspond to this school's grade span. The Student positive response figures for the State and this school are those of the highest grade level surveyed at this school.

** State Return Rate for Teachers, Parents, and Students are for one of six grade spans (Elementary, Elementary/Middle, Elementary/Middle/High, Middle, Middle/High, High) that corresponds to this school.

Note: In 2015, a revised School Quality Survey (SQS) was administered statewide to students, school staff, and parents. The dimensions, questions, and rating scale differ from the SQS administered in previous years.

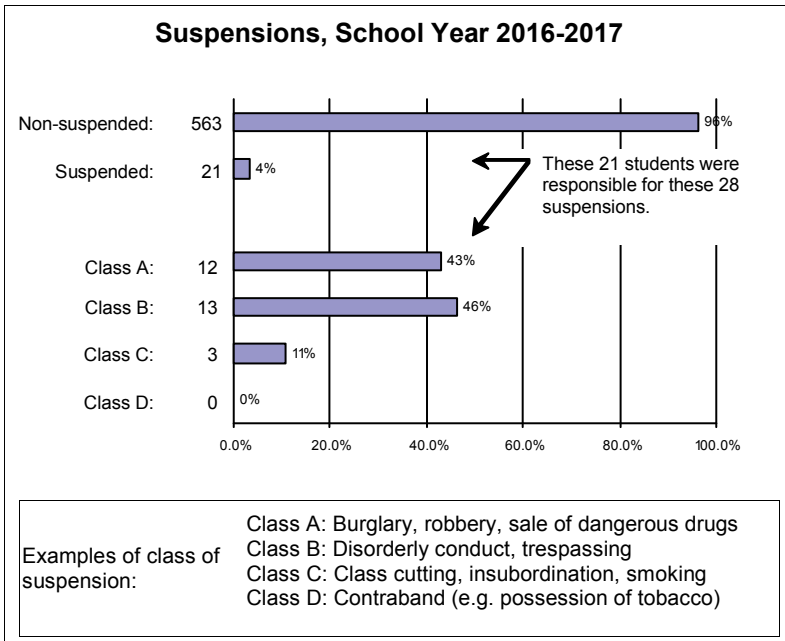
Vital Signs

Student Conduct

Attendance and Absences

School Year			State Standard
2014-15	2015-16	2016-17	
Average Daily Attendance: % (higher is better)			
96.4%	96.0%	94.2%	95.0%
Average Daily Absences: in days (lower is better)			
6.4	7.1	10.2	9

Suspensions, School Year 2016-2017



Examples of class of suspension:

- Class A: Burglary, robbery, sale of dangerous drugs
- Class B: Disorderly conduct, trespassing
- Class C: Class cutting, insubordination, smoking
- Class D: Contraband (e.g. possession of tobacco)

School Retention

Retention for elementary schools include students who were retained (kept back a grade) in all grades except kindergarten. Retention for middle/intermediate/K-8 schools include only eighth graders who were not promoted to ninth grade.

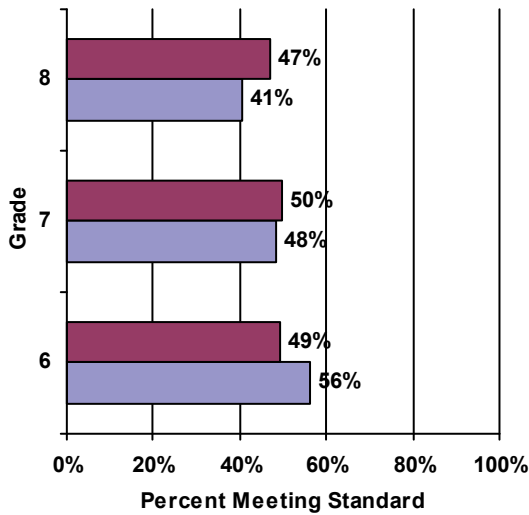
	Retention		
	2015	2016	2017
Total number of students	153	170	183
Percent retained in grade	1%	0%	1%

Note. -- means missing data.
 * means data not reported to maintain student confidentiality (see FERPA).

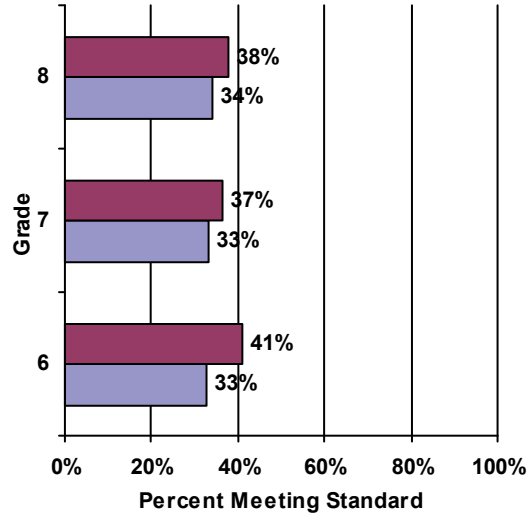
Vital Signs

Hawaii Statewide Assessment Program

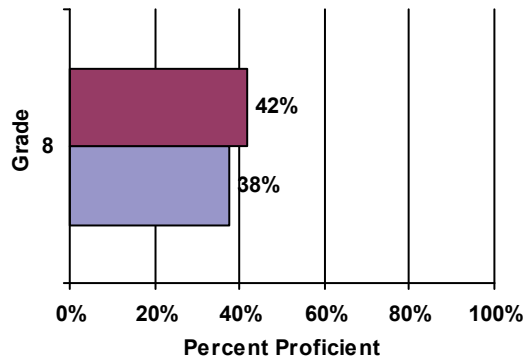
Language Arts/Literacy



Mathematics



HCPS Science



The HCPS Science assessment is given in grades 4 and 8. High School (HS) HCPS Science assessment results are from an end-of-course exam given to high school students enrolled in Biology I.



A school's bar may not be shown to maintain student confidentiality (see FERPA).

Other School Information

Lokelani Intermediate School is on a probationary accreditation status by the Accrediting Commission for Schools, Western Association of Schools and Colleges. This school's accreditation term expires in 2018.

Published on November 7, 2017.

Accountability Section, Assessment and Accountability Branch, Office of Strategy, Innovation and Performance, Honolulu, HI:
Hawaii State Department of Education.